



FINAL PROGRAM GUIDE

New Advances on the Horizon

ISHRS 14th Annual Scientific Meeting
October 18–22, 2006
Hotel del Coronado, San Diego, California, USA

Announcement

The ISHRS is pleased to announce that it has earned ACCME-accreditation. This educational activity is designated for a maximum of 38.75 AMA PRA Category 1 Credits™.

2006 Annual Scientific Meeting Committee

Bernard P. Nusbaum, MD, *Chair*

Carlos J. Puig, DO, *Basics Course Chair*

James A. Harris, MD, *Advanced Course Co-Chair*

Ronald L. Shapiro, MD, *Advanced Course Co-Chair*

Francisco Jimenez-Acosta, MD, *Workshop Co-Chair*

Sharon A. Keene, MD, *Workshop Co-Chair*

Jennifer H. Martinick, MBBS, *Immediate Past-Chair*

MaryAnn Parsley, RN, *Surgical Assistants Chair*

Advancing the art and science of hair restoration

*Thank
You*

The ISHRS gratefully acknowledges

Merck & Co., Inc.

*for their generosity in the printing of this
program book.*

Welcome to San Diego!

This year we have taken remarkable steps in the direction of credibility for our society and Hair Restoration as a whole. We have obtained accreditation from the ACCME, allowing us to offer our own CME credit for ISHRS programs. The ISHRS has also obtained a seat within the American Medical Association Specialty Services Society which will afford us a voice within organized medicine.

Apart from our effort to obtain various types of accreditation, we continue to provide superb educational programs, and this year is no exception. The theme from this year's annual meeting is "New Advances on the Horizon". We intend not only to reveal the latest developments in the field of Hair Restoration but also to stimulate and expand the way we think from the basic sciences, to grafting techniques, all the way to more sophisticated surgical procedures. Featured Speakers who represent the upper echelon of their fields have accepted our invitation to address the society. Their presence will have a tremendous impact on our credibility as a field of endeavor. In selecting topics for all aspects of the meeting, every effort has been made to address the needs of the membership by analyzing the results of CME program evaluations and the Needs Assessment Survey. The General Session will feature in-depth discussions and critical analysis debated by the most prominent members of our industry. Innovations have been made, including the use of cadaver scalps for technique demonstration as well as hands-on training. This learning tool will provide an unprecedented learning experience in several of the workshops which have been shifted to a "hands-on" interactive format. Cadaver scalps will also be utilized in the practical stations of the Basics Course and in the Surgical Assistants Program. The always-popular Live Surgery Observational Workshop will once again take place and, for the first time ever, a Live Surgery Via Satellite session will be presented on Saturday afternoon. From the novice to the experienced practitioner, we have planned an extraordinary learning experience for all.

We encourage all of you to interact with the faculty and participate in the open discussion. Our society members are known for sharing their knowledge in an unselfish manner. Finally, enjoy beautiful San Diego along with its scenic bays and beaches. Make sure to attend the social functions, as the historic hotel Del Coronado will provide a perfect setting to learn and make lifelong friendships.

Again, we wish a warm welcome to all of you,



Paul T. Rose, MD, JD
President, International Society of Hair
Restoration Surgery



Bernard P. Nusbaum, MD
Chair, 2006 Annual Scientific Meeting

Table of Contents

General Information	2
Program-At-A-Glance	6
Hotel Floor Plan	7
Day-By-Day Program	8
Featured Guest Speakers	15
Poster Presentations	16
Extra Courses	20
Museum of HRS Artifacts	31
Exhibits	32
List of Faculty	37
Tours and Excursions	38
Registration Categories and Fees	40

Disclaimer

Registrants understand that the material presented at the Annual Meeting has been made available under sponsorship of the International Society of Hair Restoration Surgery (ISHRS) for educational purposes only. This material is not intended to represent the only, nor necessarily the best, method or procedure appropriate for the medical situations discussed, but rather is intended to present an approach, view, statement or opinion of the faculty which may be of interest to others. As an educational organization, the ISHRS does not specifically approve, promote or accept the opinions, ideas, procedures, medications or devices presented in any paper, poster, discussion, forum or panel at the Annual Meeting. Registrants waive any claim against ISHRS arising out of information presented in this course.

Registrants understand and acknowledge that volunteer patients have been asked to participate in the Annual Meeting sessions for educational and training purposes. Registrants shall keep confidential the identity of, and any information received during the Annual Meeting regarding, such volunteer patients.

Registrants further understand and agree that they cannot reproduce in any manner, including, without limitation, photographs, audiotapes and videotapes, the Annual Meeting sessions. All property rights in the material presented, including common law copyright, are expressly reserved to the presenter or to the ISHRS. The sessions may be audio, videotaped, or photographed by the ISHRS.

Registrants also understand that operating rooms and health care facilities present inherent dangers. Registrants shall adhere to universal precautions during any Course, Workshop, or Session that they attend that may utilize cadaveric specimens, cadaveric material or sharps, and that any contact they may have with cadaveric specimens or cadaveric material shall conform to all proper medical practices and procedures for the treatment of patients for whom no medical history is available. In the event that one incurs a needle stick injury, cut, or other exposure to blood borne pathogens, the person shall immediately notify the Course, Workshop, or Session Director and the ISHRS and take such other follow-up measures as deemed appropriate.

By attending this program, in no way does it suggest that participants are trained and/or certified in the discipline of hair restoration surgery. All speakers, topics, and schedules are subject to change without prior notification and will not be considered reasons for refund requests.

Registrants agree to abide by all policies and procedures of the ISHRS. Registrants waive any claim against ISHRS for injury or other damage resulting in any way from course participation.

GENERAL INFORMATION

Continuing Medical Education (CME) Credit

The International Society of Hair Restoration Surgery designates this educational activity for a maximum of 38.75 *AMA PRA Category 1 Credits™*. Physicians should only claim credit commensurate with the extent of their participation in the activity.

The International Society of Hair Restoration Surgery's 14th Annual Scientific Meeting (program #611-100) is recognized by the American Academy of Dermatology for 38.75 hours of AAD Category I CME credit and may be used toward the American Academy of Dermatology's Continuing Medical Education Award.

Continuing Medical Education Mission Statement

CME Purpose

The purpose of the International Society of Hair Restoration Surgery's CME program is to meet the educational needs of its members by providing practice-oriented, scientifically-based educational activities that will maintain and advance skills, knowledge, and attitudes by as well as promote lifelong learning for its members. CME activities will result in enhanced patient care by enabling participants to make more precise diagnoses, refine surgical skills and to reduce or eliminate medical and surgical complications.

Target Audiences

The primary target audience of the International Society of Hair Restoration Surgery's CME program is its physician members, consisting of surgeons from around the world. Secondary audiences for the CME program include residents, nurses, surgical assistants and other allied health personnel. The ISHRS recognizes the importance of and encourages international and interdisciplinary exchange of medical knowledge and practice through calls for papers, and invitations to interdisciplinary and international speakers with special expertise. Further, the ISHRS seeks to expand the international participation at individual courses as a critical part of each year's CME activities.

Statement of Need

Results of research studies are changing physicians' understanding in the treatment of hair loss. Techniques and methods in hair restoration surgery are constantly being refined to maximize hair density, produce higher rates of graft growth, reduce scars, and reduce the rate of complications. The practicing hair restoration surgeon must be well informed about this new information. This meeting will cover the issues and advances in medical and surgical hair restoration. A faculty of well-known experts from private and academic sectors will discuss specifics and the state of the industry. Our distinguished faculty will provide commentary on controversial subjects. By providing access to the latest research developments and expert perspectives, this meeting will assist hair restoration surgeons with up-to-date clinical management strategies.

Expected Results

The CME program will result in improved surgical skills and medical knowledge among its participants. All participants will be expected to provide written feedback following all educational sessions, and the CME committee will rely on this feedback to assess the effectiveness of educational efforts and direct changes in programs in order to ensure that educational objectives will be met or exceeded.

Learner Objectives

Within this program learner objectives are listed within the Day-by-Day program for each segment of the General Session. Course and Workshop learner objectives are listed by their descriptions.

Video, Photography & Audio Recording Policy

Video recording and/or photography are prohibited in all educational sessions. Under no circumstances are video, digital or still cameras to be utilized in the educational sessions. Violators will have their cameras/equipment confiscated until the end of the meeting on Sunday. Audio recording for personal use only is permitted (i.e., for gathering information and NOT for rebroadcast or reproduction). Photography of scientific material is prohibited. The only exception to the photography policy are photos taken by the official ISHRS photographer for purposes of podium photos to use in ISHRS publications.

Cellular Phone/Pager Policy

The use of cellular phones and pagers in the General Session, Workshop and Course rooms is prohibited. Attendees must either turn off or vibrate cellular phones and pagers.

Speaker Disclosures of Conflicts of Interest

All presenters are required to verbally disclose at the podium (or indicate on poster presentations) as well as complete a form disclosing relevant grants or other financial support; consultancies; organizational affiliations; family; departmental or personal financial involvement; patent rights; and other relevant conflicts of interest pertaining to their topic. Such disclosures are also published in the Abstract Book provided onsite at the meeting. The ISHRS follows its approved Policy on Collection and Resolution of Conflicts of Interest (COI) for all presenters and planners.

Obtaining CME Credit & Certificate

Physicians will receive in their registration packets a form called "CME Credits Claimed Form." Physicians should indicate the number of CME hours they are claiming on this form and turn-in the white copy (top copy) to a collection box located near the Registration Desk. Keep the pink copy (bottom copy) for your files. Appropriate credit for attendance should be ascertained and reported by individual physicians to the particular state or medical society to which he/she belongs.

AAD Members – For those that subscribe to the American Academy of Dermatology (AAD) Transcript Program, you must submit an attendance validation "Green Card". We will mail your green card to the AAD after the meeting. If you did not bring a Green Card with to this meeting, you may mail it directly to the AAD when you return.

Physicians will receive a personalized Certificate of Attendance for CME mailed after the meeting. Physicians will only receive a CME certificate if the CME Credits Claimed Form is completed. Ancillary staff will receive a Certificate of Attendance in their registration packets.

Evaluation Surveys

The CME Committee and Annual Meeting Committee kindly request that you complete the evaluation surveys for each workshop, course and general session that you attend. Your feedback is very valuable to us! We make changes to the program and faculty based on your comments so we may continually improve the Annual Meeting. Each day we are raffling a certificate worth \$250.00 (USD) off of an ISHRS meeting held in the next 2 years for those that turn in their completed General Session evaluation surveys.

An online Overall Evaluation survey will be conducted the week after the meeting in which a link and passcode will be e-mailed to each attendee. The questions on the Overall Evaluation will be different than on the session evaluations, so we ask that you complete the paper forms at the meeting and the online form after the meeting. Thank you for your participation.

GENERAL INFORMATION

2006 Annual Scientific Meeting Committee

Bernard P. Nusbaum, MD, *Chair*
Carlos J. Puig, DO, *Basics Course Chair*
James A. Harris, MD, *Advanced Course Co-Chair*
Ronald L. Shapiro, MD, *Advanced Course Co-Chair*
Francisco Jimenez-Acosta, MD, *Workshop Co-Chair*
Sharon A. Keene, MD, *Workshop Co-Chair*
Jennifer H. Martinick, MBBS, *Immediate Past-Chair*
MaryAnn Parsley, RN, *Surgical Assistants Chair*

CME Committee

Paul C. Cotterill, MD, *Chair*
Vance W. Elliott, MD
Edwin S. Epstein, MD
Jeffrey S. Epstein, MD
Robert S. Haber, MD
James A. Harris, MD
Francisco Jimenez-Acosta, MD
Sharon A. Keene, MD
Matt L. Leavitt, DO
Bernard P. Nusbaum, MD
MaryAnn Parsley, RN
Carlos J. Puig, DO
Paul T. Rose, MD, JD
Ronald L. Shapiro, MD

2005-2006 Officers and Board of Governors

President

Paul T. Rose, MD, JD, Tampa, FL, USA

Vice President

Paul C. Cotterill, MD, Toronto, Ontario, Canada

Secretary

Bessam K. Farjo, MD, Manchester, United Kingdom

Treasurer

William M. Parsley, MD, Louisville, KY, USA

Immediate Past-President

E. Antonio Mangubat, MD, Seattle, WA, USA

Michael L. Beehner, MD, Saratoga Springs, NY, USA

Jerry E. Cooley, MD, Charlotte, NC, USA

Edwin S. Epstein, MD, Richmond, VA, USA

Jung Chul Kim, MD, Taegu, Korea

Jerzy R. Kolasinski, MD, PhD, Swarzedz, Poland

Melike Kuelahci, MD, Istanbul, Turkey

Matt L. Leavitt, DO, Heathrow, FL, USA

Robert T. Leonard, Jr., DO, Cranston, RI, USA

David J. Seager, MD, Scarborough, Canada

Paul M. Straub, MD, Torrance, CA, USA

Surgical Assistants Representative to the Board (non-voting)

Cheryl J. Pomerantz, RN

Headquarters Office:

International Society of Hair Restoration Surgery
13 South 2nd Street
Geneva, IL 60134 USA
Phone: 630-262-5399 or 800-444-2737
Fax: 630-262-1520
E-Mail: info@ishrs.org
Website: www.ISHRS.org

ISHRS Administration

Victoria Ceh, MPA, *Executive Director and CME Director*

Jule Uddfolk, CMP, *Meeting and Exhibits Manager*

Kimberly Miller, *Registrar; Membership & Administrative Manager*

Amy Whittaker, *Registrar; Membership & Administrative Assistant*

Jeffrey Miller, *Database and Technical Support*

Cheryl Duckler, *Managing Editor, Forum, and Advertising Representative*

Karen Sideris, *PR Consultant*

Jim Breeling, *Medical Writer*

Dan Sisson, *Webmaster*

Corporate Support

The ISHRS gratefully acknowledges the following corporate supporters of the 14th Annual Scientific Meeting for their generosity.

Diamond

Merck & Co., Inc.

Gold

Pfizer Consumer Healthcare
Sunetics International, Inc.

Silver

Procter & Gamble

Workshops

Pfizer Consumer Healthcare
ProCyte, A PhotoMedex Company

Future ISHRS Annual Scientific Meetings



ISHRS 15th Annual Scientific Meeting

September 26-30, 2007
The Venetian, Las Vegas, Nevada, USA

15th Annual Scientific Meeting
September 26-30, 2007
The Venetian, Las Vegas, Nevada, USA

16th Annual Scientific Meeting
September 3-7, 2008
Fairmont The Queen Elizabeth, Montreal, Quebec, Canada



DO YOU WANT YOUR PHONES TO RING MORE?

1-800-GET-HAIR

could be your phone number!

1-800-GET-HAIR will:

- Reduce advertising costs
- Get you more calls
- Make your business stand out
- Increase repeat business

*Call us today before
your competition does!*



CUSTOMERS DON'T LOOK UP YOUR NUMBER...THEY REMEMBER IT!

1-800-GET-HAIR, LLC 248-543-2200

GUARANTEED!

Introducing a new way to treat hereditary hair loss

FOAM



The easy routine to help regrow hair

Recommend **NEW**
Men's Rogaine® Foam



- Patients agree it's convenient, easy to apply, and fast drying¹
- In a clinical study, 85% of men regrew hair in just 16 weeks*¹
- Improved formula:
No propylene glycol—
a potential source of
irritation for some patients

* In a clinical study of twice-daily use of Men's Rogaine Foam vs placebo.

REFERENCE: 1. Data on file. Pfizer Consumer Healthcare.
Use as directed. Not everyone responds to Rogaine. Individual results vary.



©2006 Pfizer Morris Plains, NJ 07950 ROG195493A

Product incorporates technology licensed from
Connetics Corporation. US Patent No. 6,946,120.

INTERVIEW TIPS

1. TELL A STORY
2. BE CONVERSATIONAL
3. KEEP ANSWERS SHORT
4. BE ON TIME
5. ALWAYS PROVIDE VISUALS

The above tips will help you get the results you want when being interviewed. Results Media will help you get the interview.

Results Media provides TV Placement services. We take your product or service and get it on newscasts, talk shows and other programs throughout the country.

One refreshing and unique aspect of Results Media is our clients pay by the placement. No hourly fees and no retainers. Our service is guaranteed. You only pay for Results!

Results Media, Inc.

952-929-2300
info@resultsonTV.com
www.resultsonTV.com

Results Media
television placement

PROGRAM AT-A-GLANCE – ROOM ASSIGNMENTS

Wednesday/October 18, 2006

6:00 AM–10:00 AM	Committee Meetings Pointe, Coastal, Surf (California Cabanas)
7:00 AM–5:30 PM	Registration Lobby Group Desk (Victorian Bldg, main level)
7:00 AM–5:30 PM	Speaker Ready Room Wilder Salon G&H (Grande Hall, lower level)
8:00 AM–5:00 PM	Basics in Hair Restoration Surgery Course Palm/Seabreeze/Sunset (California Cabanas)
8:00 AM–5:00 PM	Advanced Seminar Crystal/Continental (Victorian Bldg, main level)
8:00 AM–2:30 PM	Surgical Assistants Program Regent (Grande Hall, upper level)
10:00 AM–5:00 PM	ISHRS Board of Governors Meeting Windsor Complex (Victorian Bldg, main level)
1:00 PM–7:00 PM	Exhibit & Posters Set-up Crown/Coronet (Victorian Bldg, main level)
3:00 PM–5:00 PM	Surgical Assistants Cutting/Placing Workshop Empress (Grande Hall, upper level)

7:00 AM–8:30 AM

Morning Workshops

201: Hairline & Crown – Hanover (Victorian Bldg, main level, enter through Garden Patio)
202: Graft Placement – Spreckels Complex (Grande Hall, lower level)
203: Difficult Cases – Windsor Complex (Victoria Bldg, main level)
204: PD: Lasers – Wilder Salon E&F (Grande Hall, lower level)
205: FUE Update – Garden Room (Victoria Bldg, main level, enter through Garden Patio)

8:00 AM–9:00 AM

Continental Breakfast

Crown/Coronet (Victorian Bldg, main level)

8:00 AM–4:30 PM

Exhibits & Poster Viewing & Museum of HRS Artifacts

Crown/Coronet (Victorian Bldg, main level)

8:45 AM–6:00 PM

General Session

Upper Grande Hall (Grande Hall, upper level)

12:20 PM–1:45 PM

ISHRS General Membership Business Meeting

Ballroom (Victorian Bldg, upper level)

5:00 PM–6:00 PM

Live Patient Viewing

Carousel (Victorian Bldg, lower level)

6:30 PM–9:00 PM

The Hair Foundation Board of Trustees Meeting: Part 1 (ANCILLARY MEETING) Spreckels Complex (Grande Hall, lower level)

Thursday/October 19, 2006

6:00 AM–6:00 PM	Speaker Ready Room Wilder Salon G&H (Grande Hall, lower level)
6:00 AM–6:00 PM	Press Room Board Room (Grande Hall, lower level)
6:30 AM–6:00 PM	Registration Lobby Group Desk (Victorian Bldg, main level)
7:00 AM–8:30 AM	Morning Workshops 101: Do's & Don'ts – Hanover (Victorian Bldg, main level, enter through Garden Patio) 102: Ergonomics – Garden Room (Victorian Bldg, main level, enter through Garden Patio) 103: Scalp Derm – Wilder Salon E&F (Grande Hall, lower level) 104: PD: Cosmetic Procedures – Spreckels Complex (Grande Hall, lower level) 105: Testmanship – Windsor Complex (Victorian Bldg, main level)
8:00 AM–9:00 AM	Continental Breakfast Crown/Coronet (Victorian Bldg, main level)
8:00 AM–7:30 PM	Exhibits & Poster Viewing & Museum of HRS Artifacts Crown/Coronet (Victorian Bldg, main level)
8:45 AM–6:00 PM	General Session Upper Grande Hall (Grande Hall, upper level)
12:30 PM–2:00 PM	Afternoon Workshops 111: Min Scar/Strip Harvest – Spreckels Complex (Grande Hall, lower level) 112: Biotech – Windsor Complex (Victoria Bldg, main level) 113: Recipient Sites – Garden Room (Grande Hall, lower level) 114: PD: Botox & Fillers – Hanover (Grande Hall, lower level) 115: FTP: Panel Disc Tool – Wilder Salon E&F (Grande Hall, lower level)
6:00 PM–7:30 PM	Welcome Reception Crown/Coronet (Victorian Bldg, main level)
7:30 PM	ABHRS Board of Directors Meeting (ANCILLARY MEETING) Edison Salon I (Grande Hall, lower level)

Saturday/October 21, 2006

6:30 AM–8:00 AM	The Hair Foundation Board of Trustees Meeting: Part 2 (ANCILLARY MEETING) Spreckels Complex (Grande Hall, lower level)
6:00 AM–2:30 PM	Press Room Board Room (Grande Hall, lower level)
6:45 AM–2:30 PM	Registration Lobby Group Desk (Victorian Bldg, main level)
7:00 AM–2:30 PM	Speaker Ready Room Wilder Salon G&H (Grande Hall, lower level)
7:00 AM–8:00 AM	Continental Breakfast Crown/Coronet (Victorian Bldg, main level)
7:00 AM–1:00 PM	Exhibits & Poster Viewing & Museum of HRS Artifacts Crown/Coronet (Victorian Bldg, main level)
8:00 AM–12:00 PM	General Session Upper Grande Hall (Grande Hall, upper level)
11:45 AM–5:30 PM	Live Surgery Observational Workshop 11:45am – Load bus at Orange Avenue. 12:00pm – Bus departs.
12:00 PM–1:00 PM	Exhibit Hall Final Hour
1:00 PM–4:00 PM	Live Surgery via Satellite Session - doors open at 12:45pm. Upper Grande Hall (Grande Hall, upper level)
1:00 PM–4:00 PM	Exhibits & Posters Teardown
12:45 PM–5:00 PM	Optional ISHRS Private Charter City Tour: Scenic San Diego by Land & Sea Shuttle departs at 1:00 pm from Orange Avenue
6:30 PM–8:00 PM	Gala Cocktail Reception & Silent Auction Carousel Room (Victorian Bldg, lower level)
8:00 PM–12:00 AM	Gala Dinner/Dance & Awards Ceremony - doors open at 7:30pm. Ballroom (Victorian Bldg, upper level)

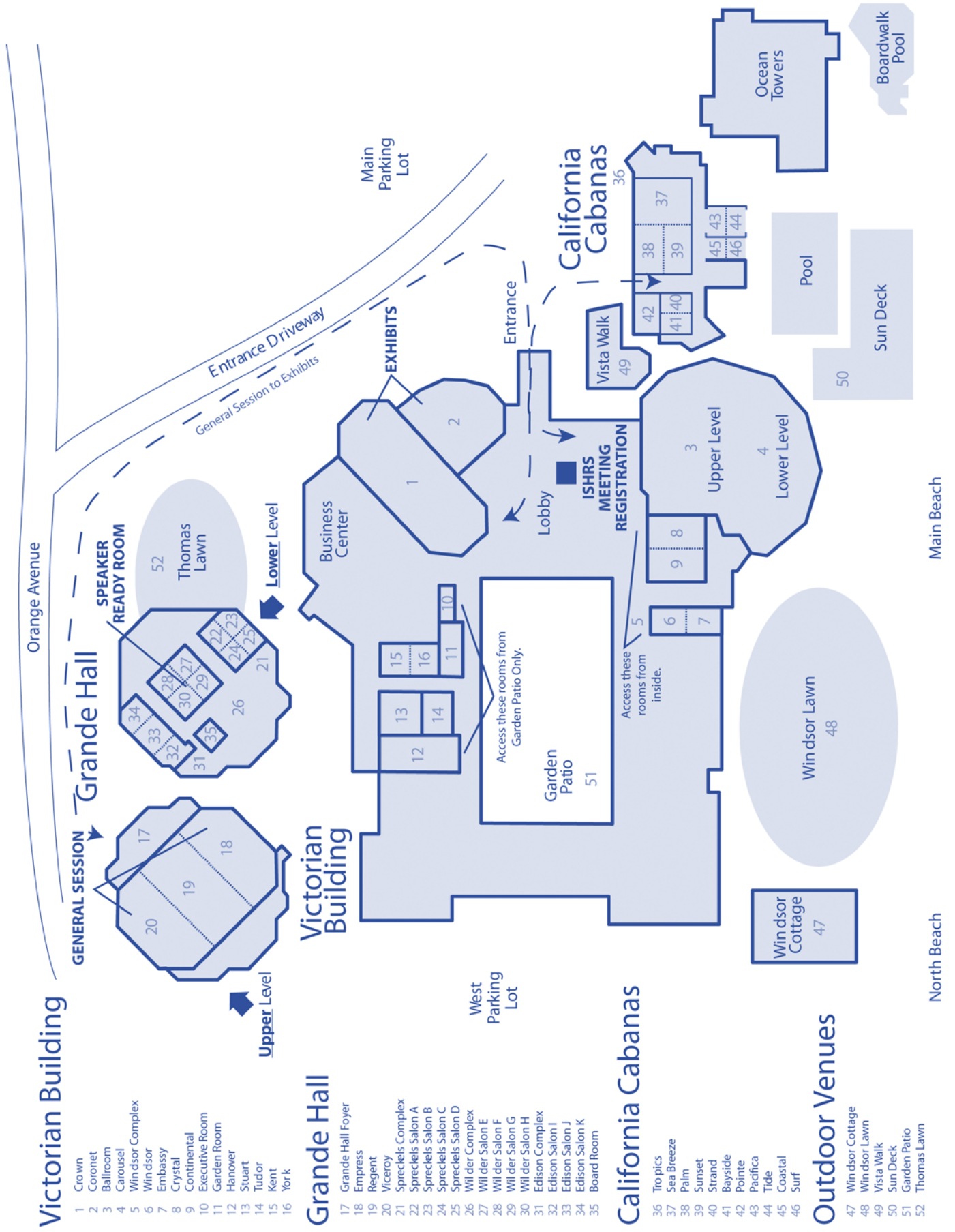
Sunday/October 22, 2006

7:00 AM–11:30 AM	Speaker Ready Room Wilder Salon G&H (Grande Hall, lower level)
7:30 AM–12:00 PM	Registration Upper Grande Hall Foyer
7:30 AM–8:30 AM	Continental Breakfast Upper Grande Hall Foyer
8:00 AM–11:45 AM	General Session Upper Grande Hall
11:45 AM	Adjourn
11:45 AM–1:15 PM	CME & Program Committee Post-Meeting Evaluation Session Wilder Salon E&F (Grande Hall, lower level)

Friday/October 20, 2006

6:00 AM–6:00 PM	Speaker Ready Room Wilder Salon G&H (Grande Hall, lower level)
6:00 AM–6:00 PM	Press Room Board Room (Grande Hall, lower level)
6:30 AM–6:00 PM	Registration Lobby Group Desk (Victorian Bldg, main level)

HOTEL FLOOR PLAN



DAY-BY-DAY PROGRAM

Tuesday/October 17, 2006

10:00AM-1:00PM	Executive Committee Meeting (invitation only)
2:00PM-6:00PM	Media Training Workshop (invitation only)
5:00PM-10:00PM	Speaker Ready Room
8:30PM-9:00PM	Basics Course Faculty Meeting (hands-on station faculty only)

Wednesday/October 18, 2006

6:00AM-10:00AM	Committee Meetings
7:00AM-5:30PM	Registration
7:00AM-5:30PM	Speaker Ready Room
8:00AM-5:00PM	Basics in Hair Restoration Surgery Course (ticket required)
8:00AM-5:00PM	Advanced Seminar in Hair Restoration Surgery (ticket required)
8:00AM-2:30PM	Surgical Assistants Program, includes business meeting luncheon
10:00AM-5:00PM	ISHRS Board of Governors Meeting (invitation only)
1:00PM-7:00PM	Posters and Exhibitors Set-up
3:00PM-5:00PM	Surgical Assistants Cutting/Placing Workshop (ticket required)

Thursday/October 19, 2006

6:00AM-6:00PM	Speaker Ready Room
6:00AM-6:00PM	Press Room
6:30AM-5:30PM	Registration
7:00AM-8:30AM	Morning Workshops: 101, 102, 103, 104, 105
8:00AM-7:30PM	Exhibits & Poster Viewing & Museum of HRS Artifacts

GENERAL SESSION

8:45AM-10:25AM	Opening Session: New Advances on the Horizon <i>Moderator: Bernard P. Nusbaum, MD</i> Learner Objectives: <ul style="list-style-type: none"> Describe basic terms and concepts necessary to understand current research in hair basic science. Discuss the latest advances and controversies in Hair Molecular Biology with a focus on identifying targets for future therapies. Discuss composite allograft transplantation and the role of ischemia reperfusion injury.
8:45AM-8:50AM	Moderator Introduction <i>Bernard P. Nusbaum, MD</i>
8:51AM-9:01AM	Presidential Address <i>Paul T. Rose, MD, JD</i>
9:02AM-9:09AM	Primer <i>Jerry E. Cooley, MD</i>
9:10AM-9:35AM	Advances in Hair Biology Lectureship: Controversies in Hair Molecular Biology <i>Featured Guest Speaker: Ralf Paus, MD</i> <i>The Advances in Hair Biology Lectureship is generously supported by a grant from Bosley.</i>
9:10AM-9:35AM	Q&A
9:46AM-10:11AM	Norwood Lecturer: Composite Face and Scalp Allograft Transplant and the Impact of Ischemia Reperfusion Injury <i>Featured Guest Speaker: Maria Siemionow, MD, PhD, DSc</i>

10:11AM-10:25AM

Panel Discussion/Q&A
Panelists include: Jerry E. Cooley, MD, Ralf Paus, MD, Paul T. Rose, MD, Maria Siemionow, MD, PhD, DSc

10:25AM-10:45AM

Coffee Break/Exhibits & Posters
Generously supported by a grant from Pfizer Consumer Healthcare.

GENERAL SESSION

10:45AM-12:15PM

Optimizing Density and Growth
Moderator: Russell Knudsen, MBBS

Learner Objectives:

- Identify optimal methods of graft preparation to maximize growth and survival.
- Identify safe optimal site densities and the instruments and techniques necessary to produce them so that you achieve maximum recipient density.
- Discuss the survivability of follicular units in "super" mega-sessions of greater than 4000 grafts.
- Contrast the use of multi follicular unit grafts (MUGs) with exclusive use of follicular units (FUs).
- Illustrate the advantages and disadvantages of instruments and techniques for recipient site creation for the purpose of identifying the most appropriate for a particular case.
- Compare and contrast different instruments and techniques of graft placement to minimize damage to grafts.
- Identify techniques that can enhance the speed and efficiency of the recipient site creation and graft placement phases of the procedure.

10:45AM-10:47AM

Moderator Introduction
Russell Knudsen, MBBS

Point/Counterpoint Debate

10:48AM-10:55AM

Ultra-Dense SuperMega Sessions
Jerry Wong, MD

10:56AM-11:03AM

Traditional Density Mega Sessions
Ronald L. Shapiro, MD

11:03AM-11:13AM

Rapid Fire Q&A

11:14AM-11:21AM

Skinny or Chubby Graft?
Gholamali Abbasi, MD

11:22AM-11:29AM

Survival of Densely Packed Follicular Units Using the Lateral Slit Technique: Proof of Concept
Thomas Nakatsui, MD

11:30AM-11:37AM

Dense Packing with Sagittal vs. Coronal Recipient Sites
David Perez-Meza, MD

11:38AM-11:45AM

Disposable Micro-implanter for Mega Session and Dense Packing
Tseng-Kuo Shiao, MD

11:46AM-11:53AM

A Multi-Center Study of the Effect of 100% Transection on Hair Graft Survival
Michael L. Beener, MD (11:46am-11:49am)
Patrick Frechet, MD (11:50am-11:53am)

11:53AM-12:15PM

Panel Discussion/Q&A
Panelists include: Gholamali Abbasi, MD, Michael L. Beener, MD, Patrick Frechet, MD, Thomas Nakatsui, MD, David Perez-Meza, MD, William H. Reed, II, MD, Tseng-Kuo Shiao, MD

12:15PM-2:15PM

Lunch (on your own) or Afternoon Workshops

12:30PM-2:00PM

Afternoon Workshops: 111, 112, 113, 114, 115

GENERAL SESSION

2:15PM-3:30PM

Cell Therapy and Biotechnology
Moderator: Bessam K. Farjo, MD

Learner Objectives:

- Summarize the latest developments in hair follicle cell therapy (cloning).
- Educate your patients regarding this possible future therapy.
- Identify the role of growth factors in enhancing hair restoration surgery results.

DAY-BY-DAY PROGRAM

2:15PM-2:17PM	Moderator Introduction <i>Bessam K. Farjo, MD</i>
2:18PM-2:43PM	Role of Telomerase in Follicular Stem Cell Proliferation and Tissue Bioengineering <i>Featured Guest Speaker: Steven Artandi, MD, PhD</i>
2:44PM-2:49PM	Current Status of Research - Aderans <i>Kenneth J. Washenik, MD, PhD</i>
2:50PM-2:55PM	Current Status of Research - Intercytex <i>Jerry E. Cooley, MD (2:50pm-2:53pm)</i> <i>Bessam K. Farjo, MD (2:53pm-2:55pm)</i>
3:06PM-3:13PM	The Use of Autologous Platelet Releasate to Enhance Hair Transplant Outcomes <i>Robert J. Reese, DO</i>
3:14PM-3:21PM	The Use of Autologous Growth Factors (PRP and PPP) in Hair Restoration Surgery <i>David Perez-Meza, MD</i>
3:22PM-3:29PM	The Role of Vascular Growth Factor (adenosine-ornithine complexed) in Hair Transplantation: Improve of Hair Growth Mediated-by Angiogenesis. In vitro and in vivo studies. <i>Fabio M. Rinaldi, MD</i>
3:29PM-3:45PM	Panel Discussion/Q&A <i>Panelists include: Steven Artandi, MD, PhD, Jerry E. Cooley, MD, Melike Kulahci, MD, David Perez-Meza, MD, Fabio M. Rinaldi, MD, Kenneth J. Washenik, MD, PhD</i>
3:45PM-4:05PM	Coffee Break/Exhibits & Posters <i>Generously supported by a grant from Sunetics International.</i>

GENERAL SESSION

4:05PM-4:55PM	Medical Therapy Update <i>Moderator: Edwin S. Epstein, MD</i> Learner Objectives: <ul style="list-style-type: none"> Evaluate the latest information on dutasteride to facilitate physicians' decisions on whether to prescribe the drug (off label) and select proper dosages. Explain the five-year data on finasteride to enhance patient counseling regarding this drug. Describe the latest clinical data on laser/light therapy to facilitate patient counseling and help physicians evaluate whether to offer this mode of therapy.
4:05PM-4:07PM	Moderator Introduction <i>Edwin S. Epstein, MD</i>
4:08PM-4:15PM	Effects of Oral Dutasteride in Identical Twins <i>Dow B. Stough, MD</i>
4:16PM-4:23PM	Finasteride & Minoxidil Update <i>Kenneth J. Washenik, MD, PhD</i>
4:24PM-4:31PM	Hair Loss Therapy: Are Lasers a Light at the End of the Tunnel? <i>Matt L. Leavitt, DO</i>
4:31PM-4:38PM	Lotions and Potions: An Update on the Trend Non-Surgical Products for Hair Loss <i>Matt L. Leavitt, DO</i>
4:38PM-4:55PM	Panel Discussion/Q&A <i>Panelists include: Alan J. Bauman, MD, Shelly A. Friedman, DO, Francisco Jimenez-Acosta, MD, Matt L. Leavitt, DO, Dow B. Stough, MD, Kenneth J. Washenik, MD, PhD</i>

GENERAL SESSION

4:55PM-6:00PM	Alternative Harvesting Techniques <i>Moderator: James A. Harris, MD</i> Learner Objectives: <ul style="list-style-type: none"> Identify the indications, advantages and disadvantages of FUE. Identify the optimal techniques for achieving maximum efficiency with FUE harvesting.
---------------	--

	<ul style="list-style-type: none"> Evaluate the uses and success of growth of non-scalp donor hair transplants. Define recipient area influences on transplanted follicle growth.
4:55PM-4:57PM	Moderator Introduction <i>James A. Harris, MD</i>
4:58PM-5:05PM	Follicular-Unit Extraction Made Easy: The Key Steps to Success <i>Alan J. Bauman, MD</i>
5:06PM-5:16PM	Evaluation of Hair Growth Change According to the Recipient Site After Hair Transplantation <i>Sungjoo "Tommy" Hwang, MD, PhD</i>
5:17PM-5:24PM	Torso to Scalp Hair Transplantation <i>Robert H. True, MD, MPH</i>
5:25PM-5:32PM	Transection Rate with FIT Harvesting <i>Patrick Mwamba, MD</i>
5:33PM-5:40PM	Serrated Tip for the SAFESM System for FUE: Update on Clinical Efficacy <i>James A. Harris, MD</i>
5:41PM-5:45PM	FUE Case Presentation: Camouflage of Donor Strip Scars, Recipient Area Results, and Body to Scalp FUE <i>Walter P. Unger, MD</i>
5:45PM-6:00PM	Panel Discussion/Q&A <i>Panelists include: Alan J. Bauman, MD, Robert M. Bernstein, MD, John P. Cole, MD, Sungjoo "Tommy" Hwang, MD, PhD, Patrick Mwamba, MD, William R. Rassman, MD, Robert H. True, MD, MPH, Walter P. Unger, MD</i>
6:00PM-7:30PM	Welcome Reception (in Exhibit Hall)
7:30PM	Ancillary Meeting: ABHRS Board of Directors Meeting <i>Listed as a courtesy. For information specific to this meeting, contact American Board of Hair Restoration Surgery (ABHRS) at 708-474-2600, fax 708-474-6260, or e-mail abhrs@sbcglobal.net</i>

Friday/October 20, 2006

6:00AM-6:00PM	Speaker Ready Room
6:00AM-6:00PM	Press Room
6:30AM-6:00PM	Registration
7:00AM-8:30AM	Morning Workshops: 201, 202, 203, 204, 205
8:00AM-4:30PM	Exhibits & Poster Viewing & Museum of HRS Artifacts

Welcome Reception

Date: Thursday/October 19, 2006

Time: 6:00PM-7:30PM

Fee: No extra fee required.

Join us in the Exhibit Hall on Thursday evening for a time to socialize and unwind after an invigorating first day of the main meeting. The Welcome Reception is a great opportunity to spend time talking with exhibitors and reviewing their products & services in a relaxed atmosphere. This event is open to all meeting attendees, their guests and exhibitors.

We gratefully acknowledge Merck & Co., Inc. for their generous support of the meeting that enabled us to offer this reception.



DAY-BY-DAY PROGRAM

GENERAL SESSION

8:45AM-10:10AM	Achieving Fine Scars: Donor Strip Harvesting <i>Moderator: Paul T. Rose, MD, JD</i> Learner Objectives: <ul style="list-style-type: none"> • Advance preoperative evaluation criteria with intra-operative techniques to decrease the incidence of widened donor scars. • Identify the latest techniques and instruments to minimize follicle transection. • Differentiate the techniques utilized for repeat or large cases to minimize scar width in these patients. • Demonstrate advantages and disadvantages of different techniques for trichophytic closures.
8:45AM-8:47AM	Moderator Introduction <i>Paul T. Rose, MD, JD</i> <u>Point/Counterpoint Debate</u>
8:48AM-8:54AM	Maximum Number of Grafts in One Session <i>Jerry Wong, MD</i>
8:55AM-9:01AM	Limited Strip Width <i>Dow B. Stough, MD</i>
9:02AM-9:12AM	Rapid Fire Q&A <u>Trichophytic Closure-Comparison of Three Techniques</u>
9:12AM-9:17AM	Invisible Scar for Scalp Surgery <i>Patrick Frechet, MD</i>
9:17AM-9:22AM	Trichophytic Closure: Upper Edge Deepithelialization <i>Mario Marzola, MBBS</i>
9:22AM-9:27AM	Ledge Closure <i>Paul T. Rose, MD, JD</i>
9:28AM-9:35AM	The Invisible Scar: A Prospective, Randomized Study of 100 Patients <i>Frank G. Neidel, MD</i>
9:36AM-9:43AM	Invisible Donor Scar in Wedge Closure; A way Forward or An Alternative to FUE <i>Mohammad H. Mohmand, MD</i>
9:43AM-9:50AM	Safe Donor Harvesting: An Update on the Spreader <i>Robert S. Haber, MD</i>
9:50AM-10:10AM	Panel Discussion/Q&A <i>Panelists include: Patrick Frechet, MD, Robert S. Haber, MD, Mario Marzola, MBBS, Mohammad H. Mohmand, MD, Frank G. Neidel, MD</i>
10:10AM-10:30AM	Coffee Break/Exhibits & Posters

GENERAL SESSION

10:30AM-11:20AM	Ethnic Considerations <i>Moderator: Sungjoo "Tommy" Hwang, MD, PhD</i> Learner Objective: <ul style="list-style-type: none"> • Differentiate unique pre-operative selection criteria and intra-operative technique in patients of different ethnic origins.
10:30AM-10:32AM	Moderator Introduction <i>Sungjoo "Tommy" Hwang, MD, PhD</i>
10:33AM-10:40AM	Asian Pearls <i>Damkerng Pathomvanich, MD</i>
10:41AM-10:48AM	Pearls for Transplanting Patients of African Descent <i>Melvin L. Mayer, MD</i>
10:49AM-10:56AM	The Combination Methods with Follicular Unit Hair Transplantation and Hair Removal Laser to Make the Natural Hairline in Asian Females with M-shaped, High or Wide Foreheads <i>Kyle Seo, MD</i>
10:57AM-11:04AM	Transplanting Facial Hair <i>Samir R. Ibrahim, MD</i>
11:04AM-11:20AM	Panel Discussion/Q&A <i>Panelists include: Samir R. Ibrahim, MD, Melvin L. Mayer, MD, Damkerng Pathomvanich, MD, Kyle Seo, MD</i>
GENERAL SESSION	
11:20AM-12:15PM	Hair Transplantation in Women: A Growing Trend <i>Moderator: Paul C. Cotterill, MD</i> Learner Objectives: <ul style="list-style-type: none"> • Discuss special selection criteria for patients with Female Pattern Hair Loss to improve surgical outcomes. • Identify special intra-operative techniques necessary for success in transplanting post-cosmetic surgery patients. • Differentiate proper female hairline design from that of men to achieve more natural results in these patients.
11:20AM-11:22AM	Moderator Introduction <i>Paul C. Cotterill, MD</i>
11:23AM-11:30AM	Women and Hair Loss: A New Algorithm for Treatment and Diagnosis <i>Matt L. Leavitt, DO</i>
11:31AM-11:38AM	Unique Differences in Transplanting Female Pattern Hair Loss <i>Robin Unger, MD</i>
11:39AM-11:46AM	Non-FPHL Transplantation in Women (Post Cosmetic Surgery, Eyebrows, etc.) <i>Marcelo Gandelman, MD</i>
11:47AM-11:54AM	Eyelash replacement using overlapping coronal slits <i>Jennifer H. Martinick, MBBS</i>

ABHRS 2007 Examination Dates: January 20, 2007

Location: Marriott Houston @ George Bush International Airport
18700 JFK Blvd.
Houston, TX 77032
Phone: 1-800-228-9290

For information:

Phone: 708-474-2600
Fax: 708-474-6260
E-Mail: abhrs@sbcglobal.net

Deadline for Examination Application: December 15, 2006

Deadline for Hotel Reservations: January 4, 2007



Website: www.ABHRS.org

DAY-BY-DAY PROGRAM

11:54AM-12:15PM

Panel Discussion/Q&A

Panelists include: Jeffrey S. Epstein, MD, Marcelo Gandelman, MD, Matt L. Leavitt, DO, Jennifer H. Martinick, MBBS, Robin Unger, MD

12:20PM-1:45PM

Lunch and ISHRS General Membership Business Meeting

(for all registered physicians, assistants, clinic directors/owners, office managers, office staff, and registered spouse/guests)

GENERAL SESSION

2:00PM-3:15PM

Scalp Dermatology and Hair Loss Diagnosis

Moderator: Robert S. Haber, MD

Learner Objectives:

- Identify the clinical tools for Hair Loss Diagnosis with emphasis on identifying non-androgenetic alopecia/female pattern hair loss alopecias.
- Properly perform the patient history, scalp physical examination and ancillary procedures.
- List indications and proper techniques for performing scalp biopsy to improve diagnostic accuracy.
- Describe the special considerations for transplanting patients with non-androgenetic alopecia/female pattern hair loss alopecias so that you avoid surgical failures.
- Explain hair cosmeceuticals during the counseling of your patients by describing these products' properties, benefits and possible disadvantages.

2:00PM-2:02PM

Moderator Introduction

Robert S. Haber, MD

2:03PM-2:28PM

Hair Cosmeceuticals

Featured Guest Speaker: Thomas L. Dawson, Jr., PhD

2:29PM-2:39PM

Imitators of Androgenetic Alopecia

Jerry Shapiro, MD

2:40PM-2:47PM

Hair Density Measurements with Digital Imaging in Hair Transplantation

Andreas M. Finner, MD

2:48PM-2:55PM

A New Device for Measuring Fluctuations in the Density and Diameter of Hair

Bernard H. Cohen, MD

2:55PM-3:15PM

Panel Discussion/Q&A

Panelists include: James Arnold, MD, Bernard H. Cohen, MD, Thomas L. Dawson, Jr., PhD, Andreas M. Finner, MD, Jerry Shapiro, MD, Dow B. Stough, MD

3:15PM-3:30PM

Coffee Break/Exhibits & Posters

GENERAL SESSION

3:30PM-5:00PM

"Bridge Over Troubled Waters": Complications and Conflict Resolution

Moderator: William R. Rassman, MD

Learner Objectives:

- Assess the psycho-social aspects of hair loss to enhance patient consultations and promote a holistic approach to the treatment of hair-loss patients.
- Recognize behavior which signals possible doctor-patient conflict and develop interactive skills to diffuse such conflicts.
- Detect common complications and problems encountered in hair restoration surgery.
- Implement proper surgical management of patients with complications to improve their outcome.

3:30PM-3:32PM

Moderator Introduction

William R. Rassman, MD

3:32PM-3:40PM

Psychology of Hair Loss Lecture

William R. Rassman, MD

3:40PM-4:45PM

Case Scenarios/Panel Discussion

Panelists include: Robert M. Bernstein, MD, John P. Cole, MD, Matt L. Leavitt, DO, Carlos J. Puig, DO, Edwin Suddleson, MD, James E. Vogel, MD

4:45PM-5:00PM

Q&A

GENERAL SESSION

5:00-6:00PM

Live Patient Viewing

Moderator: Paul J. McAndrews, MD

Learner Objectives:

- Assess the results from a variety of cases that utilized different approaches and techniques.

5:00PM-5:10PM

Moderator Introduction

Paul J. McAndrews, MD

5:10PM-6:00PM

Patient Viewing

Surgeons presenting patients include (tentative list): Michael L. Beehner, MD, John P. Cole, MD, Robert M. Elliott, MD, Sheldon S. Kabaker, MD, Melvin L. Mayer, MD, Paul J. McAndrews, MD, William R. Rassman, MD, William H. Reed, II, MD, Ronald L. Shapiro, MD, Craig L. Ziering, DO

6:30PM-9:00PM

Ancillary Meeting: The Hair Foundation (HF) Board of Trustees Meeting: Part I

Listed as a courtesy. For information specific to this meeting, contact The Hair Foundation at 630-578-6939 or e-mail info@hairfoundation.org.

Your Patient's Success is Your Best Referral!

HairMax LaserComb® achieves over 90% user satisfaction!



before



after

The **HairMax LaserComb®** has shown positive results when used in conjunction with hair transplant surgery. We invite you to find out why the press, public and medical community have universally taken an interest in the LaserComb. Clinical data is currently available. Patented and made in the USA.



ISO 9001:2000
FM80458
ISO 13485:2003
FM78231

Physician's Pricing available
Visit www.lasercomb.net
ishrs@lasercomb.net
or call 1.561.417.0200



DAY-BY-DAY PROGRAM

Saturday/October 21, 2006

6:00AM-2:30PM	Press Room
6:30AM-8:00AM	Ancillary Meeting: The Hair Foundation (HF) Board of Trustees Meeting: Part II <i>Listed as a courtesy. For information specific to this meeting, contact The Hair Foundation at 630-578-6939 or e-mail info@hairfoundation.org.</i>
6:45AM-2:30PM	Registration
7:00AM-2:30PM	Speaker Ready Room
7:00AM-1:00PM	Exhibits & Poster Viewing & Museum of HRS Artifacts

GENERAL SESSION

8:00AM-9:05AM	The Physician as an Artist <i>Moderator: Dow B. Stough, MD</i> Learner Objectives: <ul style="list-style-type: none"> Recognize and identify the microanatomy and anatomical landmarks of natural hairlines so that you recreate these features in transplanting scalps, sideburns, eyebrows, and eyelashes. Identify the indications and contraindications for partial or total crown restoration so that you properly select patients for this procedure. Design proper hairlines and recipient zones for patients with advanced baldness stages. Design proper hairline designs for the young patient.
8:00AM-8:02AM	Moderator Introduction <i>Dow B. Stough, MD</i>
8:03AM-8:10AM	Temporal Anatomic Landmarks for the Temporal Recession, Hairline, and Temporal Points <i>Richard S. Keller, MD</i>

8:11AM-8:18AM	Hairline Design <i>Arturo Sandoval-Camarena, MD</i>
8:19AM-8:26AM	The History of Rules for Recreating Hairlines: Fact or Fiction <i>Sharon A. Keene, MD</i>
8:27AM-8:34AM	Design for Advanced Norwood Stages and the Young Patient <i>Michael L. Beehner, MD</i>
8:35AM-8:42AM	Indications and Schemes for Partial or Total Crown Restoration <i>Craig L. Ziering, DO</i>
8:43AM-8:50AM	Treatment of Moderate to Extensive Baldness Using the Frechet Extender and Triple Flap in Combination with Grafts <i>Patrick Frechet, MD</i>
8:50AM-9:05AM	Panel Discussion/Q&A <i>Panelists include: Michael L. Beehner, MD, Patrick Frechet, MD, Vincenzo Gambino, MD, Sharon A. Keene, MD, Richard S. Keller, MD, Arturo Sandoval-Camarena, MD, Craig L. Ziering, DO</i>

GENERAL SESSION

9:05AM-10:03AM	Revisions and Repairs <i>Moderator: James E. Vogel, MD</i> Learner Objective: <ul style="list-style-type: none"> Define the indications and assess the results of extension in achieving total coverage with advanced Norwood stages. Assess techniques to repair donor scars and improve results from previous procedures.
----------------	--

A Head Start On Healing



GraftCyte® System

Advanced Hair Restoration Technology

- ◆ GHK Copper Peptide Complex™ micronutrition
- ◆ Optimizes healing environment
- ◆ Clinically proven benefits
- ◆ Effectively manages crusting
- ◆ Improves patient comfort

The Difference is Visible!

PROCYTE CORPORATION

8511 154th Avenue NE
Redmond, WA 98052

Customer Service (888) 966-1010
(425) 869-1239/FAX (425) 869-8901
www.procyte.com
customer_service@procyte.com

Patent Nos. 4,760,051, 4,810,693, 5,348,943

DAY-BY-DAY PROGRAM

9:05AM-9:07AM	Moderator Introduction <i>James E. Vogel, MD</i>
9:08AM-9:15AM	Use of the 0.75mm Punch and Laser Therapy to Correct Unesthetic Hair Transplant Results <i>Antonio S. Ruston, MD</i>
9:16AM-9:23AM	Treatment of Wide Donor Scars: Overcoming the Elastic Force with Permanent Sub-Epidermal Metal Sutures <i>Bradley R. Wolf, MD</i>
9:24AM-9:31AM	Helping the Unfit FIT <i>John P. Cole, MD</i>
9:31AM-10:03AM	Panel Discussion/Q&A <i>Panelists include: John P. Cole, MD, E. Antonio Mangubat, MD, Mario Marzola, MBBS, Antonio S. Ruston, MD, Bradley R. Wolf, MD</i>
10:03AM-10:23AM	Coffee Break/Exhibits & Posters – Poster Inquiry Session

GENERAL SESSION

10:23AM-11:15AM	Exotic Recipes for Graft Storage <i>Moderator: William M. Parsley, MD</i> Learner Objectives: <ul style="list-style-type: none"> Identify optimal methods of graft preparation to maximize growth and survival. Evaluate storage solutions that may minimize graft injury and result in better survival.
10:23AM-10:25AM	Moderator Introduction <i>William M. Parsley, MD</i>
10:26AM-10:33AM	Graft Holding Solutions: Does it Matter? Which is best? <i>Jerry E. Cooley, MD</i>
10:34AM-10:41AM	Priming of the Micrograft for Better Grafting Efficiency <i>Walter Krugluger, MD</i>

10:42AM-10:49AM	The Use of Custodiol Solution for the Preservation of Hair Grafts up to 48 hrs Outside the Body <i>David Perez-Meza, MD</i>
10:50AM-10:57AM	Transmed Graft Preservation Solution: Clinical Study Results <i>Ergin Er, MD</i>
10:57AM-11:15AM	Panel Discussion/Q&A <i>Panelists include: Jerry E. Cooley, MD, Ergin Er, MD, Jerzy R. Kolasinski, MD, PhD, Walter Krugluger, MD, David Perez-Meza, MD</i>

GENERAL SESSION

11:15AM-12:00PM	Orlando Live Surgery Workshop Follow-up <i>Moderators: Matt L. Leavitt, DO and David Perez-Meza, MD</i> Learner Objectives: <ul style="list-style-type: none"> Describe the results of several studies on hair growth and density.
11:17AM-11:19AM	Moderator Introduction <i>Matt L. Leavitt, DO</i>
11:20AM-11:26AM	FUE vs. Donor Strip: Hair Growth and Survival. Part I & II (2005 Final Results and 2006 Partial Results) <i>William M. Parsley, MD</i>
11:27AM-11:33AM	Transection Rate Comparison: Optimized Multiblade vs Ellipse Part I & II (2005 and 2006 Final Results) <i>Vance W. Elliott, MD</i>
11:34AM-11:38AM	Survival of Follicular Units after 24 Hours Outside the Body (2005 Final Results) <i>Alex Ginzburg, MD</i>
11:39AM-11:43AM	Sagittal vs. Coronal Recipient Sites: Dense Packing and Graft Density Survival. (2005 Final Results) <i>David Perez-Meza, MD</i>
11:44AM-11:46AM	2006 Protocol: Hair Graft Storage Solutions - Hypothermosol vs. Custodiol <i>David Perez-Meza, MD</i>

NEW! Silent Auction to benefit Operation Restore

Have fun bidding for great items while helping a wonderful cause!

This year the ISHRS will host its first Silent Auction to benefit Operation Restore. Operation Restore, the ISHRS's pro bono program, helps those who suffer hair loss from disease or trauma. The prospective patients are matched with volunteer ISHRS physicians to obtain hair restoration services to help restore the physical and emotional wellness of the individual.

The Silent Auction will take place during the reception that precedes the Gala Dinner on Saturday/October 21, 2006. To participate in the Silent Auction you need not have a ticket nor attend the Gala Dinner. A vast array of items will be available, including sports and entertainment memorabilia, hair restoration products and services, Observational Training Days with well-known hair restoration physicians, and more. Plan to bid generously to help this great cause!

For more information on Operation Restore or becoming a volunteer physician, please visit our website at: www.ishrs.org.

Operation Restore Silent Auction Co-Chairs: Robert T. Leonard, Jr., DO and Cheryl J. Pomerantz, RN

ISHRS Pro Bono Committee
Paul T. Rose, MD, JD, *Chair*
Paul C. Cotterill, MD
Alex Ginzburg, MD
Robert S. Haber, MD
James A. Harris, MD
Kenichiro Imagawa, MD
David Perez-Meza, MD
Marcelo Pitchon, MD

Gala Dinner/Dance and Awards Ceremony

Date: Saturday/October 21, 2006

Time: 8:00PM-12:00AM

Fee: \$85.00 per person

And the tradition continues...the annual Gala Dinner/Dance is an event not to be missed! Join your colleagues for dining and dancing (lots of dancing) in the Ballroom at the Hotel del Coronado. Recognition and services awards will be presented during the Awards Ceremony including the Golden and Platinum Follicle Awards and Distinguished Assistant Award. The dress code is black-tie, or if you prefer, as a tradition of the ISHRS, you may wear a costume reflective of your native country.

Tickets are required for entry and must be purchased in advance (see registration form). Tickets are not included in the main meeting registration fee. A small supply of tickets will be available onsite for purchase until Wednesday/October 18, 2006, or while supplies last. No corporate support is received for the Gala Dinner/Dance.

Please note: Tickets to the Gala are non-refundable due to the guaranteed reservation that the ISHRS must make on behalf of the attendee.

DAY-BY-DAY PROGRAM

11:47AM-11:49AM	2006 Protocol: Comparison of Trichophytic Donor Site Closure <i>Paul M. Straub, MD</i>
11:50AM-12:00PM	Panel Discussion/Q&A <i>Glenn M. Charles, DO, Vance W. Elliott, MD, Alex Ginzburg, MD, William M. Parsley, MD, David Perez-Meza, MD, Paul M. Straub, MD</i>
11:45AM-5:00PM	Live Surgery Observational Workshop (offsite, ticket required) 11:45 AM - Load bus 12:00 PM - Bus departs
12:00PM-1:00PM	Exhibits and Posters Final Hour
12:45PM-5:00 PM	Optional ISHRS Private charter City Tour & Scenic San Diego by Land & Sea 1:00 pm - Shuttle departs
1:00PM-4:00PM	Live Surgery via Satellite Session (in the hotel, ticket required) <i>Moderators: Robert S. Haber, MD and Jennifer H. Martinick, MBBS</i> Panel Discussion <i>Dow B. Stough, MD, William R. Rassman, MD</i>
1:00PM-4:00PM	Exhibits and Poster Teardown
6:30PM-8:00PM	Gala Cocktail Reception & Silent Auction (open to all attendees)
8:00PM-12:00AM	Gala Dinner/Dance and Awards Ceremony (ticket required)

NEW Session! This session requires a ticket. Tickets may be purchased at the registration desk. You don't want to miss this highly anticipated session!

Sunday, October 22, 2006

7:30AM-12:00PM	Registration
7:00AM-11:30AM	Speaker Ready Room

GENERAL SESSION

8:00AM-8:55AM	"Red Flags" in Patient Selection <i>Moderator: Mario Marzola, MBBS</i> Learner Objectives: <ul style="list-style-type: none"> Identify patient characteristics in the initial consultation that may predispose them to intra-operative or post-operative complications. Recognize surgical limitations in marginal candidates and develop appropriate treatment plans for these patients
8:00AM-8:02AM	Moderator Introduction <i>Mario Marzola, MBBS</i>
8:03AM-8:10AM	Never, Never Say Never <i>Walter P. Unger, MD</i>
8:11AM-8:18AM	Expectations vs. What Can be Offered in Hair Transplant Surgery <i>Antonio S. Ruston, MD</i>
8:19AM-8:40AM	Case Presentations/Panel Discussion
8:40AM-8:55AM	Panel Discussion/Q&A <i>Panelists include: Patricia Cahuzac, MD, Sheldon S. Kabaker, MD, Jennifer H. Martinick, MBBS, Antonio S. Ruston, MD, Paul M. Straub, MD, Walter P. Unger, MD</i>

GENERAL SESSION

8:55AM-9:50AM	Emergency Situations in the Hair Transplant Setting and Anesthesia <i>Moderator: Carlos J. Puig, DO</i> Learner Objectives: <ul style="list-style-type: none"> Identify patients that are at higher risk of developing medical emergencies in the hair transplant setting and improve the skills necessary to make adjustments in anesthesia and sedation and prevent such complications.
---------------	---

8:55AM-8:57AM	Moderator Introduction <i>Carlos J. Puig, DO</i>
8:58AM-9:35AM	Case Scenarios/Panel Discussion <i>Panelists include: Vance W. Elliott, MD, David J. Seager, MD, Cam Simmons, MD, Edwin Suddleson, MD, Bradley R. Wolf, MD</i>
9:35AM-9:50AM	Q&A

GENERAL SESSION

9:50AM-10:47AM	Potpourri #1 <i>Moderator: Arthur Tykocinski, MD</i>
9:50AM-9:57AM	White Hair and Hair Transplantation <i>Marino A. Rios, MD</i>
9:58AM-10:05AM	New Instrumentation for Lateral Slits <i>Jerry Wong, MD</i>
10:06AM-10:13AM	FUE: The Punch Hair Matic. The Easy Solution for New Indications. <i>Yves Crassas, MD</i>
10:14AM-10:21AM	Forceful Exudation of Tumesence Fluid From The Recipient Area Under Manual Pressure - An Effective Anti-Popping Technique <i>Muhammad N. Rashid, MD</i>
10:22AM-10:29AM	Nor Coronal Neither Sagittals Incisions: "Fan Design" <i>Nicolas A. Lusicic, MD</i>
10:30AM-10:37AM	A New Instrument to Assist in Donor Area Harvesting <i>Paul T. Rose, MD, JD</i>
10:37AM-10:47AM	Q&A

GENERAL SESSION

10:47AM-11:45AM	Potpourri #2 <i>Moderator: Alex Ginzburg, MD</i>
10:47AM-10:54AM	Preview Long Hair Follicular Unit Transplantation: An Immediate, Temporary Vision of the Final Result <i>Marcelo Pitchon, MD</i>
10:55AM-11:02AM	Alternative Solutions for the Fallows <i>John P. Cole, MD</i>
11:03AM-11:10AM	Critical to Quality, Teaching Old Tricks to New Dogs <i>Carlos J. Puig, DO</i>
11:11AM-11:18AM	Hair Transplantation Consultation - Staff Training through Internet and/or Videoconference Online <i>Konstantinos J. Minotakis, MD</i>
11:19AM-11:26AM	Megasessions - Reducing Time, Maintaining Quality <i>Antonio S. Ruston, MD</i>
11:27AM-11:34AM	Is It Possible to Sue an Anonymous Internet Forum Poster for Defamation? <i>Ivan Bakhurin, MBA</i>
11:34AM-11:45AM	Q&A
11:45AM	Adjourn
11:45AM-1:15PM	CME & Program Committee Post-Meeting Wrap-Up

ADVANCES IN HAIR BIOLOGY LECTURESHIP

Thursday/Oct. 19, 8:45AM Session

We gratefully acknowledge Bosley for its ongoing and generous support of this Lectureship this year.



Ralf Paus, MD

Professor of Dermatology and Experimental Dermatology; Head, Experimental Dermatology, Department of Dermatology, University Hospital Schleswig-Holstein Luebeck, Germany

Ralf Paus received his medical degree from the Berlin Free University and served as a Postdoctoral Research Fellow in the Department of Dermatology at Yale University. He is currently Professor of Dermatology and Head of Experimental Dermatology at the University of Luebeck, Germany. Dr. Paus has served as Professor and Vice Chairman of the Department of Dermatology at the University of Hamburg and is an Associate Editor of the Journal of Investigative Dermatology and Experimental Dermatology. He is a prolific writer, having authored over 250 peer-reviewed publications and is a world-renowned researcher in the fields of hair biology, regenerative medicine and neurobiology, neural endocrinology and neuroimmunology of the skin.

Dr. Paus will speak on *"Controversies in Hair Molecular Biology."*

NORWOOD LECTURE

Thursday/Oct. 19, 8:45AM Session

This marks the inaugural year for the Norwood Lecture, established by the ISHRS Board of Governors to honor the immense contributions of O'Tar T. Norwood, MD, co-founder of the ISHRS and founder of the Hair Transplant Forum International.



Maria Siemionow, MD, PhD, DSc

Professor of Surgery; Director of Plastic Surgery Research; Head of Microsurgery Training, Department of Plastic Surgery, Cleveland Clinic Foundation Cleveland, Ohio, USA

Maria Siemionow received her MD degree at the University Of Medical Sciences in Poznan, Poland. She holds a PhD in Microsurgery and a Doctor of Science Degree in Microcirculation. She is currently Professor of Surgery, Director of Plastic Surgery Research and Head of Microsurgery Training at the Cleveland Clinic Foundation. Dr. Siemionow has authored over 150 peer-reviewed scientific publications, and 15 book chapters. She is internationally recognized as a leader in the fields of transplantation, nerve regeneration and prevention of ischemia reperfusion injury. Her work on face transplantation and tolerance induction protocols to prevent organ rejection represents the cutting edge of medical science. Dr. Siemionow's work has been featured in the New York Times, the Chicago Tribune, Newsweek Magazine, The Today Show, CNN, NBC Nightly News, ABC and CBS.

Dr. Siemionow will speak on *"Composite Total Face and Scalp Allograft Transplantation and The Impact of Ischemia Reperfusion Injury In Free Tissue Transfers."*



Stephen E. Artandi, MD, PhD

Assistant Professor of Medicine, Stanford University School of Medicine Stanford, California, USA

Thursday/Oct. 19, 2:15PM Session

Dr. Artandi received his MD degree and a PhD in Microbiology from Columbia University. He completed his residency, and clinical as well as research fellowships at Harvard University and is currently an Assistant Professor of Medicine in the Division of Hematology at Stanford University. Dr. Artandi has authored multiple peer-reviewed articles and reviews and recently published a key paper on the role of telomerase induction in hair follicle stem cell proliferation for the journal Nature. He has received world recognition for his ongoing research in carcinogenesis and stem cell proliferation.

Dr. Artandi will speak on *"The Role of Telomeres in Follicular Stem Cell Proliferation and Biotechnology."*



Thomas L. Dawson, Jr., PhD

Principal Scientist, Beauty Technology Division, The Procter & Gamble Company, Cincinnati, Ohio, USA; Adjunct Assistant Professor, Miami University Department of Botany, Oxford, Ohio, USA

Friday/Oct. 20, 2:00PM Session

Dr. Dawson received a Bachelor's degree in Chemistry from West Virginia University and a Ph.D. in Pharmacology from the University of North Carolina. He held a four-year fellowship in Human Molecular and Biochemical Genetics at Duke University Medical Center and currently holds the position of Principal Scientist for The Procter and Gamble Company where his award-winning research has focused on the scalp, hair follicle, and dandruff biology. He has been appointed to the faculty of the Miami (Ohio) University Department of Botany as an Adjunct Assistant Professor and is an accomplished research scientist and author of more than 30 original articles, chapters, papers and other scientific communications

Dr. Dawson will speak on *"Hair Cosmeceuticals."*

POSTER PRESENTATIONS

Posters

Crown/Coronet (Victorian Bldg., Main Level)

Set-Up:

Wednesday/Oct. 18 1:00PM-7:00PM

Display Times:

Thursday/Oct. 19 8:00AM-7:30PM

Friday/Oct. 20 8:00AM-4:30PM

Saturday/Oct. 21 7:00AM-1:00PM

Dismantle:

Saturday/Oct. 21 1:00PM-4:00PM

The Poster Inquiry Session will be held during the morning coffee break on Saturday/October 21. During this session poster presenters should stand by their poster so they may answer questions from attendees.

The Scientific, Research, Grants and Awards Committee will review and rate the posters. Certificates of recognition and prizes will be awarded to the highest scoring posters and presented at the Gala Dinner/Dance & Awards Ceremony on Saturday evening.

Posters should be disassembled between the hours of 1:00PM-4:00PM on Saturday/Oct. 21, 2006. Posters remaining at the conclusion of the Annual Meeting will be discarded.

P1

The Legal Strategies Employed to File, Prepare and Win a Hair Transplantation Law Suit
Ivan Bakhurin, MBA

P2

Follicular-Unit Extraction Camouflage of Linear Donor Scarring: A Case Presentation
Alan J. Bauman, MD

P3

Hair Cycle: A Unique Product Line Designed For Hair Transplant Patients
M. Truett Bridges, Jr., MD

P4

Storage Solutions: pH and Temperature Plotted Against Time
John P. Cole, MD

P5

Pictures in a Hair Transplant Surgery Practice
Jean Devroye, MD

P6

The Effects of Two-Layer Closure on Donor Scars
Robert M. Elliott, MD

P7

Forehead Muscle Patterns to Assist in Hairline Design
Edwin S. Espstein, MD

P8

Study of Cell Senescence in Cultured Primary Balding and Non-Balding Dermal Papilla Cells
Bessam K. Farjo, MD

P9

Immortalisation and Characterisation of Balding and Non-Balding Dermal Papilla Cell Lines and Their Response to Oxidative Stress
Nilofer Farjo, MD

P10

When is it safe to perform a hair transplant on a patient with Alopecia Areata or Localized Morphea?
Shelly A. Friedman, DO

P11

Long-term Evaluation of Hair Transplantation into Various Recipient Sites - Lower Leg, Nape of the Neck, Palm, Hand Dorsum, Lower Back and Wrist: A Proof of Recipient Site Influence
Sungjoo "Tommy" Hwang, MD, PhD

P12

Guidelines for Quality Control
Emina Karamanovski, MD

P13

Technical Considerations in Reproducing the Midline Convergence Pattern for Hair Restoration
Sharon A. Keene, MD

P14

Dickkopf-1 Is Involved in the Pathogenesis of Male Pattern Baldness
Moonkyu Kim, MD, PhD

P15

The Healing of a Wound: What do we need to know to optimize it?
Nicolas Lusivic, MD

P16

Scalp Elasticity Data in 335 Patients
Melvin L. Mayer, MD

P17

Hair Transplantation in Patients with Alopecia Areata: One Year Follow Up Study
Konstantinos J. Minotakis, MD

P18

Angle of Rotation of Shaft & Temporal Peak Creation
Mohammad H. Mohmand, MD

P19

Youthful Hair Line: A desire or a compromise?
Mohammad H. Mohmand, MD

P20

Methodology to Place 1000 Grafts in One Hour
Maria A. Muricy, MD

P21

Powered Follicular Unit Extraction Technique (P-FUE Technique), As a Novel Graft Harvesting Technique: Comparison of P-FUE Technique versus Classical Follicular Unit Extraction Technique
Masamitsu Onda, MD

P22

The Use of Topical Anesthetic (Lidocaine 4%) in Hair Transplant Surgery
David Perez-Meza, MD

P23

Preview Long Hair Follicular Unit Transplantation
Marcelo Pitchon, MD

P24

The Puig Slivering Board, A Tool that Improves the Stabilization of Tissue for Slivering
Carlos J. Puig, DO

P25

Polymorphic CAG: Repeat in the Androgen Receptor Gene for Clinical Application of Androgenetic Alopecia
Akio Sato, MD

P26

Automatic Humidifier a New Device
Maruo Speranzini, MD

P27

Results of a 12-Month Placebo-Controlled Study to Determine the Effects of Oral Dutasteride 0.5 mg Once Daily in Identical Male twins with Androgenetic Alopecia
Dow B. Stough, MD

P28

Line Thai-Micro Hair Line
Viroj Vong, MD



25 Plant Ave. Hauppauge NY 11788

**The leader in
Hair Restoration Surgery
for instruments and accessories**

Please call
800-843-6266

or visit our web site at

www.atozsurgical or

www.gerogetiemann.com

to see the most newly developed products

E-mail: Kenny@georgetiemann.com

AlphaLase...

***Unleashing the
Power of Light!***



ANAGEN
AlphaLase LX40

The most technologically advanced laser hair therapy device on the market, brought to you by the industry's undisputed leader in low level laser hair technology.

Anagen AlphaLase LX40; "Light Years" Ahead of The Competition.

- Forty, 650 nanometer glass diode laser-modules
- Advanced, "soft touch" LCD screen for laser functions
- Oscillating hood
- Programmable computer display
- Utility arm with tray
- External "port" for audio device
- Built-in speaker system for education, in-house promotion and entertainment
- Sleek, portable design



Lease/purchase option
for as little as \$99 per month.
Call for details
...and catch the light.

Anagen Therapy NATURE IS OUR LABORATORY

HairLabs International 1.877.719.5993

www.hairlabs.com

What Do You Have to Lose by Getting Older?...

YOUR EYELASHES



Age Intervention Eyelash

A stunning new eyelash technology from Jan Marini Skin Research gives you the lashes of your dreams. Longer, fuller, thicker, darker and noticeably lusher looking lashes. Lashes like never before from the company that delivers amazing looking skin. Now get amazing eyelashes.

Remarkable Products . . . Amazing Results

Jan Marini Skin Research®

Tel (800) 347-2223

www.janmarini.com

Fax (408) 362-0140

Win a Clinical Laser

ISHRS ATTENDEES

*Register to Win a \$30K Clinical Laser
and a package of Laser Hair Brushes
at the Sunetics Hospitality Room
located in the Hotel del Coronado*

Drawing will be held at the Hotel
del Coronado on Oct 22, 2006



www.sunetics.com
877-777-8818

The Most Advanced Clinical and Hand-Held Unit Available For Low Level Laser Therapy



Sunetics Medical Advisory Board:

Dr. Alan Bauman	Dr. Yves Crassas
Dr. Mark DiStefano	Dr. Edwin Epstein
Dr. Joseph Georghy	Dr. Robert Reese
Dr. Martin Unger	Dr. Joseph Williams
Dr. Craig Ziering	

EXTRA COURSES

Surgical Assistants Program

Date: Wednesday/October 18, 2006

Time: 8:00AM-2:30PM (includes luncheon)

Fee: No extra fee required, but you must register for this program.

Note: An extra fee is required for the Cutting/Placing Workshop – see box below.



Surgical Assistants Chair: MaryAnn Parsley, RN

This year's Assistants Program is a one-day meeting. The morning session will consist of lectures on basic science of hair transplantation as pertains to assistants. This will reflect the upcoming core curriculum for surgical assistants. This program will cover basic anatomy and physiology, medical and surgical treatments, graft preparation, care and handling of tissue, instrumentation, complications during procedures, and helpful teaching aides in training staff. In the afternoon session experienced assistants from several offices will share how their office operates. In addition, there will be a networking luncheon along with the Assistants Auxiliary Annual Business Meeting. It will be a day of learning like no other! Come and see what it's all about!

Target Audience:

- Surgical Assistants and technicians new to the field of HRS
- Experienced HRS surgical assistants

Learner objectives:

Upon completion of this program, you will be able to:

- Identify basic anatomy & physiology of the scalp and hair.
- Identify the types of alopecia.
- Recognize medications used in treating alopecia.
- Identify types of hair transplantation techniques.
- Identify common medications used in hair transplantation surgery.
- Understand the basic concepts of emergency management; recognize common complications of hair transplantation surgery and gain knowledge on how to handle them.
- Recognize various techniques in the preparation of grafts.

Detailed outline:

8:00AM	Welcome and Opening Remarks – <i>MaryAnn Parsley, RN</i>
8:05AM	Anatomy & Physiology of The Hair – <i>William M. Parsley, MD</i>
8:25AM	Hair Transplantation Techniques – <i>Russell Knudsen, MBBS</i>
8:45AM	Anesthesia And Other Medications of HT – <i>Robert S. Haber, MD</i>
9:05AM	Complications & Emergency Management – <i>E. Antonio Mangubat, MD</i>
9:25AM	Current Medical Therapy For Hair Loss – <i>Dow B. Stough, MD</i>
9:45AM	What Doctors Want in a Surgical Assistant – <i>Robert T. Leonard, Jr., DO</i>
10:05AM	Q&A
10:10AM	Coffee Break
10:25AM	Stick and Place Technique – <i>Bobby L. Limmer, MD</i>
10:40AM	Techniques Graft Preparation, Increase Your Speed and Accuracy- <i>MaryAnn Parsley, RN</i>
10:55AM	Instrumentation, Magnification, Holding Solutions – <i>Julie A. Stuart, RN</i>
11:10AM	Assistant Pre-Patient Training – <i>Emina Karamanovski, MD</i>
11:25AM	How We Train Our Assistants – <i>Laurie Thomas, RN</i>
11:40AM	Medical Assistants To Hair Technicians In Four Easy Steps: Target, Teach, Train & Track– <i>Cathy Williamson, RN</i>
11:55AM	Q&A
12:00PM	Lunch and Business Meeting
1:00PM	How I Multi-Task in My Job – <i>Heather Hunter</i>
1:10PM	The Patient as a Person – Care of The Patient – <i>Kathryn Lawson</i>
1:20PM	Estimating Donor Density – <i>Jeanine Farah</i>
1:30PM	Experts Panel – What If? What To Do. How Do I Do It? <i>Heather Hunter, Kathryn Lawson, MaryAnn Parsley, Ailene Russell, Betsy Shea, Laurie Thomas, Gg Volpe, Cathy Williamson</i>
2:30PM	Program concludes



Surgical Assistants Cutting/Placing Workshop – NEW!

Date: Wednesday/October 18, 2006

Time: 3:00PM-5:00PM

Fee: \$195.00

Pre-registration is required.

Learn to cut and place grafts of various sizes utilizing a variety of instruments and techniques. The Surgical Assistants Cutting/Placing Workshop will be a hands-on environment using human cadaver scalp. Students will be assigned to small groups and will formally rotate among several stations. The workshop is geared toward novice-level assistants and techs, however, experienced assistants will also find the workshop interesting and useful. Faculty and students will share their pearls and personal techniques in slivering, cutting, and placing as well as sharing helpful teaching aides for training staff. Enrollment is limited to purposely maintain a low student to faculty ratio.

Learner objectives:

Upon completion of this program, you will be able to:

- Compare various instruments used for the preparation of the grafts and the placing of the grafts.
- Identify helpful teaching aides in training staff.
- Demonstrate preparation of slivers and grafts with human cadaver scalp tissue and planting of follicular unit grafts into cadaver scalp.

Laboratory Fee: The registration fee includes a **Surgical Assistants Kit**. The Kit includes necessary supplies and instruments to participate in the course (e.g., variety of blades and forceps). Students will take home their Kit. In addition, students may bring their own personal favorite instruments for their use during the course, if they wish. (Note: Students may not opt out of the laboratory fee.)

Precaution Note: This course will utilize human cadaver tissue and sharps. Although serological tests and results will be obtained for all specimens, Universal Precautions must be observed. See Attendee Agreement on the registration form. Scrubs are not mandatory, but you may wear scrubs for this course if you choose. Necessary disposable coverings will be provided including standard disposable latex gloves. **If you have an allergy to latex or glove powder, bring several sets of your own gloves.**

Scalp Prep & Medical Waste Team

The ISHRS would like to thank and acknowledge the following volunteers who are dedicating their time and expertise to prep scalp tissue, instruments, and clean-up the courses and workshops utilizing cadaver tissue. We appreciate you! A special thank you goes to Dr. Reed and his staff for assisting us with the medical waste and sharps disposal.

Dr. Bill Parsley's office:

MaryAnn Parsley
Julie Stuart
Hope English

Dr. Bill Reed's office:

Pam Starnes
Judy Inguito
Jeri Savarese
Diana Carmona-Baez

Dr. Jerry Cooley's office:

Ailene Russell
Brandi Stone

Dr. Mike Beehner's office:

Betsy Shea
Carole Mesh

Dr. John Gillespie's office:

Marilynne Gillespie
Kathryn Lawson
Marcy Heasman
Dawn Speedie

Dr. Marc Pomerantz's office:

Cheryl Pomerantz

Dr. Diamondis Papadopoulos's office:

Heather Hunter

Bosley's office:

Laurie Thomas
Jeanine Farah
Madlena Epremian

MHR's office:

Cathy Williamson

Dr. Jerry Wong's office:

Angie Roma

Dr. Tony Mangubat's office:

Gg Volpe

**The ISHRS gratefully acknowledges A to Z Surgical, Ellis Instruments,
and the faculty for their generosity in loaning supplies and instruments for this course.**

Basics in Hair Restoration Surgery Course

Date: Wednesday/October 18, 2006

Time: 8:00AM-5:00PM (lunch on your own)

Fee: \$895.00

Pre-registration is required.



Basics Course Chair: Carlos J. Puig, DO

NEW FORMAT! A unique and indispensable experience, the Basics Course is the definitive resource for knowledge of contemporary hair restoration surgery. The overall emphasis of the course is to provide basic and core skills essential for the practice of safe, esthetically sound hair restoration surgery. This course is geared toward the novice-level. Intermediate and advanced surgeons will also find the course useful as a refresher. The course fee includes the lectures on CD-ROM and the Physician Kit (lab fee).

Prerequisites: Participants should already possess an understanding of hair and skin biology. Taught at the physician-level.

Format: Prior to the Meeting: Each participant will receive a CD-ROM (enduring material) in advance of the meeting that includes 14 pre-recorded comprehensive lectures. Students are expected to watch and study the materials prior to the conference. *AMA PRA Category 1 Credit™* may be earned for the enduring material; instructions are included on the CD-ROM. The CD-ROM will be for computer format, and the following is a list of user/system requirements in order to view the CD-ROM:

- Windows Media Player. This can be downloaded for free at: <http://www.microsoft.com/windows/windowsmedia/player/9series/default.aspx>
- Microsoft Windows® 98 Second Edition, Windows 2000, Windows Millennium Edition, Windows XP Home Edition, or Windows XP Professional
- A 233 megahertz (MHz) processor, such as an Intel Pentium II or Advanced Micro Devices (AMD) processor
- 64 megabytes (MB)
- CD or DVD drive (DVD playback requires compatible DVD decoder software)
- 16-bit sound card
- Super VGA (800 x 600) or higher resolution
- Speakers or headphones
- Microsoft Internet Explorer 5.01 or Netscape Navigator 4.7

At the Meeting: Students will apply the knowledge by rotating through a series of small group, hands-on practical stations utilizing cadaveric scalp tissue. Upon entering the class, students will be divided into small groups and will remain with their group for the duration of the course. The groups will formally rotate through the stations spending approximately 55 minutes at each station.

Enrollment is limited to purposely maintain a low student to faculty ratio.

Laboratory Fee: The registration fee includes a **Physician Kit**. The Kit includes necessary supplies and instruments to participate in the course (e.g., variety of blades, needles, forceps). Students will take home their Kit. In addition, students may bring their own personal favorite instruments for their use during the course, if they wish. (Note: Students may not opt out of the laboratory fee.)

Precaution Note: This course will utilize human cadaver tissue and sharps. Although serological tests and results will be obtained for all specimens, Universal Precautions must be observed. See Attendee Agreement on the registration form. Scrubs are not mandatory, but you may wear scrubs for this course if you choose. Necessary disposable coverings will be provided including standard disposable latex gloves. **If you have an allergy to latex or glove powder, bring several sets of your own gloves.**

Learner Objectives:

Upon completion of this course, you will be able to:

1. Design integrated medical and surgical treatment plans, including hair lines and crowns, for patients between the ages of 16 and 65, who have Norwood-Hamilton patterns II thru VII, taking into account both their current physical examination and potential for future hair loss.
2. Calculate and administer an appropriate dose of medication for sedation and local anesthesia for hair replacement surgery; including the use of tumescent solution and high dose epinephrine solution.
3. Harvest hair bearing donor scalp with a minimum amount of follicular transection damage, and perform a Trichophytic closure of the surgical wounds without tension.
4. Prepare follicular unit grafts from donor tissue under magnification using strip and follicular unit extraction techniques with a minimum amount of transection damage to hair follicles.
5. Prepare recipient sites for 1,2,3,5,6 & 7 hair grafts in both frontal, mid and posterior scalp with proper attention to exit angle, hair direction, depth of incision, and spacing, so as to attain a natural appearance and optimize hair growth.
6. Place follicular unit grafts into 1mm to 1.5mm, coronal, sagittal, and perpendicular recipient sites.
7. Identify advice and manage patients whose hair loss is not androgenic in etiology.

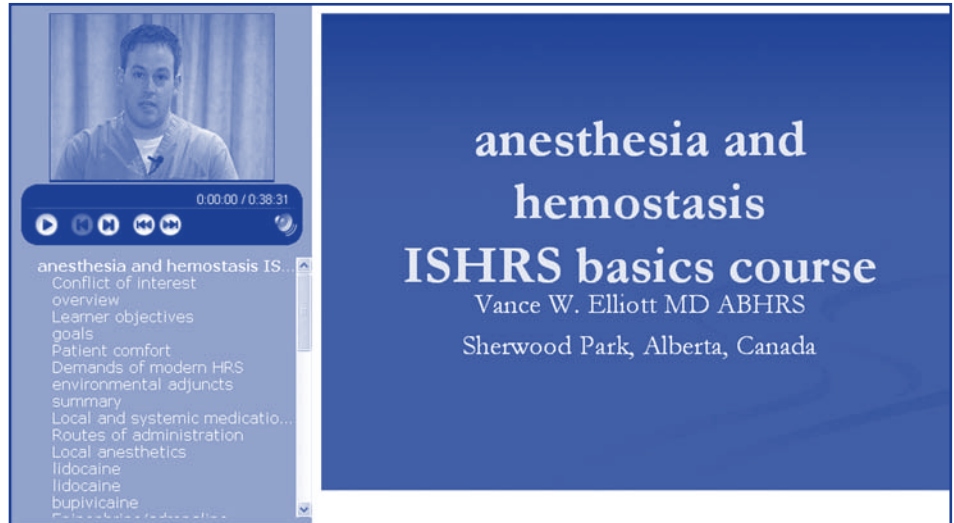
The ISHRS gratefully acknowledges A to Z Surgical, Ellis Instruments, and the faculty for their generosity in loaning supplies and instruments for this course.

Recorded lectures on CD-ROM:

(To be viewed and studied by each registrant prior to the conference.)

Content and faculty include:

1. History of HRS & ISHRS Course Overview
Carlos J. Puig, DO
2. Anatomy & Physiology of Hair Growth
William M. Parsley, MD
3. Physiology & Medical Treatment of Hair Loss
Kenneth J. Washenik, MD, PhD
4. Identification of Non-Androgenetic Pathological Hair Loss
Bernard P. Nusbaum, MD
5. HRS Patient Consultation: Ethics, Expectations, and Patient Selection
Matt L. Leavitt, DO
6. Hairline & Crown Whorl Design
Michael L. Beehner, MD
7. HRS Anesthesia & Hemostasis
Vance W. Elliott, MD
8. Donor Harvesting & Closure
Marcelo Gandelman, MD
9. Graft Preparation and Storage
Jerry E. Cooley, MD
10. Recipient Site Preparation & Graft Placement
Robert P. Niedbalski, DO
11. Flaps, Reductions, and Lifts
E. Antonio Mangubat, MD
12. Office Emergency Preparedness
Edwin S. Suddleson, MD
13. Office Design and Ergonomic Work Stations
Carlos J. Puig, DO
14. Basic Principles of Staff Training
Carlos J. Puig, DO



Freeze frame from CD-Rom lecture

Hands-On Stations:

(To take place at the live meeting.)

1. **Hair Line & Crown Whorl Design**
Station Leader: Edwin S. Suddleson, MD
Overview: Students will review several examples of different classifications of hair loss, male and female. Participants will draw treatment plans to include hairlines and crown whorls. Critiquing will be by the instructor and the others in the class.
2. **Anesthesia**
Station Leader: Vance W. Elliott, MD
Overview: Students will learn how to administer near painless anesthesia by injecting on cadaveric scalp. Distraction tool, Wands, and very small needles will be available for use by the participants.
3. **Donor Harvesting**
Station Leader: Marcelo Gandelman, MD
Overview: Students will practice calculating the size of the donor strip taking into account all the variables, density, elasticity, curl, color. Participants will practice harvesting tissue with single and double bladed knives. Safe management of tissue will be demonstrated.
4. **Graft Preparation**
Station Leader: John E. Frank, MD
Overview: Students will practice slivering strips and preparing grafts using microscopes, loops with backlights, and a variety of blades and instruments. Students will carry their grafts to the next station. Safe management of tissue

will be demonstrated. Time will be spent creating grafts of all sizes (e.g., FUs, MUGs, etc).

5. **Site Preparation & Placement**
Station Leader: Robert P. Niedbalski, DO
Overview: Students will create recipient sites on the cadaveric scalp tissue using several different blades and needles. They will also place the grafts they made at the Graft Prep station into these sites. Safe management of tissue will be demonstrated. Time will be spent setting grafts of all sizes.
6. **Pathological Hair Loss**
Station Leader: Kenneth J. Washenik, MD, PhD
Overview: Students will problem solve on case presentations to include

patients with pathological, non-androgenetic hair loss. Slides will be used to stimulate discussion concerning work up, DDx, and appropriate surgical interventions.

Free Rotation

Prior to Wrap Up, participants will be given the opportunity to revisit any stations for additional practice and/or questions.

Wrap Up

All Station Leaders

Overview: Participants will come together at the end of the day with the entire faculty for questions and discussion on all material presented both in the CD-ROM Lectures and at the Hands-on Stations.



EXTRA COURSES

Advanced Seminar in Hair Restoration Surgery

Date: Wednesday/October 18, 2006

Time: 8:00AM-5:00PM (lunch on your own)

Fee: \$495.00

Level: Intermediate and Advanced



Advanced Seminar Co-Chairs:
James A. Harris, MD
and Ronald L. Shapiro, MD

The Advanced Seminar will provide an opportunity for intermediate and advanced hair restoration surgeons to review a range of topics presented by a group of world-renowned experts. The presentations are intended to provide in depth or advanced information in topics such as the etiologies of hair loss, medical treatments, donor and recipient area management, graft preparation, recipient site considerations, and placing techniques.

This session will also utilize case presentations and panel discussions to help the attendees hone their skills in the subtleties of patient evaluation and selection, concepts in the evaluation and treatment in special situations (for example, young patients, female patients, crown loss, etc.), and treatment algorithms for complications and repair. There will be ample opportunities for attendee participation and question and answer sessions.

8:00AM-8:05AM	Introduction <i>James A. Harris, MD & Ronald L. Shapiro, MD</i>	1:05PM-1:20PM	Panel/Q&A <i>Moderator: Ronald L. Shapiro, MD</i> <i>Panelists: Jennifer H. Martinick, MBBS, Robin Unger, MD, Jerry Wong, MD</i>
8:05AM-8:35AM	Non-Androgenetic Causes of Hair Loss <i>Eric L. Eisenberg, MD</i>	1:20PM-2:20PM	Lunch (on your own)
8:35AM-9:05AM	Medical Therapies <i>Jerry Shapiro, MD</i>	2:20PM-2:50PM	Graft Placing <i>Ronald L. Shapiro, MD</i>
9:05AM-9:20AM	Panel/Q&A <i>Moderator: James A. Harris, MD</i> <i>Panelists: Alan Bauman, MD, Eric L. Eisenberg, MD, Jerry Shapiro, MD</i>	2:50PM-3:00PM	Panel/Q&A <i>Moderator: Ronald L. Shapiro, MD</i> <i>Panelists: Jennifer H. Martinick, MBBS, Robin Unger, MD, Jerry Wong, MD</i>
9:20AM-10:20AM	Patient Evaluation and Selection Case Presentations and Panel Discussion <i>Moderator: Paul J. McAndrews, MD</i> <i>Panelists: Robert S. Haber, MD, James A. Harris, MD, William R. Rassman, MD</i>	3:00PM-4:00PM	Hair Transplantation in Special Situations: Case Presentations and Panel Discussion <i>Moderator: Melvin L. Mayer, MD</i> <i>Panelists: James A. Harris, MD, William R. Rassman, MD, Ronald L. Shapiro, MD</i>
10:20AM-10:50AM	Donor Harvesting and Closure <i>Mario Marzola, MBBS</i>	4:00PM-5:00PM	Complications and Repair: Case Presentations and Panel Discussion <i>Moderator: James E. Vogel, MD</i> <i>Panelists: James A. Harris, MD, Mario Marzola, MBBS, Ronald L. Shapiro, MD</i>
10:50AM-11:10AM	FUE <i>James A. Harris, MD</i>		
11:10AM-11:25AM	Panel/Q&A <i>Moderator: James A. Harris, MD</i> <i>Panelists: Mario Marzola, MBBS, Ronald L. Shapiro, MD, Bradley R. Wolf, MD</i>		
11:25AM-11:35AM	Break		
11:35AM-12:05PM	Graft Types, Preparation and Usage <i>Ronald L. Shapiro, MD</i>		
12:05PM-12:35PM	Approach to the Recipient Area <i>Sharon A. Keene, MD</i>		
12:35PM-1:05PM	Recipient Site Creation <i>Jennifer H. Martinick, MBBS</i>		

Learning Objectives:

Upon completion of this course, you will be able to:

- Distinguish between the non-androgenetic etiologies of hair loss, recognize basic dermatologic conditions, and understand the medical treatments of hair loss.
- Describe the principles of donor site management and all major methods of graft production, recipient site creation, graft placement techniques, and methods for maximizing density.
- Apply concepts of patient evaluation and selection and approaches to special patient situations to create a treatment plan for a patient.
- Identify the methods for repair and reconstruction of the scalp.

Live Surgery Observational Workshop

Date: Saturday/October 21, 2006

Time: 12:30PM-5:30PM (actual instruction 1:00PM-5:00PM)

Fee: \$595.00

Joint Sponsor: The ISHRS is proud to joint-sponsor this workshop with **Western University of Health Sciences College of Osteopathic Medicine of the Pacific, Dermatology Residency Program, Pacific Hospital of Long Beach**

Hosts: **Matt L. Leavitt, DO and Melvin L. Mayer, MD, Medical Hair Restoration (MHR)**

Three procedures will take place by experts in the field at the always popular Live Surgery Observational workshop. Attendees will freely rotate among surgeries. The intense interaction with faculty and attendees, informal Q&A and observation makes this the highest-rated learning experience each year. You should bring your own scrubs and wear them on the bus. Necessary disposable coverings will be provided including standard disposable latex gloves. Enrollment is limited due to facility size.

Room 1

Dense Packing with Trichophytic Closure

Operating Surgeons: **Jerry Wong, MD, Ronald L. Shapiro, MD and Matt L. Leavitt, DO**

Patient: Norwood scale class III, First surgery, Approx. 2000 follicular units, Frontal zone will be transplanted

This case will be broadcast to the hotel via satellite.

Room 2

Follicular Unit Extraction (FUE)

Operating Surgeons: **James A. Harris, MD, Paul T. Rose, MD, JD and Melvin L. Mayer, MD**

Patient: Norwood Class 5V, Second surgery, Goal will be to add frontal density, Approx 400. follicular units, Frontal Zone will be transplanted, Several years ago Mayer Transplanted 2085 grafts

This case will be broadcast to the hotel via satellite.

Room 3

Eyebrows, Sideburns, Frontal Hairline and Burn Scar Revision

Operating Surgeon: **Melvin L. Mayer, MD**

Patient: Goal will be to augment the temporal points and augment the previous surgery that Mayer performed 5-04 when 175 one- and two-hair FUs were placed in each eyebrow, along with 825 FUs in the Temporal points and 1085 placed in the left frontal hairline.

Learner objectives:

Upon completion of this workshop, you will be able to:

- Recognize the proper landmarks for designing natural hairlines.
- Select proper dosages and techniques necessary for achieving local anesthesia and tumescence and in a dense packing case and in a follicular unit extraction case.
- Identify the optimal techniques for minimizing follicle transection and achieving fine scars with donor strip excision.
- Illustrate the advantages and disadvantages of instruments and techniques used for recipient site creation.
- Identify optimal methods of graft dissection for dense packed recipient sites.
- Compare and contrast different instruments and techniques of graft placement to enhance speed and efficiency as well as minimize damage to grafts.
- Observe the clinic and staff coordination required to perform dense packed follicular unit transplantation.
- Recognize different techniques for FUE harvesting and compare efficiency of different instruments used for this procedure.

We gratefully acknowledge Dr. David Horowitz, Director, Dermatology Residency Program, Pacific Hospital of Long Beach, for helping in the planning and coordination of this workshop. A special thank you also goes to Dr. Leavitt and Dr. Mayer and their staff.



Melvin L. Mayer, MD



Matt L. Leavitt, DO

The International Society of Hair Restoration Surgery presents:

Live Surgery via Satellite

Featuring

Dense Packing with Trichophytic Closure

Performed by **Jerry Wong, MD, Ronald L. Shapiro, MD and Matt L. Leavitt, DO**

&

Follicular Unit Extraction (FUE)

Performed by **James A. Harris, MD, Paul T. Rose, MD, JD, and Melvin L. Mayer, MD**

With a discussion panel of experts

Moderators: Robert S. Haber, MD and Jennifer H. Martinick, MBBS

Panelists: William R. Rassman, MD and Dow B. Stough, MD

Date: Saturday/October 21, 2006

Time: 1:00PM-4:00PM

Fee: \$195.00

Chair: Bernard P. Nusbaum, MD

For those who choose not to attend the Live Surgery Observational Workshop, a Live Surgery via Satellite session is being planned in the General Session hall at the hotel. Two of the surgeries taking place at the Live Surgery Observational Workshop will be broadcast live via satellite to the hotel. Demonstrations will include: ultra-dense packing, the coronal site multi-blade holder and state-of-the-art FUE instruments and techniques. Moderators and audience members will have the opportunity to ask questions of the operating surgeons. The head table will include a panel of experts for continuous discussion, commentary and debate at each surgical step. It is sure to be an exciting event not to be missed!

Note: Tickets are required to attend this session.

NEW!
Specially-planned session!
You don't want to miss this!



EXTRA COURSES - WORKSHOPS

Workshops

Dates/Times:

Thursday/October 19, 2006, 7:00AM-8:30AM & 12:30PM-2:00PM

Friday/October 20, 2006, 7:00AM-8:30AM

Fee: \$95.00 per workshop

Workshop Co-Chairs: Francisco Jimenez-Acosta, MD and Sharon A. Keene, MD



Much time and thought has been put into the workshop offerings this year. The topics and objectives are directly based on the results of our extensive educational needs assessment process. This year's Workshops will provide opportunities for in-depth exploration, discussion, and many with hands-on components. Each workshop is 90 minutes and is designated as Beginner, Intermediate, Advanced, or All Levels (of hair restoration surgeons). The workshop will be taught at the level in which it is designated.

Workshops are open to physicians and interested surgical assistants and office staff, however, all workshops are taught at the physician-level. Morning workshop will include a continental breakfast and afternoon workshops will include a box or deli-style lunch.

Registration is required and will be confirmed on a first-come, first-served basis. As a member-benefit, only ISHRS members and member applicants may advance register for these workshops. Non-members may purchase tickets onsite, pending availability. The faculty listed are preliminary as of the date of the printing of this program. Directors and faculty are subject to change without prior notification to registrants, and will not be considered reasons for refund requests.

Precaution Note: Several Workshops will utilize human cadaver tissue and sharps. Although serological tests and results will be obtained for all specimens, Universal Precautions must be observed. See Attendee Agreement on the registration form. Necessary disposable coverings will be provided including standard disposable latex gloves. If you have an allergy to latex or glove powder, bring several sets of your own gloves.

Workshops At-A-Glance

Thursday Morning, 7:00AM-8:30AM

Number	Title	Director(s)	Level
101	Backbone of Hair Transplantation for Beginners and the Do's and Don'ts When Starting a Practice	Dow Stough, MD & Russell Knudsen MBBS	Beginner
102	Ergonomics: Methods and Tools to Make Megasessions More Feasible and Comfortable for Your Practice	Robert S. Haber MD	Intermediate
103	Scalp Dermatology: Evaluation of Hair Loss and Treatment	Jerry Shapiro, MD & Andreas Finner, MD	All Levels
104	Practice Diversification: Integrating Cosmetic Procedures into your Hair Restoration Practice	Neil S. Sadick, MD	All Levels
105	Testmanship: Successfully Navigating the ABHRS Board Exam	Carlos J. Puig, DO	Advanced

Thursday Afternoon, 12:30PM-2:00PM

Number	Title	Director(s)	Level
111	Surgical Techniques: Minimizing Scar Visibility in Strip Harvesting, Preparing Follicular Unit Grafts	Mario Marzola, MBBS	Beginner
112	Beyond the Science: Practical Application of Biotechnology Advances to Your Hair Restoration Practice Today and Tomorrow	Jerry E. Cooley, MD	Intermediate
113	Making Recipient Sites with the Experts: Lateral/Sagittal, FU Grafts and MU Grafts, Slits, Slots, Punches, Density	Jerry Wong, MD	Advanced
114	Practice Diversification: Botulinum Toxin and Fillers	Paul T. Rose, MD, JD	All Levels
115	Developing Effective Teaching Interactions with the Panel Discussion Tool	Carlos J. Puig, DO	All Levels

Friday Morning, 7:00AM-8:30AM

Number	Title	Director(s)	Level
201	Recreating the Hairline and Crown: How to Do It	Ronald L. Shapiro, MD	Beginner
202	Graft Placement Techniques and Methods to Maximize Graft Survival	William M. Parsley, MD	Intermediate
203	Difficult Cases for HRS and How to Manage Frequent and Unusual Complications	E. Antonio Mangubat, MD	Advanced
204	Practice Diversification: Laser Hair Removal and Lasers for Facial Rejuvenation	Ricardo Mejia, MD	All Levels
205	Follicular Unit Extraction (FUE) Update	James A. Harris, MD	All Levels

Thursday/October 19, 2006

MORNING - 7:00AM-8:30AM

Workshop 101: Backbone of Hair Transplantation for Beginners and the Do's and Don'ts When Starting a Practice



Directors: Dow B. Stough, MD and Russell Knudsen, MBBS
Level: Beginner

Back by popular demand! (This workshop was initially presented at the 2005 Sydney Annual Meeting.) The quintessential course for beginners, this workshop will discuss the practical aspects of setting up and establishing a hair restoration practice. Basic knowledge of patient selection and technical skills needed for today's practice will be reviewed.

Learner Objectives:

Upon completion of this workshop, you will be able to:

- State the essential requirements for setting up a practice.
- List the minimum resources required to maintain quality service and industry standards.
- Explain the selection and training process for medical assistant, administrative and marketing staff.
- Describe aspects of successful patient selection and planning, including patient age, features, future look, facial proportions, donor availability.
- Describe ways to determine which patients are appropriate for your skill level, and who should be referred, and avenues for seeking assistance from colleagues in the industry.
- Identify common difficulties encountered during the procedure, including recognizing potential problems with estimating or utilizing the donor resource area, and recipient area.
- List the ways to maintain technical excellence.

Workshop 102: Ergonomics: Methods and Tools to Make Megasesions More Feasible and Comfortable for Your Practice



Director: Robert S. Haber, MD
Faculty: Sharon A. Keene, MD, Ronald L. Shapiro, MD, Jerry Wong, MD
Level: Intermediate

Megasesions involve thousands of different hand movements to remove the donor hair, dissect the grafts, and place them. The repetitive nature of the procedure increases the risk for repetitive strain injuries of the hands and wrists, not to mention overall fatigue when surgeries last for many hours. Ergonomically designed furniture and tools can improve the efficiency of staff members and reduce the strain of performing thousands of movements each day. This course can help those who wish to expand their practice or improve the efficiency of their practice to include megasesions of over 2000 plus grafts a day.

The ISHRS gratefully acknowledges A to Z Surgical, Ellis Instruments, and the faculty for their generosity in loaning supplies and instruments for this course.

Learner Objectives:

Upon completion of this workshop, you will be able to:

- Define the science of Ergonomics and how it can be used to decrease the risk of repetitive strain injury and improve efficiency for certain tasks performed during megasesions.
- Describe how surgery room layout including furniture, table/counter height, stools, hand or wrist supports can improve ergonomics for staff and reduce strain and discomfort during long surgeries.
- Describe how different methods of magnification can exacerbate or improve ergonomics for the surgeon or staff.

- Recognize tools used in the donor area which can improve ergonomics during donor harvesting.
- Identify tools that improve ergonomics during graft dissection and placing.
- Discuss the pros and cons of various types of multibladed recipient site scalpels to reduce repetitive strain during creation of recipient sites.
- Perform and teach your technicians stretching exercises that can be used to reduce hand and wrist strain.

Workshop 103: Scalp Dermatology: Evaluation of Hair Loss and Treatment



Director: Jerry Shapiro, MD and Andreas M. Finner, MD
Faculty: Kenneth J. Washenik, MD, PhD
Level: All Levels

This workshop is designed for anyone who cares for patients with hair loss. Attendees will have the opportunity to review the latest information on the diagnosis, evaluation, and treatment of the non-scarring (telogen effluvium, alopecia areata, etc.) and scarring alopecias (folliculitis decalvans, lichen planopilaris, frontal fibrosing alopecia, etc.). Representative cases of each type of alopecia will be presented. Latest information on medical treatment will be reviewed, and treatment algorithms will be discussed.

The ISHRS gratefully acknowledges Pfizer Consumer Healthcare for its generous support of this workshop.

Learner Objectives:

Upon completion of this workshop, you will be able to:

- Recognize the various etiologies of alopecia and diagnose them accurately.
- Select appropriate diagnostic maneuvers to perform on hair loss patients.
- Develop treatment algorithms for each type of alopecia.

Workshop 104: Practice Diversification: Integrating Cosmetic Procedures into your Hair Restoration Practice



Director: Neil S. Sadick, MD
Faculty: Jarold Gendler, MD, Edmond I. Griffin, MD, Paul T. Rose, MD, JD
Level: All Levels

This workshop will serve as an interactive discussion about initiating different cosmetic procedures in a hair restoration practice. An introductory overview of the indications and adverse effects of these procedures will be reviewed. The faculty will discuss the learning steps that should be taken to perform safe, cost-effective cosmetic procedures such as lasers for hair reduction/removal, Botox®, fillers, peels, lasers for facial rejuvenation, etc. Potential complications of these procedures will also be addressed. And finally, the common mistakes made and misconceptions about adding cosmetic procedures to your practice will also be discussed.

Learner Objectives:

Upon completion of this workshop, you will be able to:

- Discuss the pros and cons of adding cosmetic procedures to your HT practice.
- Evaluate which cosmetic procedure can be added based on the skill level and cost-effectiveness.
- Recognize several complications of the various procedures discussed, and the type of training necessary to add a procedure safely to your practice

EXTRA COURSES - WORKSHOPS

Workshop 105: Testmanship: Successfully Navigating the ABHRS Board Exam



Director: Carlos J. Puig, DO

Faculty: Jerry E. Cooley, MD, John D.N. Gillespie, MD, E. Antonio Mangubat, MD, Marla Ross, MD

Level: Advanced

This program is designed to introduce the attendee to a methodology for preparing for and navigating the American Board of Hair Restoration Surgery (ABHRS) written and oral examination. It includes a discussion of the philosophy behind the examination, suggests a systematic approach to the orals, and provides practical experience with the orals model that may prove valuable to the examination candidate.

Learner Objectives:

Upon completion of this workshop, you will be able to:

- Describe the purpose of the ABHRS examination.
- Describe the ABHRS oral examination methodology.
- Outline a template that will help to remain organized during the oral exam.
- Explain the reason for the ABHRS oral examination.
- Navigate through a mock oral examination.

Thursday/October 19, 2006

AFTERNOON - 12:30PM-2:00PM

Workshop 111: Surgical Techniques: Minimizing Scar Visibility in Strip Harvesting and Preparing Follicular Unit Grafts



Director: Mario Marzola, MBBS

Faculty: Michael L. Beehner, MD, William M. Parsley, MD

Level: Beginner

For hair restoration surgeons who perform megasessions and supermegasessions, strip harvesting has long been the primary method of donor harvesting with the ability to rapidly harvest thousands of grafts with minimal transection. However, in recent years, patient concerns over the visibility of donor scarring has spurred innovation into techniques that can minimize the visibility of donor scarring. This workshop will review donor area considerations that are important to avoid scarring, and the new "trichophytic closure" technique that can provide for a virtually undetectable donor scar after strip harvesting. Following that discussion, there will be a review of tools and techniques to dissect the strip into the individual grafts and the methods for storage prior to placement.

The ISHRS gratefully acknowledges A to Z Surgical, Ellis Instruments, and the faculty for their generosity in loaning supplies and instruments for this course.

Learner Objectives:

Upon completion of this workshop, you will be able to:

- Evaluate donor scalp elasticity for potential harvesting and donor closure.
- Describe a "trichophytic closure" and the variables that contribute to the undetectability of scarring.
- Describe how to appropriately handle the strip after harvesting, the importance of hydration, and ways to minimize physical trauma of the strip during graft dissection.
- List available tools to dissect the strip into slivers, and then into individual grafts.

Workshop 112: Beyond the Science: Practical Application of Biotechnology Advances to Your Hair Restoration Practice Today and Tomorrow



Director: Jerry E. Cooley, MD

Faculty: Steven Artandi, MD, PhD, Thomas L. Dawson, Jr., PhD, Ralf Paus, MD, Maria Siemionow, MD, PhD, DSc, Jeffrey Teumer, PhD, Kenneth J. Washenik, MD, PhD

Level: Intermediate

This workshop will offer a roundtable discussion with the experts on the topic of how advances in basic hair follicle research and biotechnology may change the practice of hair restoration in the near future. The format for this workshop will not be didactic lectures, but rather question and answer sessions with sufficient time for in depth discussions. Participants will be afforded the chance to interact with noted experts in the field of basic science and biotechnology. The experts will discuss the aspects of hair transplantation which contribute to hair follicle injury, and possible ways the surgeon can mitigate the effects of ischemia/reperfusion injury improve graft survival, and prevent post-operative effluvium. Practical aspects of the hair cycle will be covered, as it relates to hair transplantation. Participants will have the opportunity to discuss the use of storage solutions that may be able to improve graft survival and reduce post-operative effluvium with megasessions. Participants will also learn the current state of research on "hair cloning" (implantation of cultured follicular cells) and how this treatment is likely to change our practices in the future.

Learner Objectives:

Upon completion of this workshop, you will be able to:

- Describe the phenomenon of "ischemia-reperfusion injury"; how it may effect graft survival, and ways it can be reduced.
- Understand the hair cycle and how it relates to regrowth following hair transplantation.
- Identify practical considerations about graft storage solutions such as cost, beneficial ingredients, storage requirements, and where to purchase a particular storage solution.
- Gain knowledge of follicular cell implantation, its current status, potential benefits, obstacles and limitations, and how it may change the practice of hair restoration.

Workshop 113: Making Recipient Sites with the Experts: Lateral/Sagittal, FU Grafts and MU Grafts, Slits, Slots, Punches, Density



Director: Jerry Wong, MD

Faculty: Vance W. Elliott, MD, Sharon A. Keene, MD, Arthur Tykocinski, MD

Level: Advanced

This workshop is designed to be a hands-on experience with experts in the field, with plans to utilize cadaveric scalp tissue for technique demonstrations. Various methods of recipient site creation will be discussed and illustrated. This workshop will afford participants the opportunity to see how each faculty performs their technique, why they prefer their particular technique, and the pros and cons compared with other techniques in terms of technical difficulty and cosmetic outcome.

The ISHRS gratefully acknowledges A to Z Surgical, Ellis Instruments, and the faculty for their generosity in loaning supplies and instruments for this course.

Learner Objectives:

Upon completion of this workshop, you will be able to:

- Describe various types of recipient sites and the tools used to create them (e.g., slits, slots, and punch holes).
- State the differences between lateral slits and longitudinal slits (sagittal) and describe the various situations when these are used.
- Compare and contrast follicular unit grafts and multi-follicular unit grafts and how the type of graft impacts the size of the recipient site and density.
- Ascertain how recipient site variables may impact the cosmetic outcome in terms of impact on the scalp and appearance of density.

Workshop 114: Practice Diversification: Botulinum Toxin and Fillers



Director: Paul T. Rose, MD, JD
Faculty: Neil S. Sadick, MD
Level: All Levels

The injection of botulinum toxin and soft tissue fillers are procedures used for treatment of facial folds and wrinkles. This workshop will focus on the indications, contraindications, patient selection, complications and technique as they relate to botulinum toxin and fillers. An overview of currently available substances used as soft tissue fillers, both permanent and non permanent, will be discussed. **Attendees are encouraged to register for Workshop 104, "Integrating Cosmetic Procedures into Your Hair Restoration Practice" which will provide a good introduction to this workshop.**

Learner Objectives:

Upon completion of this workshop, you will be able to:

- Describe the basic science, mechanism of action, and proper handling of botulinum toxin.
- Identify facial musculature anatomy and become familiar with current aesthetic indications of botulinum toxin.
- List and describe a variety of fillers, both permanent and non-permanent.
- Discuss the safety profile and manage complications in the use of botulinum toxin and fillers.

Workshop 115: Developing Effective Teaching Interactions with the Panel Discussion Tool



Director: Carlos J. Puig, DO
Level: All Levels

An extension of last years workshop for Fellowship Training Program Directors and others interested in improving the panel discussion teaching skills, this workshop will focus on helping attendees to improve their planning and management of discussion groups. It will present tools and a methodology that will help the attendees plan and facilitate large "general session" type panel discussions and small interactive discussion groups. The session will encourage attendee's participation, and focus on adult learning processes and the development of open ended questions used to stimulate discussion and learning.

Learner Objectives:

Upon completion of this workshop, you will be able to:

- Contrast adult learning processes with those of children and teenagers.
- Define learning and teaching.
- List the organizational responsibilities of the program moderator/discussion group leader.
- Define a learning objective.
- Demonstrate the ability to organize a small group discussion.
- Define the role of questions in the management of a discussion group.
- Demonstrate the ability to create open-ended questions and a healthy discussion group atmosphere.

Friday/October 20, 2006

MORNING - 7:00AM-8:30AM

Workshop 201: Recreating the Hairline and Crown: How to Do It



Director: Ronald L. Shapiro, MD
Faculty: Michael L. Beehner, MD, Robert S. Haber, MD, Melvin L. Mayer, MD, Arturo Sandoval-Camarena, MD
Level: Beginner

This workshop will review the concepts and "art" of building a natural hairline, recreating the temporal points, building the lateral humps, and restoring the crown. Overview lectures on the subjects will be presented, but the majority of time will be spent using live patients to discuss hairline placement and pattern. Faculty members will illustrate alternative methods and rules for properly locating and placing the frontal hairline.

Learner Objectives:

Upon completion of this workshop, you will be able to:

- Identify and recreate the patterns and characteristics of a natural hairline.
- Individualize the hairline based on the patient's current and expected future pattern of hairloss taking into account age, gender, and ethnicity.
- Recreate widow's peaks, frontal-temporal angles, lateral humps, and temporal points.
- Achieve a natural pattern in the crown by recreating the whorl.

Workshop 202: Graft Placement Techniques and Methods to Maximize Graft Survival



Director: William M. Parsley, MD
Faculty: Jerry E. Cooley, MD, Arthur Tykocinski, MD
Level: Intermediate

Placing grafts is one of the most delicate and skill-demanding tasks in hair transplantation. As the current sessions get bigger and bigger, the speed and accuracy in placing grafts are more important than before. In this workshop, the faculty will show video demonstration of different techniques of placing grafts to increase efficiency and speed, discuss which are their favorite instruments, discuss the use of gentian violet to improve slit visualization, review the use of different holding solutions, and how to train technicians in the art of graft placement. There are plans to utilize cadaveric scalp tissue for technique demonstration.

Attendees are encouraged to bring their favorite personal forceps/pick-ups for placing.

The ISHRS gratefully acknowledges A to Z Surgical, Ellis Instruments, Marina Medical, Mediquip, Syris Scientific, and the faculty for their generosity in loaning and donating supplies and instruments for this workshop.

Learner Objectives:

Upon completion of this workshop, you will be able to:

- Describe the different approaches used in graft placement including tools that can aid in graft placement.
- Utilize techniques that can help increase speed in graft placement.
- List several ways to avoid the pitfalls in placing that can impede cosmetic results or reduce yield (e.g., avoiding pitting, piggybacking, etc.).
- Recognize various methods that the experts use to train their technicians in this task.
- Discuss holding solutions and other factors that can maximize graft survival.

EXTRA COURSES - WORKSHOPS

Workshop 203: Difficult Cases for HRS and How to Manage Frequent and Unusual Complications



Director: E. Antonio Mangubat, MD

Faculty: Vincenzo Gambino, MD, Yoshinori Ishii, MD, Robert P. Niedbalski, DO, Edwin Suddleson, MD

Level: Advanced

This workshop will provide real-world examples of challenging difficult cases for HRS, to provide representative examples of typical complications related to HRS, and to provide strategies and techniques to avoid complications. Various approaches to the treatment of difficult cases will be reviewed. Anyone who attends may bring photos of their difficult cases for review and discussion.

*The ISHRS gratefully acknowledges **ProCyte, A PhotoMedex Company**, for its generous support of this workshop.*

Learner Objectives:

Upon completion of this workshop, you will be able to:

- Analyze different options and surgical techniques for complex reconstructive problems.
- Gain confidence in managing and communicating with patients about complications once they occur.
- Recognize ways to evaluate previous transplant patients with significant scarring in the donor or recipient areas with a view to improving cosmesis.
- Recognize how to deal with wound/donor healing complications such as widened donor scar, poor elasticity, hematoma, and neuroma.
- Identify and correct recipient area complications such as focal necrosis, folliculitis, cystic inflammation from piggybacking, infection, etc.

Workshop 204: Practice Diversification: Laser Hair Removal and Lasers for Facial Rejuvenation



Director: Ricardo Mejia, MD

Faculty: Walter D. Dishell, MD, Francisco Jimenez-Acosta, MD, Edward B. Lack, MD, Neil S. Sadick, MD

Level: All Levels

The first half of this workshop will provide an overview of lasers and light-based sources currently available for hair removal. The second half of this workshop will be an overview of the laser systems and light-based sources available for facial rejuvenation (ablative and non ablative), with emphasis on those that are minimally invasive. Emphasis will be placed on proper patient and technology selection, realistic efficacy of treatment, and management of potential side effects.

Learner Objectives:

Upon completion of this workshop, you will be able to:

- State the principles of laser for hair removal.
- Appropriately select patients for laser hair removal and know the common side effects and how to avoid them.
- Identify several of the current laser systems available for non-invasive photorejuvenation.
- Recognize ideal candidates for laser rejuvenation, potential side effects and how to manage them.
- Become familiar with the cost of equipment and maintenance.

Workshop 205: Follicular Unit Extraction (FUE) Update



Director: James A. Harris, MD

Faculty: Mark S. DiStefano, MD, William R. Rassman, MD, Paul T. Rose, MD, JD, Robert H. True, MD, MPH, Bradley R. Wolf, MD

Level: All Levels

This workshop is designed to be a practical demonstration of the most efficient FUE harvesting techniques. The latest surgical tools, commercially available, that help to reduce transection will be presented. The faculty will present video demonstrations of how they perform, step by step, the extraction from scalp and non-scalp tissue. There are plans to utilize cadaveric scalp tissue for technique demonstration. The faculty will discuss ideal and non-ideal candidates for FUE, as well as the advantages and disadvantages of FUE over strip harvesting. Finally, the use of other areas of the body as donor source will be discussed, along with current indications and limitations.

*The ISHRS gratefully acknowledges **A to Z Surgical, Ellis Instruments, and the faculty** for their generosity in loaning supplies and instruments for this course.*

Learner Objectives:

Upon completion of this workshop, you will be able to:

- Enhance your skill in FUE with the purpose of improving speed and efficiency.
- Become familiar with the newest tools available to safely and efficiently perform FUE.
- Recognize the current indications of FUE, as well as the pros and cons of FUE versus the traditional strip harvesting.
- Recognize the indications and limitations of body hair transplantation.

Workshop Corporate Support

Thank you to the following companies that are supporting our workshops:

Pfizer Consumer Healthcare

ProCyte, A PhotoMedex Company

We appreciate the loaned and donated supplies and instruments from:

A to Z Surgical

Ellis Instruments

Marina Medical

Mediquip

Syris Scientific

and the numerous physician faculty and assistants!

Museum of Hair Restoration Surgery Artifacts

Be sure to allow time in your itinerary to view the Museum of Hair Restoration Surgery Artifact Exhibit, which will be located in the exhibit hall. This special exhibit will recognize the pioneers of our industry and allow us to view how far the techniques and instruments of Hair Restoration Surgery have evolved over the past fifty years. On display will include instruments, devices and other interesting artifacts. The Museum is open during Exhibit & Scientific Poster Presentations hours.

Special thank you to ISHRS Members who loaned museum artifacts on display (partial list):

Jay M. Barnett, MD

- Textbook chapter by Samuel Ayres III, describing 1,2 and 3 hair grafts for the frontal hairline, 1970

Pascal J. Boudjema, MD

- Electric hand-piece for direct extraction of micro-grafts from the scalp. Made in plastic, first prototype, 1992
- Electric hand-piece for direct extraction of micro-grafts from the scalp. Made in metal, second prototype, 1993
- Electric hand-piece for direct extraction of micro-grafts. Made in metal, last version put on the market in 1994 as a part of the Calvitron®.
- Gun for implantation of micro-grafts made in plastic, first prototype, 1992
- Pneumatic hand-piece for implantation of micro-grafts made in plastic, first prototype, 1992
- Pneumatic hand-piece for implantation of micro-grafts. Made in metal, last version put on the market, 1994
- Multi-blade device for cutting hundreds of grafts in few seconds. Put on the market in 1994 as the Microtome® or Hairtome®.
- Rotary parallel multi-blade device for cutting strips into micro-grafts, 1995
- Knife with a rotary blade. For Follicular Graft Dissection, 1995
- Multi-blade knife for harvesting twelve strips of scalp, 1995
- Vibrating multi-blade knife for harvesting 5 strips of scalp without effort, 1996
- Automatic forceps with retractable jaws allowing the placement of grafts into the scalp, at the right skin level, with just one hand, 1994
- Automatic forceps with one arm for insertion of grafts into the scalp. Heavy model in stainless steel. Presented in 1995, at the Nashville ISHRS meeting.
- Automatic forceps with one arm for insertion of grafts into the scalp. Light model in aluminum, 1995
- Hair Implanter Pen, 1999 Device allowing rapid implantation of grafts into the scalp, 1998
- Hair Implanter Pen®. Last version made in plastic for single use, 1999
- Pneumatic handle for rapid slit preparation, 2003. Instrument allows rapid preparation (5 to 6 slits in one second)

Bernard H. Cohen, MD

- Suture Tension Adjustment Reel ("STAR"), 1994.

Yves G. Crassas, MD

- Special gold funnel to introduce grafts into 1 mm punch holes gold spatula to avoid popping of the surrounding grafts, 1990
- Mechanic 1 mm graft injector, 1993
- Punch omni-graft press (photo only), 1995

Patrick Frechet, MD

- Scalp Extender Prototypes

James A. Harris, MD

- Marritt Dilators, 1988
- Reprint of Dr. Marritt's article, 1988

Gary S. Hitzig, MD

- Circular Orentreich punches both manual for receptor site and power stem for power creation of Donor Plugs, 1950's.
- Homemade crude slot punches using circular punches and modified with torch heat and compression, 1994-1996.

Robert T. Leonard, Jr., DO

- Travel case for hair transplant punches and related supplies.

Bobby L. Limmer, MD

- Dense Packing of Follicular Unit Grafts, 1995
- Dense Packing of Follicular Unit Grafts, 1994
- Original Follicular Unit Graft Survival Study, 1992
- First Follicular Unit Transplant Case, 1988

E. Antonio Mangubat, MD

- Markman Device
- Prototype of Graft Cutter

Rolf Nordstrom, MD

- Tourniquet and Pressure Pump, 1974
- Thesis "Scandinavian Journal of Plastic and Reconstructive Surgery Supplementum 14; Hair Transplantation by Rolf E.A. Nordstrom, 1967

Norman Orentreich, MD

- Will submit some of his original instruments and photos of the first Hair Transplant patients.

Peter J. Panagotacos, MD

- Hair Growth Potions Vials
- The Electric Comb, 1920

Carlos J. Puig, DO

- Phoresor II
- Hair line Marking Tool

William R. Rassman, MD

- Carousel, 1997-2000
- Carousel loader and implanter (metal version), 1998
- Medical Vacuum Device, 1998
- Carousel Automation Device, 1998
- PIP, 2000.
- PIP 2, 2000.
- FUE Automation Devices, 1996-1997.

Richard C. Shiell, MBBS

- An advertising poster for a suction hair restoration device, circa 1928
- A box neatly packaging an electrical device for rejuvenating hair
- First motor, connecting cable and hand-piece for first mechanized hair transplants, 1969
- Hand operated trephine and 3 models of Shiell mechanized trephines, circa 1969, 1971 and 1976
- O'Tar Norwood – Text, 1973
- Walter Unger – Text, 1979
- Walter Unger – Text for Lay Public, 1979
- Vallis – Text, 1982
- 6 x Multi-blade scalpel handles

D. Bluford Stough III, MD / Dow B. Stough, MD

- Stough Hand Punches display
- 2 Newspaper Articles of the First Hair Transplant Meeting in 1974 in Hot Springs
- Aesculapius Award 1967 Outstanding Scientific Exhibit Arkansas Med Society
- Poster: World Congress on Hair Restoration Surgery – Stough and Alt 1990
- Scrapbook of Photos
- Van Sickle Multi-blade Knife – "Arkansas Triple"
- Plaques – 1st three Hair Transplant Meetings
- Plaque – Hair Transplant Meeting programs, 1977-1984

Martin G. Unger, MD

- Vallis Multi-bladed Knife and several custom made blades for the knife.

EXHIBIT HALL

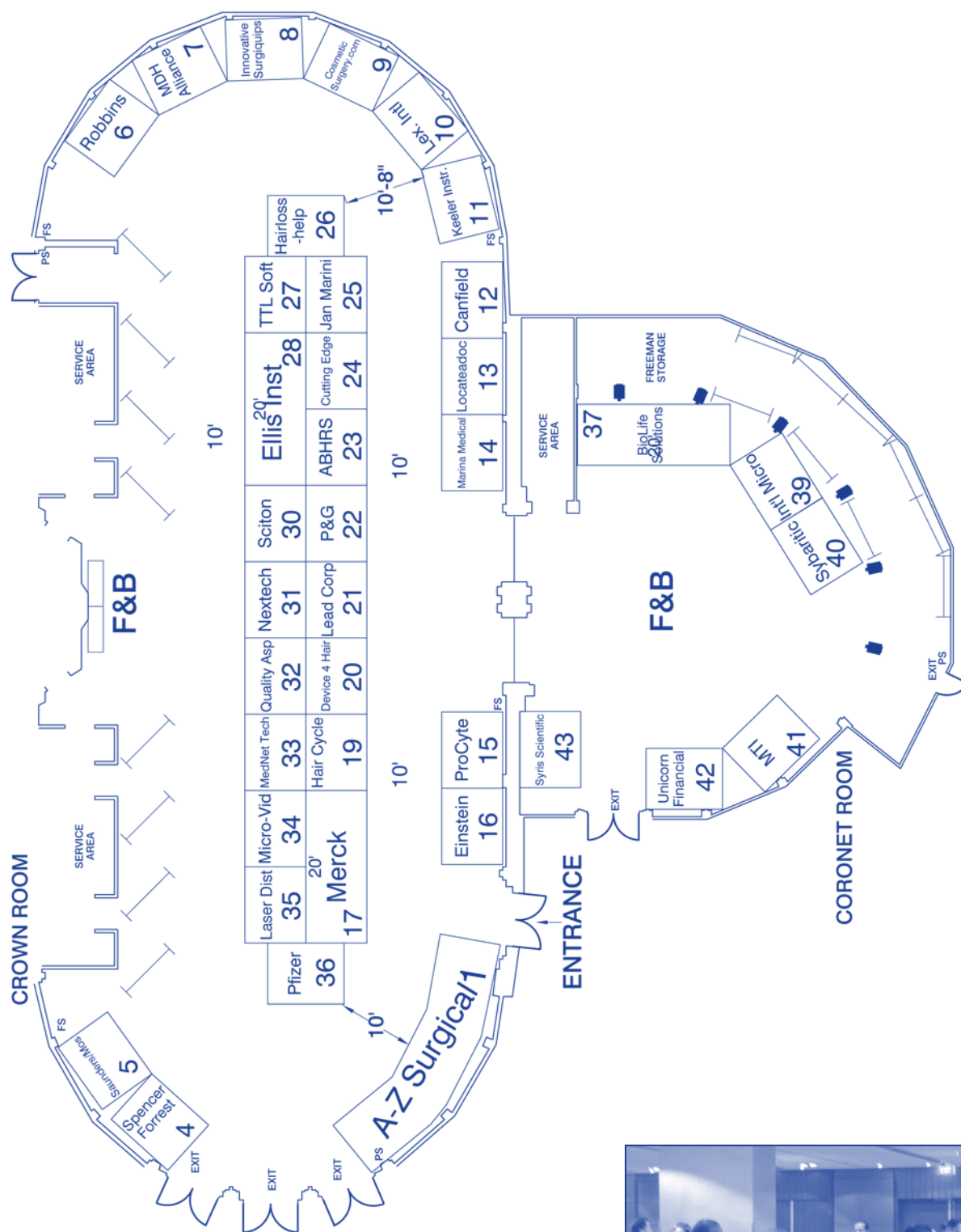


Exhibit Hall

Crown/Coronet (Victorian Bldg., Main Level - off of hotel main lobby)

Set-Up:

Wednesday/Oct. 18 1:00PM-7:00PM

Display Times:

Thursday/Oct. 19 8:00AM-7:30PM

Friday/Oct. 20 8:00AM-4:30PM

Saturday/Oct. 21 7:00AM-1:00PM

Dismantle:

Saturday/Oct. 21 1:00PM-4:00PM

You are invited to visit the technical exhibits show at the 14th Annual Scientific Meeting. Companies of interest to hair restoration surgeons will be displaying their products and services. Representatives will be available to answer questions. Be sure to join us for the Welcome Reception in the exhibit hall on Thursday, 6:00PM-7:30PM.

The following is a list of exhibiting companies and booth numbers, listed in alphabetical order by company name:

800-MD HAIRS

223 West Main Avenue
Gastonia, NC 28052 USA

Phone: toll-free (800) 331-4613 or (704) 865-4613 Fax: (704) 853-1776
msumner@sumnergroupp.com, www.sumnergroupp.com

Michael Sumner, Executive Director

Booth #: 7

The MDH Alliance provides marketing and advertising services to the hair restoration industry. Services include multimedia campaigns and use of a toll-free number – 1-800-MDHAIRS.

A - Z Surgical

25 Plant Ave.
Hauppauge, NY 11788 USA

Phone: toll-free (800) 843-6266 or (631) 273-0005; Fax: toll-free (800) 577-6050

kenny@georgetiemann.com, www.georgetiemann.com

Ken Moriarty, Vice President

Booth #: 1, 2 & 3

Please stop by for our show specials and to see our display of new instruments for Hair Restoration Surgery: Leavitt-Bonn Placement Forceps, Leavitt Minde Knives, Keene Multi-blades, Ziering SP88 & SP89 Blades, Parsley Follicular Holder Cones, Leavitt Assistant Stool, Boyd Surgical Tables, and Medical Illumination Surgical Lights.

American Board of Hair Restoration Surgery

18525 S. Torrence Avenue
Lansing, IL 60438 USA

Phone: (708) 474-2600, Fax: (708) 474-6260

abhrrs@sbcbglobal.net, www.abhrrs.org

Peter B. Canalia, Executive Director

Booth #: 23

The American Board of Hair Restoration Surgery is the only Board that examines and certifies physicians in the area of hair restoration surgery.

APIRA (formerly Laser Distributors of the Americas)

100 Bayview Circle, Suite 2200

Newport Beach, CA 92660 USA

Phone: toll-free (866) 982-7472, Fax: (949) 854-9922

nbbox@apirascience.com, www.apirascience.com

Booth #: 35

APIRA, a worldwide provider of technology for the treatment of genetic alopecia, offers the Revage 670. The patented, rotational diode laser system has been proven to restore hair to its critical anagen phase through photobiogenesis, resulting in fuller, thicker hair. Included is a specialized hair density camera and archiving software package.

BioLife Solutions, Inc.

171 Front Street

Owego, NY 13827-1520 USA

Phone: (607) 687-4487, Fax: (607) 687-6683

KWilliams@BioLifeSolutions.com, www.BioLifeSolutions.com

Kord Williams, Account Manager

Booth #: 37 & 38

BioLife Solutions, Inc. supplies innovative, sterile, cGMP media for the preservation of cell and tissue systems. BioLife's HypoThermosol® FRS provides enhanced protection, maintaining greater hair follicle integrity during ex vivo holding intervals.

Canfield Imaging Systems

253 Passaic Avenue

Fairfield, NJ 07004 USA

Phone: toll-free (800) 815-4330 or (973) 276-0336, Fax: (973) 276-0339

info@canfieldsci.com, www.canfieldsci.com

Booth #: 12

Canfield Imaging Systems is a leading supplier and developer of medical photographic equipment, software and computer systems for patient imaging, including Mirror® and DermaGraphix software, ImagePro-Plus, OMNIA imaging system, and more.

CosmeticSurgery.Com

650 East 4500 South, Suite 330

Salt Lake City, UT 84107 USA

Phone: toll free (800) 447-2828 or (801) 305-4721, Fax: (801) 270-5507

info@cosmeticsurgery.com, www.cosmeticsurgery.com

Booth #: 9

CosmeticSurgery.com will have on display several computers showing examples of our complete Internet marketing services including: Web/Site development, reliable hosting, and strong Search Engine Marketing. Come see us and experience the benefit of what today's Internet technology can do for your practice.

Cutting Edge Surgical Equipment Ltd.

53 Trickle Ridge Place

Kimberley, BC V1A 2H8 CANADA

Phone: (250) 427-5424

support@cuttingedge-surgical.com, www.cuttingedge-surgical.ca

Roy Ratson, Owner

Booth #: 24

We manufacturer cutters to permit surgeons to produce custom recipient site blades. Blades can be cut at 90, 60, 45 or 30-degrees and from 0.5mm wide up. See our new 6 blade recipient site handles. We also have dissection handles and autoclavable organizer trays.

EXHIBIT HALL

Device 4 Hair

1070 Powers Place
Alpharetta, GA 30004 USA
Phone: (678) 566-1011, Fax: (678) 566-1957
sales@device4hair.com, www.Device4Hair.com
Tefaye Gutema, Ph.D., Engineering Manager
Booth #: 20

Incision Device, CIT Dissection Device, Graft Organizing Board and Extraction Device.

Einstein Medical

6675 Mesa Ridge Road
San Diego, CA 92121 USA
Phone: toll-free (800) 258-9221 or (858) 459-1182, Fax: (858) 459-4599
info@einsteinmedical.com, www.einsteinmedical.com
Keith C. Humes, Sales Director
Booth #: 16

Einstein Medical is an Internet marketing firm specializing in custom website development, Search Engine Optimization services, video production, software development, and exclusive search engine placement through DocShop.com.

Ellis Instruments, Inc.

21 Cook Ave.
Madison, NJ 07940 USA
Phone: toll-free (800) 218-9082 or (973) 593-9222, Fax: (973) 593-9277
cellis@nac.net, www.ellisinstruments.com
Chuck Ellis
Booth #: 28 & 29

State of the Art Instrumentation for Hair Restoration Surgery.

Hair Cycle

1070 Powers Place
Alpharetta, GA 30004 USA
Phone: (800) 942-7482, Fax: (770) 874-5891
sales@haircycle.com, www.Haircycle.com
Maribel Vivanco, Sales & Marketing
Booth #: 19

Two medical products for surgeries, four everyday use products.

Hairlosshelp, Inc.

825 Wilshire Blvd., #119
Santa Monica, CA 90401 USA
Phone: (310) 237-1040, Fax: (310) 237-1041
shawn@hairlosshelp.com, www.hairlosshelp.com
Shawn Dutton, Director
Booth #: 26

Publishers of consumer hair loss & hair transplant websites, Hairlosshelp.com introduces a fully comprehensive hair transplant resource, Hairtransplant.net. Open a virtual consulting office in every city in the world and promote it cost effectively.

Innovative Surgiquips (by HCI)

60 – C Model Town
Lahore, 54700
Punjab, PAKISTAN
Phone: 92300 4122660, Fax: 9242-5850712
hci@wol.net.pk, www.hairclub.com.pk
Dr. Muhammad Nasir Rashid
Booth #: 8

Site Stain, a recipient site staining agent. Stain wipe, skin cleaning agent to remove stains from skin.

International Micro-implanter Lab, Taiwan

P.O. Box 27233
Shawnee Mission, KS 66225-7233 USA
Phone: (913) 484-1132, Fax: (913) 469-9436
tkshiao@yahoo.com, www.microimplanter.com
T.K. Shiao, M.D.
Booth #: 39

Micro-implanter for mega session and dense packing, 5-10 grafts per minute, atraumatic; Graft site depth control jacket for 18, 19, 20-G needles.

Jan Marini Skin Research, Inc.

6951 Via Del Oro
San Jose, CA 95119 USA
Phone: toll-free (800) 347-2223 or (408) 362-0130, Fax: (408) 362-0140
www.janmarini.com
Jan Marini, CEO, President
Booth #: 25

Jan Marini Skin Research markets therapeutic topical skincare products through physician offices, which include resurfacing agents, growth factors, topical lipid soluble Vitamin C, TGF beta-1, Thymosin beta-4 and a recent eyelash growth enhancement breakthrough.

Keeler Instruments Inc.

456 Parkway
Broomall, PA 19008 USA
Phone: toll-free (800) 523-5620 or (610) 353-4350, Fax: (610) 353-7814
www.keelerusa.com
Booth #: 11

Keeler will be showing their new 3x High Definition Wide Field SL Loupes along with their popular 2.5x type, the Prismatic XL 3.5x to 5.5x systems are also available all on the colorful Hogie frames. A new bright, lightweight Led Spotlight will be on display.

Lead Corporation

2F, 797-18, Bangbae Dong
Seocho-Gu, Seoul
137-060 SOUTH KOREA
Phone: 82-2-585-6411, Fax: 82-2-585-6414
info@hairsience.co.kr, www.hairsience.co.kr
St. Lee
Booth #: 21

FOLLISCOPE, Microscopic Hair Diagnosis Camera System, phototrichogram, OSI Implanter.

Lexington International LLC

777 Yamoto Road, Suite 105
Boca Raton, FL 33431 USA
Phone: (561) 417-0200, Fax: (561) 892-0747
rv@hairmax.com, www.hairmax.com
Randy Veliky, COO
Booth #: 10

The HairMax LaserComb, the premier hand-held laser, delivers the energizing effects of low-level laser therapy. It demonstrates positive results when used in conjunction with transplant surgery. Substantive clinical data available. Patented & made in the U.S.

LocateADoc.com

1060 Woodcock Road
Orlando, FL 32803 USA
Phone: (407) 830-9957, ext. 140, Fax: (407) 830-9917
jamielyn@LocateADoc.com, www.LocateADoc.com
Jamie Lyn Cavallaro
Booth #: 13

Partnering with WomensForum.com, Google, Yahoo!, MSN and AOL, LocateADoc.com offers physicians innovative Internet marketing solutions. A product of Mojo Interactive and a Hitwise Top 10 Web site, LocateADoc.com: Delivering patients. Not clicks.

Marina Medical Instruments

2761 N. 29th Avenue
Hollywood, FL 33020 USA
Phone: toll-free (800) 697-1119 or (954) 924-4418, Fax: toll-free (800) 748-2089 or (954) 924-4419
info@marinamedical.com, www.marinamedical.com
Booth #: 14

Marina Medical Instruments, Inc. is a doctor's surgical wholesaler. We provide high quality German stainless steel instruments for the absolute lowest prices. We offer endoscopic equipment, smoke evacuation systems, and custom instruments.

MedNet Technologies, Inc.

1975 Linden Boulevard, Suite 407
Elmont, New York, 11003 USA
Phone: (516) 285-2200, Fax: (516) 285-1685
info@mednet-tech.com, www.mednet-tech.com
Booth #: 33

MedNet offers website development, management and visibility services across more than 70 different specialties from small medical offices to teaching hospitals to medical societies. Developing and promoting your web presence on the Internet is our goal.

Merck U.S. Human Health

351 Sumneytown Pike, UG3AB-18
North Wales, PA 19454 USA
Phone: (267) 305-5000, Fax: (267) 305-1266
www.merck.com
Booth #: 17 & 18

Merck & Co., Inc. is a global research-driven pharmaceutical company dedicated to putting patients first. We cordially invite you to visit our exhibit featuring Propecia® (Finasteride). Inquiries about our professional, informational and educational services are welcomed.

Micro-Vid

P.O. Box 1517
Huntington Beach, CA 92647 USA
Phone: toll-free (800) 862-0447 or (714) 893-5997, Fax: (714) 893-3613
mvsl@worldnet.att.net
Edward Mascio, President
Booth #: 34

Providing follicular dissection and slivering microscopes including teaching stations for demonstrating cutting techniques. Digital and analog Fico Cams for consulting plus special lighting techniques will be on exhibit.

MTI

3655 W. Ninigret Drive
Salt Lake City, UT 84104 USA
Phone: toll-free (800) 924-4655 or (801) 887-5114, Fax: (801) 952-0548
bradbaker@mti-inc.us, www.mti-inc.us
Brad Baker, Sales Manager
Booth #41

MTI designs, manufactures, and sells direct surgery/exam chairs and tables, treatment cabinets, and physician seating. Our chairs use 24 volt low voltage DC motors for ultra quiet, smooth and reliable operation. Come experience the MTI difference!

NexTech Systems, Inc.

5654 Marquesas Circle
Sarasota, FL 34233 USA
Phone: toll-free (866) 654-4396 or (941) 925-1800, Fax: (941) 922-3400
www.nextech.com
Booth #: 31

NexTech offers fully integrated practice management, marketing and EMR software designed for dermatologist. Practice 2007 is a modular software that controls patient and prospect tracking, scheduling, billing, inventory control, marketing and electronic charts.

Pfizer Consumer Healthcare

201 Tabor Road
Morris Plains, NJ 07950 USA
Phone: (973) 385-0993
rita.wanser@pfizer.com, www.rogaine.com
Rita Wanser
Booth #: 36

Introducing New Men's Rogaine Foam, the First and Only Foam FDA Approved to regrow hair. Please visit our booth to find out more information on this exciting new product. New Men's Rogaine Foam, the easier Hair Regrowth routine.

Procter & Gamble Company

1 Procter & Gamble Plaza
Cincinnati, OH 45201 USA
Phone: (513) 983-9778, Fax: (513) 983-9988
oconnell.jj@pg.com, www.pgdermatology.com
Jim O'Connell
Booth #: 22

Be sure to visit Procter & Gamble (booth #22) to learn how Head & Shoulders shampoo with HydraZinc provides efficacy equal to 2% Ketoconazole prescription shampoo, but is preferred by patients due to its cosmetic benefits.

ProCyte, A PhotoMedex Company

8511 154th Avenue NE
Redmond, WA 98052 USA
Phone: toll-free (888) 966-1010 or 425-869-1239, Fax: (425) 869-8901
customer_service@procyte.com, www.procyte.com
Booth #: 15

GraftCyte® System for post-hair transplant care. Tricomin® products for thinning hair. Therapeutic skin care, Neova® Therapy anti-aging products and professional strength glycolics. Ti-Silc® and Z-Silc® sun-protection. Complex Cu3® post-laser system.

EXHIBIT HALL

Quality Aspirators/QOptics

P.O. Box 382120

Duncanville, TX 75138 USA

Phone: toll-free (800) 858-2121 or (972) 298-2669, Fax: (972) 298-6592

www.qualityaspirators.com

Booth #: 32

Quality Aspirators offers a variety of products including QOptics loupes, fiberoptic headlights, complete fiberoptic systems, fiberoptic and stainless steel instruments and aspirators, cleaning brushes, tubing adapters, cutoff valves, tubing and accessories.

Robbins Instruments, Inc.

2 North Passaic Avenue

Chatham, NJ 07928 USA

Phone: toll-free (800) 206-8649 or (973) 635-8972, Fax: (973) 635-8732

info@robbinsinstruments.com, www.robbinsinstruments.com

Booth #: 6

We will have on display a complete line of Hair Transplant Instruments, Personna Plus Blades, Miniature Blades, Titanium Punches and our custom line of Swiss Jewelers Forceps. The Dermo-Jet-Needleless High-Pressure Injector and Robbins complete line of Magnifiers and Meiji EMT Microscope.

Saunders/Mosby/Churchill

3473 Sitio Borde

Carlsbad, CA 92009 USA

Phone: (760) 944-9906, Fax: (760) 944-9926

k.dusenberry@elsevier.com

Kelly Dusenberry, Area Representative

Booth #: 5

Medical textbooks and journals for the professional.

Sciton, Inc.

925 Commerical Street

Palo Alto, CA 94303 USA

Phone: toll-free (888) 646-6997 or (650) 493-9155, Fax: (650) 493-9146

info@sciton.com, www.sciton.com

Booth #: 30

Sciton provides high quality laser and light source solutions for medical professionals including the exclusive MicroLaserPeel™ and Arctic peel™ with the PROFILE™. Other procedures include hair removal, photo rejuvenation, wrinkle reduction, scar and acne treatments.

Spencer Forrest, Inc.

64 Post Road West

Westport, CT 06880 USA

Phone: toll-free (888) 221-7171 or (203) 221-7171, Fax: (203) 226-2369

info@spencerforrest.com, www.toppik.com

Booth #: 4

Manufacturer of Toppik, the world's leading cosmetic product for camouflaging hair loss. Made of colored keratin protein fibers, Toppik shakes on in seconds and fills out any thinning area. Used by doctors to conceal any post-op thinning in patients until full density is achieved or to help patients who are not satisfactory candidates for surgery.

Sybaritic, Inc.

9220 James Avenue

Minneapolis, MN 55431 USA

Phone: toll-free (800) 445-8418, or (952) 888-8282, Fax: (952) 888-8887

www.sybaritic.com

Booth #: 40

Sybaritic is a world-renowned leader in the medical aesthetic revolution. We offer cutting-edge technologies including Intense Pulsed Light, Erbium and Q-switched ND Yag lasers, non-invasive subdermal therapy for cellulite and other medical products.

Syris Scientific

P.O. Box 127

Gray, ME 04039 USA

Phone: (800) 714-1374, Fax: (202) 657-7051

pwilkinson@syrisscientific.com, www.syrisscientific.com

Pam Wilkinson, General Manager, Sales and Operations

Booth #: 43

Syris' v300, v600 or Vantage visualization allows for efficient and effective follicular unit preparation and recipient site creation; allowing the user to see 1mm below the surface, reduces glare and enhances the contrast between hair follicles and skin.

Through the Lens, Inc.

390 Ramona Road

Portola Valley, CA 94028 USA

Phone: (650) 851-1151, Fax: (650) 529-0318

brad@ImageStoreforHealthcare.com, www.ImageStoreforHealthcare.com

Brad Turner, CEO

Booth #: 27

ImageStore for Healthcare is a digital image manager for medical practices. It makes storing and organizing digital photographs fast, easy and affordable.

Unicorn Financial Services

1720 Hermitage Boulevard, Suite 201

Tallahassee, FL 32308 USA

Phone: toll-free (888) 388-7633, Fax: toll-free (877) 758-7633

jilindbind@unicornfinancial.com, www.unicornfinancial.com

Booth #: 42

Offer your patients what they really want. 12-18-24 Months No Interest Payment Plans! No interest financing attracts more patients & builds a competitive edge for your practice, converts more consultations to procedures, and will Grow your practice®. No enrollment fees and non-recourse payment.

The ISHRS cordially thanks all of the exhibitors for participating in the meeting.

We appreciate your support!

Thank you to the faculty of this year's meeting.
We truly appreciate your dedication and expertise in the planning, preparation and presentation of the materials.

Gholamali Abbasi, MD
 James Arnold, MD
 Steven Artandi, MD, PhD
 Ivan Bakhurin, MBA
 Alan J. Bauman, MD
 Michael L. Beehner, MD
 Robert M. Bernstein, MD
 M. Truett Bridges, Jr., MD
 Patricia Cahuzac, MD
 Glenn M. Charles, DO
 Bernard H. Cohen, MD
 John P. Cole, MD
 Jerry E. Cooley, MD
 Paul C. Cotterill, MD
 Yves Crassas, MD
 Thomas L. Dawson, Jr., PhD
 Jean Devroye, MD
 Walter D. Dishell, MD
 Mark S. DiStefano, MD
 Eric L. Eisenberg, MD
 Robert M. Elliott, MD
 Vance W. Elliott, MD
 Edwin S. Epstein, MD
 Jeffrey S. Epstein, MD
 Ergin Er, MD
 Jeanine Farah
 Bessam K. Farjo, MD
 Nilofer Farjo, MD
 Andreas M. Finner, MD
 John E. Frank, MD
 Patrick Frechet, MD

Shelly A. Friedman, DO
 Vincenzo Gambino, MD
 Marcelo Gandelman, MD
 Jarold Gendler, MD
 John D.N. Gillespie, MD
 Alex Ginzburg, MD
 Edmond I. Griffin, MD
 Robert S. Haber, MD
 James A. Harris, MD
 Heather Hunter
 Sungjoo "Tommy" Hwang, MD, PhD
 Samir R. Ibrahim, MD
 Yoshinori Ishii, MD
 Francisco Jimenez-Acosta, MD
 Sheldon S. Kabaker, MD
 Emina Karamanovski, MD
 Sharon A. Keene, MD
 Richard S. Keller, MD
 Moonkyu Kim, MD, PhD
 Russell Knudsen, MBBS
 Jerzy R. Kolasinski, MD, PhD
 Walter Krugluger, MD
 Melike Kulahci, MD
 Edward B. Lack, MD
 Kathryn Lawson
 Matt L. Leavitt, DO
 Robert T. Leonard, Jr., DO
 Bobby L. Limmer, MD
 Nicolas A. Lusicic, MD
 E. Antonio Mangubat, MD
 Jennifer H. Martinick, MBBS

Mario Marzola, MBBS
 Melvin L. Mayer, MD
 Paul J. McAndrews, MD
 Ricardo Mejia, MD
 Konstantinos J. Minotakis, MD
 Mohammad H. Mohmand, MD
 Maria A. Muricy, MD
 Patrick Mwamba, MD
 Thomas Nakatsui, MD
 Frank G. Neidel, MD
 Robert P. Niedbalski, DO
 Bernard P. Nusbaum, MD
 Masamitsu Onda, MD
 MaryAnn Parsley, RN
 William M. Parsley, MD
 Damkerng Pathomvanich, MD
 Ralf Paus, MD
 David Perez-Meza, MD
 Marcelo Pitchon, MD
 Carlos J. Puig, DO
 Muhammad N. Rashid, MD
 William R. Rassman, MD
 William H. Reed, II, MD
 Robert J. Reese, DO
 Fabio M. Rinalid, MD
 Marino A. Rios, MD
 Paul T. Rose, MD, JD
 Marla Ross, MD
 Ailene Russell
 Antonio S. Ruston, MD
 Neil S. Sadick, MD

Arturo Sandoval-Camarena, MD
 Akio Sato, MD
 David J. Seager, MD
 Kyle Seo, MD
 Jerry Shapiro, MD
 Ronald L. Shapiro, MD
 Betsy Shea
 Tseng-Kuo Shiao, MD
 Maria Siemionow, MD, PhD, DSc
 Cam Simmons, MD
 Mauro Speranzini, MD
 Dow B. Stough, MD
 Paul M. Straub, MD
 Julie A. Stuart, RN
 Edwin S. Suddleson, MD
 Jeffrey Teumer, PhD
 Laurie Thomas, RN
 Robert H. True, MD, MPH
 Arthur Tykocinski, MD
 Robin Unger, MD
 Walter P. Unger, MD
 James E. Vogel, MD
 Gg Volpe
 Viroj Vong, MD
 Kenneth J. Washenik, MD, PhD
 Cathy Williamson, RN
 Bradley R. Wolf, MD
 Jerry Wong, MD
 Craig L. Ziering, DO

HAIR CYCLE™



**EVERYTHING NEEDED FROM
 POST SURGERY ON!!!!**

Healing and Growth System

1-800-942-7482

- Nitric Oxide Precursors
- Antiinflammatories
- Antioxidants
- Topical Anti-Androgens
- Anagen Stimulators
- Proteolytic enzymes to speed crust removal

HAIR CYCLE
 1070 Powers Place
 Alpharetta, GA 30004



List of items in a kit: 8 oz. Biotin Spray, 2 oz. Post Surgical Gel, 8 oz. Shampoo, 8 oz. Conditioner, 4 oz. Texture Gel, 8 oz. Volume Hair Spray, Anti-swelling Headband, Ball Cap. All in a Carry Bag.



Carry Bag



Ball Cap & Anti-swelling Headband

www.haircycle.com

TOURS

SAN DIEGO

Known for its near-idyllic climate, 70 miles of pristine beaches and dazzling array of world-class family attractions, San Diego offers a wide variety of things to see and do, appealing to guests from around the world.

San Diego is California's second largest city and the United States' seventh largest. Bordered by Mexico, the Pacific Ocean, the Anza-Borrego Desert and the Laguna Mountains, San Diego county's 4,200 square miles offer immense options for business and pleasure. Within its borders, San Diego County encompasses 18 incorporated cities and numerous other charming neighborhoods and communities, including downtown's historic Gaslamp Quarter, Old Town, Little Italy, Coronado, La Jolla, Del Mar, Carlsbad, Escondido, La Mesa, Hillcrest, Barrio Logan, Chula Vista and more.

San Diego's arts and culture are making a name for themselves, both nationally and internationally. Balboa Park, the largest urban cultural park in the U.S., features 15 museums, numerous art galleries, beautiful gardens, the Tony Award-winning Globe Theatres and the world-famous San Diego Zoo. The region is also a breeding ground for the hottest, new talents of culinary arts, who prepare award-winning meals in many of the region's 6,400 eating establishments.

For more information on San Diego and all it has to offer, contact the San Diego Convention & Visitors Bureau, Visitors Information at 619-236-1212, sdinfo@sandiego.org, or visit their website at www.sandiego.org.

ISHRS Charter Group Tour - Scenic San Diego by Land & Sea

Date: Saturday/October 21, 2006

Time: 1:00PM-5:00PM

Cost: \$40.00 per person

Enjoy the highlights of San Diego through a special narrated, guided tour. You will see areas such as: Old Town, the site of the city's original settlement where many of the old adobes and frame houses are still standing and have been completely restored; Balboa Park's 1,400 acres, a welcome retreat for San Diegans and considered one of the most beautiful, diversified and culturally enriching parks in North America; San Diego's Downtown Areas including the Gaslamp District and Horton Plaza, a whimsical architectural design; Seaport Village and the Embarcadero nestled on the site of the old Coronado Ferry Landing on San Diego Bay.

After seeing the lovely city by land, guests will be welcomed aboard a Coast Guard certified yacht to cruise the calm waters of the San Diego Bay to experience the city and bustling harbor from a completely different perspective. Professional guides will narrate points of interest such as the Coronado Bay Bridge, the Navy shipyards and aircraft carriers, Shelter Island, Harbor Island and North Island.

Dinner Cruise

The ISHRS will not be offering a chartered group dinner cruise this year, but we suggest that any interested ISHRS attendees individually book the same dinner cruise to meet others from the group. We suggest Hornblower Cruises' Dinner Cruise on Friday/October 21, 2006. You may book this or other cruises directly at www.hornblower.com or 1-888-467-6256, at their prevailing prices.



Official Language

The official language of the International Society for Hair Restoration Surgery's 14th Annual Scientific Meeting is English. Simultaneous translation is not available for this meeting.

Meeting Attire

Suggested attire throughout the meeting sessions and social activities is business attire. You may wear your own scrubs, if you wish, for Workshops and Courses held at the hotel utilizing cadaveric scalp tissue. Scrubs are required for the offsite Live Surgery Observational Workshop. Attire at the Saturday Evening Gala Dinner Dance will be black tie, or if you prefer, as a tradition of the ISHRS, you may wear a costume reflective of your native country.

Persons with Disabilities

The ISHRS fully complies with the legal requirements of the Americans with Disabilities Act (ADA) and the rules and regulations thereof. If any participant in this educational activity is in need of support services, please notify the headquarters office at 630-262-5399 as soon as possible, and preferably before September 30, 2006.

Cancellation/Refund Policy

Registration fees, less a \$50.00 USD administration fee, will be refunded upon written notice of cancellation to the ISHRS office received on or before September 19, 2006. After September 19, 2006, there will be no refund of fees for cancellation or for lack of attendance without notification. It is your responsibility to ensure that your cancellation request has been received by the ISHRS headquarters office. "No shows" who have not pre-paid will be invoiced for the total registration fee.

Tickets for Receptions/Meals

No fees or tickets will be required for the Thursday evening Welcome Reception. No fees or tickets will be required for the Saturday evening Silent Auction reception to benefit Operation Restore, ISHRS's pro bono program. All registrants are welcome to attend. Tickets ARE required for the following:

- Wednesday Luncheon for Surgical Assistants
- Friday Luncheon for Registered Attendees
- Saturday Gala Dinner

The Gala ticket is not included in the price of registration...you may buy Gala tickets separately on the registration form. All tickets will be provided in your registration packet.

Saturday Gala Dinner

You may purchase tickets for the Gala Dinner/Dance & Awards Ceremony; tickets for unregistered guests and spouses may also be purchased. The cost of the Gala ticket is \$85.00 USD each. Please indicate the number of tickets you wish to purchase on the registration form. Tickets will be required to enter. Attire for this event is black tie, or a costume reflective of your native country. Note that the Gala Dinner will be preceded this year by the inaugural Operation Restore Silent Auction...plan to be there!

Hotel Information

Hotel del Coronado
1500 Orange Avenue
Coronado, CA 92118
1-800-HOTELDEL or 619-453-6611
Reservations Fax: 619-522-8238
Guest Fax: 619-522-8262
www.hoteldel.com

Past-Presidents, Award Winners, Research Grant Recipients, Fellowship Training Directors

Past-Presidents:

E. Antonio Mangubat, MD	2004-2005
Mario Marzola, MBBS	2003-2004
Robert S. Haber, MD	2002-2003
Bobby L. Limmer, MD	2001-2002
Marcelo Gandelman, MD	2000-2001
Daniel E. Rousso, MD	1999-2000
Sheldon S. Kabaker, MD	1998-1999
Russell Knudsen, MBBS	1997-1998
James E. Vogel, MD	1996-1997
Robert T. Leonard, Jr., DO	1995-1996
Paul M. Straub, MD	1994-1995
Dow B. Stough, MD	1993-1994

Manfred Lucas Awardees:

James Arnold, MD	2004
Walter P. Unger, MD	2003
Sheldon S. Kabaker, MD	2000
Richard C. Shiell, MBBS	1999
O 'Tar T. Norwood, MD	1998
Norman Orentreich, MD	1997

Golden Follicle Awardees:

Ronald L. Shapiro, MD	2005
William R. Rassman, MD	2004
William M. Parsley, MD	2003
Matt L. Leavitt, DO	2002
David J. Seager, MD	2001
Russell Knudsen, MBBS	2000
Dow B. Stough, MD	1999
O 'Tar T. Norwood, MD	1998
Richard C. Shiell, MBBS	1997
James Arnold, MD	1996
Walter P. Unger, MD	1995
Patrick Frechet, MD	1994

Platinum Follicle Awardees:

Walter Krugluger, MD, PhD	2005
Melvin L. Mayer, MD	2004
Jennifer H. Martinick, MBBS	2003
Gerard Seery, MD	2002
Robert M. Bernstein, MD	2001
Carlos O. Uebel, MD	2000
Michael L. Beehner, MD	1999
Marcelo Gandelman, MD	1998
Rolf Nordstrom, MD	1997
Bobby L. Limmer, MD	1996
Masumi Inaba, MD	1995
Jung Chul Kim, MD	1994

Distinguished Assistant Awardees:

MaryAnn Parsley, RN	2005
Helen Marzola, RGN	2004
Carol Rosanelli, RN, JD	2004
Marilynne Gillespie, RN	2003
Cheryl J. Pomerantz, RN	2003

Advances in Hair Biology Lecturers:

Satoshi Itami, MD	2005
<i>Androgen Action in Human Hair Follicles</i>	
George Cotsarelis, MD	2004
<i>Hair Follicle Stem Cells</i>	

Research Grant Recipients:

2005

Sungjoo "Tommy" Hwang, MD, PhD
Walter Krugluger, MD, PhD
David Perez-Meza, MD (x 2 grants)

2004

Ergin Er, MD
Nilofer Farjo, MD
Patrick Frechet, MD, Michael Beehner, MD, and Sharon Keene, MD
Walter Krugluger, MD
Melike Kuelahci, MD
Thomas Nakatsui, MD

2003

Joerg Hugeneck, MD & Walter Krugluger, MD
A. Arthur Katona, MD
Jennifer H. Martinick, MBBS
David Perez-Meza, MD

2002

John P. Cole, MD
Jerry E. Cooley, MD
Joerg Hugeneck, MD
Paul T. Rose, MD

2001

Jung Chul Kim, MD & Sungjoo "Tommy" Hwang, MD, PhD

2000

Michael L. Beehner, MD
Melvin L. Mayer, MD

1999

Marco N. Barusco, MD
John P. Cole, MD
Jennifer H. Martinick, MBBS
David Perez-Meza, MD
Jerry Shapiro, MD

1998

Robert S. Haber, MD
Guillermo Blugerman, MD

1997

Michael L. Beehner, MD
Melvin L. Mayer, MD
William H. Reed, II, MD

1996

Joseph Greco, PhD
Rainer Sachse, MD
James M. Swinehart, MD
Ramon Vila-Rovira, MD
Bradley R. Wolf, MD

1995

Jerry E. Cooley, MD
Thomas S. Potter, MD
Edoardo Raposio, MD

1994

Robert S. Haber, MD
Kenneth A. Kern, MD
Jung Chul Kim, MD
David Mobley, MD & Daniel E. Rousso, MD
James E. Vogel, MD

ISHRS Approved Fellowship Training Directors/Programs:

Marc R. Avram, MD, New York, NY, USA
Michael L. Beehner, MD, Saratoga Springs, NY, USA
Damkerng Pathomvanich, MD, Bangkok, Thailand
Carlos J. Puig, DO, Houston, TX, USA, With Co-Directors: Matt L. Leavitt, DO, Melvin L. Mayer, MD & Robert P. Niedbalski, DO
Daniel E. Rousso, MD, Birmingham, AL, USA
Walter P. Unger, MD, Toronto, Ontario, Canada

REGISTRATION CATEGORIES & ADVANCE REGISTRATION FEES

The general registration fee includes admittance to general scientific sessions, exhibit hall, scientific poster displays, continental breakfasts, refreshment breaks, the Welcome Reception and one program guide and abstract book. Workshops and extra courses require additional fees. All fees are denoted in U.S. dollars (USD).

Please note: A ticket for the Saturday Evening Gala Dinner/Dance is not included in the main meeting registration fee.

Physician - ISHRS Member: \$945.00

For Physician members of the ISHRS.

Physician - Pending ISHRS Member: \$1,045.00

For physicians who have applied for membership within the 2005/2006 program year. A complete application with fee must be received at the headquarters office to be eligible for this rate.

Physician - Non-Member: \$1,195.00

For physicians who are not current ISHRS members and have not submitted a complete application for membership must pay the non-member rate. Registration verification is required for all non-members and must accompany the registration form. Acceptable forms of verification for Non-Member Physicians include: a statement on the physician's letterhead, a copy of the physician's medical certificate or license, or, a letter from a current ISHRS physician member attesting to the credentials as a physician.

Physician, Resident, or Clinic Director/Owner - Wednesday Day Pass: \$350.00

For physicians, residents, or clinic director/owners who only plan to participate in meeting activities on Wednesday/October 18, 2006. In addition to the daily registration pass, registration fees are required for the Basics in Hair Restoration Surgery Course or the Advanced Seminar. The Wednesday day pass includes the meeting program and abstract book. Day passes will NOT be sold or honored for Thursday, Friday, Saturday or Sunday.

Physician Resident or Training Fellow - ISHRS Member: \$375.00

For Resident Members of the ISHRS or for ISHRS Physician Members who are currently enrolled in an ISHRS-approved Fellowship Training Program or other approved fellowship training program in hair restoration surgery or another specialty. Training Fellows must submit a letter of verification from the fellowship training program director along with their registration form.

Physician Resident - Pending ISHRS Member: \$400.00

For physician residents who have applied for membership within the 2005/2006 program year. A complete application with fee must be received at the headquarters office to be eligible for this rate.

Physician Resident or Training Fellow - Non-Member: \$425.00

For physician residents who are not current members of ISHRS and are currently participating in an approved residency training programs. Or, for non-member physicians who are currently enrolled in an ISHRS-approved Fellowship Training Program or other approved fellowship training program in hair restoration surgery or another specialty. Training Fellows must submit a letter of verification from the fellowship training program director along with their registration form. Non-member residents must submit a letter of verification from the residency program director along with their registration form.

Surgical Assistant - ISHRS Member: \$295.00

For members of the ISHRS Surgical Assistants Auxiliary.

Surgical Assistant - Pending ISHRS Member: \$375.00

For surgical assistants who have applied for membership within the 2005/2006 program year. A complete application with fee must be received at the headquarters office to be eligible for this rate.

Surgical Assistant - Non-Member: \$475.00

For surgical assistants who are not current members of the ISHRS Surgical Assistants Auxiliary and have not submitted a complete application for membership must pay the non-member rate. Registration verification is required.*

Surgical Assistant/Ancillary Staff - Wednesday Day Pass: \$150.00

For surgical assistants and other ancillary staff who only plan to participate in meeting activities on Wednesday/October 18, 2006. Additional registration fees are required for extra course on Wednesday. The Wednesday day pass includes the meeting program and abstract book. Day passes will NOT be sold or honored for Thursday, Friday, Saturday or Sunday.

Clinic Director/Owner: \$1,195.00

For non-physician clinic directors and/or owners of hair restoration practices. Registration verification is required.*

Office Staff: \$475.00

For office staff in a hair restoration surgery practice. Registration verification is required.*

Office Manager: \$475.00

For office managers of a hair restoration surgery practice. Registration verification is required.*

Spouse/Guest: \$475.00

For a spouse or guest of the Physician or Surgical Assistant that does not belong in any of the above categories. The registered Spouse/Guest will receive a name badge and be admitted to the scientific general sessions, exhibit hall, coffee breaks, continental breakfasts, and Welcome Reception. Spouses/guests who are not registered will not be permitted into these listed functions. However, unregistered spouse/guests will be permitted into the Welcome Reception. Note: Unregistered spouse/guests will NOT receive a name badge. Registration verification is required.*

*Registration verification is required for all non-members and must accompany registration form. For online registration you may fax verification to 630-292-1520. Acceptable forms of verification are as follows:

- **For the Non-Member Physician:** a statement on the physician's letterhead, a copy of the physician's medical certificate or license, or, a letter from a current ISHRS physician member attesting to the credentials as a physician.
- **For the Non-Member Assistant, Office Staff, Office Manager, and Clinic Director/Owner:** a letter attesting to current employment by a physician on the physician's letterhead, or a letter from a current ISHRS physician member attesting to the credentials of the individual.
- **For the Training Fellow:** a letter of verification from the fellowship training program director.
- **For the Non-Member Physician Resident:** a letter of verification from the residency program director.
- **For the Spouse/Guest:** a letter from sponsoring attendee.

Advance Registration Deadline: September 19, 2006

Registrations received after this date are not eligible for the Advance Registration Fees. Post-deadline registrations including those received onsite will be assessed a \$75.00 late fee and will be processed onsite. If you submit your registration after September 19 you are not considered "Advance Registered" and will not be listed in the attendee roster.





About the ISHRS

The International Society of Hair Restoration Surgery is a non-profit medical association composed of more than 600 physicians and surgeons and 100 surgical assistants who specialize in hair restoration. Since its incorporation in 1993, a renaissance in hair transplantation surgery was set into motion by the ISHRS. The multidisciplinary, international membership of the ISHRS became a critical mass for an explosion of innovation in hair transplantation surgery. The Annual Meeting is a highlight of the year in which the top minds in HRS come together to advance the art and science of hair restoration surgery!

Not a member of the ISHRS?

Considering joining.

Go to www.ISHRS.org for your member application.

Member benefits include:

- Reduced registration fees for ISHRS annual meetings, regional workshops, live surgery workshops, and other training programs
- Subscription to the bi-monthly publication, *Hair Transplant Forum International*
- Access to the **Online Forum Article Archives Database**
- Subscription to the peer-reviewed journal, *Dermatologic Surgery*
- Opportunities to earn continuing medical education (CME) credits – AAD Category I CME Credit and *AMA PRA Category 1 Credit™*
- Eligibility for research grants
- **www.ISHRS.org** – A comprehensive informational website on hair loss and restoration. Free listing with Physician Profile for physician members. Free downloadable patient brochure in multiple languages.
- **Ask the Experts** program – mechanism for members to ask questions and seek advice from other members
- **Unified public relations** effort to increase the public's perception and awareness of hair restoration surgery
- A team of leaders, volunteers and staff dedicated to making the ISHRS a valuable resource for the profession

ISHRS Regional Workshops Program

Consider hosting a local Live Surgery Workshop in 2007!

There are various opportunities to work with the ISHRS to provide valuable educational workshops for members. The purpose of this program is to allow for the host facility of a small workshop with a limited enrollment to share in the meeting profits with the ISHRS and for the ISHRS to aid in content development. This is an excellent opportunity for members to “partner” with the ISHRS to offer a Live Surgery Workshop in their region. All ISHRS Physician members in good standing are eligible to submit an application.

The CME Committee and Live Surgery Workshop Committee oversee the process and the Board of Governors approves applications. The annual application submission deadline is June 1, for a workshop to take place the following year. Go to www.ISHRS.org, Members Only section, to review the guidelines and obtain an application.





HAIR TRANSPLANT *forum* INTERNATIONAL

Now
Available!

The Bound Collection (2001–2005) Limited Edition

The Bound Collection (2001–2005) includes copies of all *Forum* issues from January/February 2001–November/December 2005. This limited edition publication is enclosed in a beautiful royal blue faux leather hard cover with silver inlay lettering, a complement to any library. This compilation of the *Hair Transplant Forum International* publication has a limited number of available copies. Purchase yours today!

The Bound Collection is now available to current members in good standing.

For an order form, access the “Members Only” section of the ISHRS website at www.ishrs.org

Pricing Information: ISHRS Member Cost — \$125.00 (plus shipping and handling)



ISHRS Regional Workshop

Asian Hair Surgery Workshop

Hosted by Kenichiro Imagawa, MD

When:

March 30–April 1, 2007

Where:

Yokohama, Japan

Cost:

\$1,500 USD for ISHRS members;
\$1,800 USD for non-members
Limited to 30 physicians

For more information:

Contact Dr. Imagawa's office
E mail: dr@yokobikai.or.jp
Telephone: 81-45-311-8811
Fax: 81-45-312-8866

Overview:

This three-day workshop will include lectures by the tops in Asian hair surgery with live surgery demonstrations.

Presenters:

This workshop will be hosted by Kenichiro Imagawa MD with the following faculty:

- Damkerng Pathomvanich, MD
- Jerry Wong, MD
- Sungjoo Tommy Hwang, MD
- Paul C. Cotterill, MD

The complete program with registration form will be e-mailed to ISHRS members in January.

This regional workshop will contribute to the subject of **Hair Transplantation in the Asians**, and take a close look at the following: the differences among Asian and Caucasian hair, hairline design, donor harvesting and closure, grafts cutting and insertion.

Sponsored by the International Society of Hair Restoration Surgery



2007 - Live Surgery Workshop XIII

Hosted by Matt L. Leavitt, DO

Visit the Annual Live Workshop Information Desk in San Diego to obtain details and to register for the Live Workshop! Located in the Upper Grande Hall Foyer (at the entrance of the General Session).

TOPPIK™

MAKES THINNING HAIR LOOK FULL AND NATURAL IN 30 SECONDS

Toppik fibers are pure keratin, colored to match the 8 most common hair colors (black, dark brown, medium brown, light brown, auburn, blonde, gray & white). You simply hold the Toppik container over the thinning area and shake it in. In seconds, the fibers combine with the patient's remaining hairs to give the undetectable appearance of a fuller head of hair.

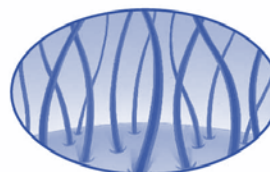
Toppik resists wind, rain and perspiration. It is totally compatible with all topical treatments for hair loss. And Toppik is ideal in conjunction with hair transplant surgery, as it effectively conceals any post-operative thinning.



BEFORE



AFTER



All 8 colors

Black, Dark Brown, Medium Brown, Light Brown,
Auburn, Blond, Gray and White.

To request a
FREE!
TESTER KIT

Phone: 888-221-7171
For international calls dial,
203-221-7171
Fax: 203-226-2369
info@toppik.com
www.toppik.com

Spencer Forrest, Inc.
64 Post Road West
Westport CT 06880

www.ISHRS.org

**Do you know what the
ISHRS website has to
offer? Check it out.**

Go to www.ISHRS.org.



The ISHRS Website Committee has been hard at work enhancing our Society's site. The number of visitors is increasing each month as a direct result of our marketing campaign and greater awareness of www.ISHRS.org.

The ISHRS website is the leading unbiased, peer-reviewed site on hair loss and restoration. It is a tremendous resource for patients and physicians. There is a large bank of educational articles for patients on the many aspects of HRS.

The **Find a Doctor** database search has been enhanced to allow patients to search by a variety of variables including geographic region, doctor's last name, and technique/procedure. Physician members can now easily edit their Physician Profile via an administrative interface in the Members Only section of site.

The **Members Only** section includes information about our Regional Workshops Program, Research Grants program, lists of past award winners, Member Recognition program, information about fellowship opportunities, ISHRS position papers, and the Bylaws and Code of Ethics. It includes expertly written content in an easy to access Word format that as a member you are eligible to use for your patient pamphlets and website.

The Members Only section also includes a searchable database of members of the **Surgical Assistants Auxiliary**, the ISHRS Members Only logo reserved exclusively for members of the ISHRS, the latest Membership Directory as a PDF, access to discounts for

textbooks, access to the interface to edit or add your Physician Profile, and more.

The **Calendar of Events** is a valuable resource which lists hair meetings around the world. Visit the **Annual Meeting** section which includes constantly updated information as it becomes available.

- **The Forum Online Archives** – A searchable database of articles from past and current issues of the Forum. Search by author, keyword, volume, category, or a combination of the above.

**EXCLUSIVELY
FOR MEMBERS**

- **Enhanced Patient Stories section.** The Patient Stories page is one of the most popular sections visited. We encourage you to talk with your patients about submitting their hair loss and restoration stories and before and after photos. You will be listed as their surgeon with a link to your Physician Profile page.

- **Media Center** – A section of our website devoted specifically to the media which will include the latest statistics and trends in HRS, information about the ISHRS, and press releases.

- **Ask the Experts** – A feature whereby members can ask their "expert" colleagues questions via e-mail about various hair restoration surgery topics and cases.

**EXCLUSIVELY
FOR MEMBERS**

What can you do to help promote www.ISHRS.org?

In order to better promote our profession, it is important to increase our visibility on the Web and with the search engines, including that of the ISHRS website. One easy way of increasing our visibility on the Web is by placing a search-relevant text link on your website.

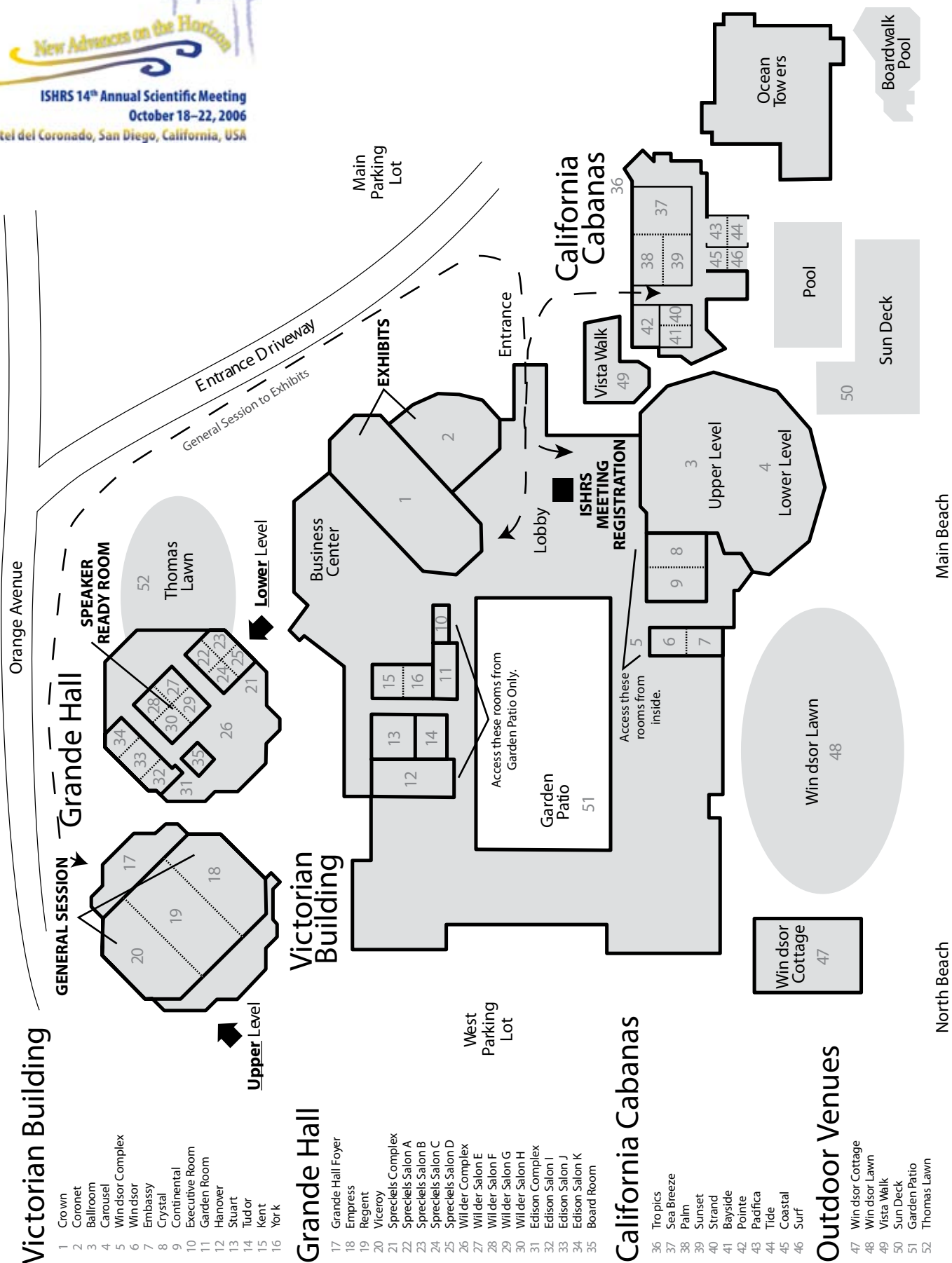
You are encouraged to add a link on your website to the ISHRS website. For those of you that already have such a link, you are encouraged to update the ISHRS link to be more "search-rel-

evant", which means using words in the clickable part of the link that are relevant to our industry.


How to Link to the ISHRS Website Effectively

To make it easy for you, go to <http://www.ishrs.org/ishrs-links.htm#link-to-us>, select the link you want to place on your site, and then ask your webmaster to copy-and-paste the applicable link code to your web page. This will take visitors to the home page of the ISHRS website.

Hotel Floor Plan



Save the date!



ISHRS 15th Annual Scientific Meeting

September 26-30, 2007

The Venetian, Las Vegas, Nevada, USA

Interested in presenting a paper?

The Call for Abstracts will go out in December. Stay tuned for deadlines!



International Society of Hair Restoration Surgery

13 South 2nd Street

Geneva, IL 60134 USA

Phone: 630-262-5399 or 800-444-2737

Fax: 630-262-1520

E-mail: info@ishrs.org • Website: www.ISHRS.org