

FINAL PROGRAM GUIDE

SEAPORT HOTEL & WORLD TRADE CENTER

BOSTON ★ 2010

MASSACHUSETTS USA OCTOBER 20-24

18TH ANNUAL SCIENTIFIC MEETING

Revolution & Evolution

Advances in Hair Restoration: Revolutionary Concepts and Evolutionary Techniques



2010 ANNUAL SCIENTIFIC MEETING COMMITTEE

Paul J. McAndrews, MD, *Chair*

Robert P. Niedbalski, DO
Basics Course Chair

Ricardo Mejia, MD
Basics Course Co-Chair

Sungjoo Tommy Hwang, MD, PhD
Board Review Course Chair

Glenn M. Charles, DO
Board Review Course Co-Chair

Ivan S. Cohen, MD
Workshops Chair

Mark S. Di Stefano, MD
Live Patient Viewing Chair

Nicole E. Rogers, MD

Ken J. Washenik, MD, PhD
Immediate Past-Chair

Laureen Gorham, RN
Surgical Assistants Chair

Robert T. Leonard, Jr., DO
Newcomers Program Chair



THANK YOU

BOSTON ☆ 2010

The ISHRS gratefully acknowledges



for its generous support of the printing of
this program book

Disclaimer

Registrants understand that the material presented at the Annual Meeting has been made available under sponsorship of the International Society of Hair Restoration Surgery (ISHRS) for educational purposes only. This material is not intended to represent the only, nor necessarily the best, method or procedure appropriate for the medical situations discussed, but rather is intended to present an approach, view, statement or opinion of the faculty which may be of interest to others. As an educational organization, the ISHRS does not specifically approve, promote or accept the opinions, ideas, procedures, medications or devices presented in any paper, poster, discussion, forum or panel at the Annual Meeting. Registrants waive any claim against ISHRS arising out of information presented in this course.

Registrants understand and acknowledge that volunteer patients have been asked to participate in the Annual Meeting sessions for educational and training purposes. Registrants shall keep confidential the identity of, and any information received during the Annual Meeting regarding, such volunteer patients.

Registrants further understand and agree that they cannot reproduce in any manner, including, without limitation, photographs, audiotapes and videotapes, the Annual Meeting sessions. All property rights in the material presented, including common law copyright, are expressly reserved to

the presenter or to the ISHRS. The sessions may be audio, videotaped, or photographed by the ISHRS.

Registrants also understand that operating rooms and health care facilities present inherent dangers. Registrants shall adhere to universal precautions during any Course, Workshop, or Session that they attend that may utilize cadaveric specimens, cadaveric material or sharps, and that any contact they may have with cadaveric specimens or cadaveric material shall conform to all proper medical practices and procedures for the treatment of patients for whom no medical history is available. In the event that one incurs a needle stick injury, cut, or other exposure to blood borne pathogens, the person shall immediately notify the Course, Workshop, or Session Director and the ISHRS and take such other follow-up measures as deemed appropriate.

By attending this program, in no way does it suggest that participants are trained and/or certified in the discipline of hair restoration surgery.

All speakers, topics, and schedules are subject to change without prior notification and will not be considered reasons for refund requests.

Registrants agree to abide by all policies and procedures of the ISHRS. Registrants waive any claim against ISHRS for injury or other damage resulting in any way from course participation.



Message from the Program Chair

Dear Colleagues:

Welcome to the 18th Annual Scientific Meeting of the ISHRS! This year's theme, "Revolution & Evolution – Advances in Hair Restoration: Revolutionary Concepts and Evolutionary Techniques" is perfect considering the revolutionary history of Boston.

True to our theme, this year's meeting will build on the most popular elements of the meetings of

the last few years including the enhanced accessibility of the video surgical theater, additional use of panel discussions/debates on controversial topics with extended periods for audience involvement, distinguished invited guest speakers, and the popular Saturday afternoon live patient viewing session. Topics will range from cutting edge medical and basic research topics to all aspects of the core surgical competencies that have advanced hair restoration to the degrees of excellence that our field has achieved to date.

The meeting will be an interactive experience for attendees with the use of our Audience Response System which will enable the moderators of select sessions and panels to query the audience for impromptu surveys before and after topics are presented and debated. We have allotted ample time for audience participation with Q&A following each section. We also brought back "Open Mic" where experts on the panel will field questions on any subject the audience would like.

I encourage you to participate to get the most of this meeting: step up to the microphone to ask a question, talk with your colleagues during the breaks, and take advantage of the Breakfast with the Experts.

This year's meeting promises to be a particularly enjoyable and productive exchange of scientific and surgical information and techniques. Thank you for being here.

Best regards,

Paul J. McAndrews, MD, Chair
2010 Annual Scientific Meeting



Message from the President

Dear Colleagues,

Welcome to Boston, one of the most historic U.S. cities. The first college in the U.S., Harvard, was founded in 1636, shortly after Boston's settlement. While the pursuit of religious freedom played

an important role in early Boston life, the Puritan values of hard work, morality, and education remain a part of Boston culture. The Revolutionary War for independence from the British was dramatically born in Boston Harbor, only a "stone's throw" from the Seaport Hotel and World Trade Center, site of our meeting.

Dr. Paul McAndrews, this year's Program Chair, and the entire Annual Scientific Meeting Committee has put together a fantastic learning experience to the theme of "Revolution and Evolution." The Committee received the most abstracts ever submitted, and selection of these abstracts was a formidable endeavor. While the Annual Scientific Meeting is the crown jewel of ISHRS efforts, many educational programs have been organized throughout the year, thanks to the dedication of our membership and administrative staff. In 2010, we sponsored or collaborate in four regional workshops in Orlando, Houston, Bangkok, and St. Louis. The ISHRS website has had a face-lift, and the committee is working on developing an interactive discussion forum for our members to rapidly share ideas and assist each other in patient management and technical issues. A new series of on-demand webinars is being planned and will include such topics as biotech update, advanced transplant principles, complications, social media options in your practice, and dermatology for transplant surgeons. Under the direction of Dr. Jennifer Martinick and with contributions from many members, resource materials for physician use to train surgical assistants has been completed. This was an onerous task, and their efforts are to be congratulated.

Finally, the Annual Scientific Meeting is an opportunity to make new friends and get re-acquainted with old colleagues. The backdrop of Boston Harbor will complement our social programs. It has been an honor to serve as your President. Welcome to Boston!

Warmest regards,

Edwin S. Epstein, MD, President
International Society of Hair Restoration Surgery

Table of Contents

General Information	2-6
Program-at-a-Glance & Room Assignments	7-8
Meeting Space Floor Plan	9
Day-By-Day Program	10-21
VIP Lounge	11
Welcome Reception	13
President's AGF Reception	17
Gala Dinner/Dance	19
Featured Guest Speakers	22
Poster Presentations	23
Extra Courses & Lunch Symposia	24-32
List of Faculty	33
Exhibits, Internet Café	35-39
Optional Tours and Excursions	40-41
Registration Categories and Fees	42
Miscellaneous	43-44
Evaluation Surveys	45-51

CONTINUING MEDICAL EDUCATION (CME) CREDIT

The International Society of Hair Restoration Surgery is accredited by the Accreditation Council for Continuing Medical Education (ACCME) to provide continuing medical education for physicians.

The International Society of Hair Restoration Surgery designates this educational activity for a maximum of 40.50 AMA PRA Category 1 Credits™. Physicians should only claim credit commensurate with the extent of their participation in the activity.

The International Society of Hair Restoration Surgery Annual Scientific Meeting (Program #611100) is recognized by the American Academy of Dermatology for 40.50 AAD Recognized Category 1 CME Credits and may be used toward the American Academy of Dermatology's Continuing Medical Education Award.

CONTINUING MEDICAL EDUCATION MISSION STATEMENT

CME Purpose The purpose of the International Society of Hair Restoration Surgery's (ISHRS) CME program is to meet the educational needs of its members and close the gap that exists between current and best practices by providing practice-oriented, scientifically-based educational activities that will maintain and advance skills and knowledge as well as promote lifelong learning for its members. CME activities will result in improvement of physician competence and performance in practice.

Content Areas The curriculum of the ISHRS's CME program includes but is not limited to hair transplantation, alopecia reduction surgery, hair biology and physiology, congenital and acquired alopecias, other hair and scalp related ancillary procedures and disorders, and risk and practice management. (ISHRS Core Curriculum of Hair Restoration Surgery and Core Competencies of Hair Restoration Surgery). Content is determined by the integration of various sources of needs, including gaps in knowledge and/or performance of hair restoration surgeons, national guidelines, emerging research, and expert opinion.

Target Audiences The target audiences of the ISHRS are as follows:

- The primary target audience is its physician members with varying medical specialty backgrounds from around the world.
- Secondary audiences for the CME program include non-member physicians, as well as residents, nurses, surgical assistants, and other allied health personnel.

The ISHRS recognizes the importance of and encourages international and interdisciplinary exchange of medical knowledge and practice through calls for papers and invitations to interdisciplinary and international speakers with special expertise.

Types of Activities The activities that support the CME mission are diverse and multifaceted in order to provide multiple approaches for knowledge acquisition. CME offerings include the following:

- Annual Meeting, which may include didactic and hands-on courses, live surgery workshops, seminars, scientific sessions, and poster presentations.
- Other activities include regional live surgery and didactic workshops, enduring materials, and Internet CME.

All CME activities will be cost-effective and will meet the criteria for continuing medical education of the ACCME and the AMA Physician's Recognition Award.

DermoTherap[®] Gun

The most revolutionary invention since the appearance of mesotherapy guns.



Due to the technologically important developments incorporated into the DermoTherap Gun, its convenient value and wide range of applications, it is the most revolutionary invention since the introduction of the mesotherapy guns.

Avda. Elcano 3030 - C1426EJO / CABA / Argentina
Tel.: (54-11) 4556-1570 / 4553-1962
www.dermotherap.com / info@dermotherap.com

Expected Results The CME program will result in improved performance in practice (such as surgical skills) and competence (medical knowledge and ability) among its participants. All participants will be expected to provide written feedback following all educational activities, and the CME Committee will rely on this feedback as well as other methods to assess the effectiveness of educational efforts and direct changes in its CME Program.

Learning Objectives Within this program learning objectives are listed within the Day-by-Day program for each segment of the General Session. Course learning objectives are listed by their descriptions.

Corporate Support

The ISHRS gratefully acknowledges the following corporate supporters of its 18th Annual Scientific Meeting for their generosity.

PLATINUM**SILVER**

BOSLEY

HAIRCLUB
MEDICAL GROUP

IN-KIND

IMAGING EXCELLENCE FROM
CANFIELD

GOLD

Johnson & Johnson

HEALTHCARE PRODUCTS
 DIVISION OF McNEIL-PPC, INC.



Ellis
 Instruments, Inc.

P&G beauty & grooming

MICRO-VID

Rogaine®



Use as Directed.

EXCLUSIVE FOAM FORMULATION

Real Results. Enhanced Compliance.

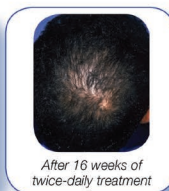
Visible results after 16 weeks of twice-daily use^{*1}

93% of men rated scalp coverage as “improved” or “stayed the same” after 16 weeks

Examples of a good response.



Before treatment



After 16 weeks of twice-daily treatment



Before treatment



After 16 weeks of twice-daily treatment

Not everyone responds to ROGAINE®. Individual results vary.

A tolerability and aesthetic profile that **supports compliance**

- Does not contain propylene glycol, a potential cause of irritation
- Quick drying, non-greasy, non-sticky
- 9 out of 10 men liked applying Foam²

^{*}In a clinical study (N=352) of twice-daily use of Men's ROGAINE® Foam vs placebo.

1. Data on file. McNEIL-PPC, Inc. 2. In an in-home use test (n=300).

© McNEIL-PPC, Inc. 2010

www.ROGAINE.com

HOTEL INFORMATION

The Seaport Hotel & World Trade Center
One Seaport Lane
Boston, Massachusetts 02210, USA
Tel: 617-385-4000 or 800-440-3318
Fax: 617-385-4001
Concierge: 617-385-4500
General inquiry e-mail address: info@seaportboston.com
www.seaportboston.com

VIDEO, PHOTOGRAPHY & AUDIO RECORDING POLICY

Video recording and/or photography are prohibited in all educational sessions. Under no circumstances are video, digital or still cameras to be utilized in the educational sessions. Violators will have their cameras/equipment confiscated until the end of the meeting on Sunday. Audio recording for personal use only is permitted (i.e., for gathering information and NOT for rebroadcast or reproduction). Photography of scientific material is prohibited. **The only exception to the photography policy are photos taken by the official ISHRS photographers for purposes of use in ISHRS publications.**

CELLULAR PHONE/PAGER POLICY

The use of cellular phones and pagers in the General Session, Workshop and Course rooms is prohibited. Attendees must either turn off or vibrate cellular phones and pagers.

CANCELLATION/REFUND POLICY

Registration fees, less a \$50.00 administration fee, will be refunded upon written notice of cancellation to the ISHRS office received on or before September 20, 2010. After September 20, 2010, there will be no refund of

fees for cancellation or for lack of attendance without notification. It is your responsibility to ensure that your cancellation request has been received by the ISHRS headquarters office. "No shows" who have not pre-paid will be invoiced for the total registration fee.

Those who have registered and are unable to attend due to difficulties in obtaining a visa must notify the Society HQ prior to the start of the meeting. No refunds will be issued for lack of notification prior to the start of the meeting.

SPEAKER DISCLOSURES OF CONFLICTS OF INTEREST

All presenters are required to verbally disclose at the podium (or indicate on poster presentations) as well as complete a form disclosing relevant grants or other financial support; consultancies; organizational affiliations; family; departmental or personal financial involvement; patent rights; and other relevant conflicts of interest pertaining to their topic. Such disclosures are also published in the Abstract Book provided onsite at the meeting. The ISHRS follows its approved Policy on Collection and Resolution of Conflicts of Interest (COI) for all presenters and planners.

OBTAINING CME CREDITS & CERTIFICATES

Physicians will receive in their registration packets a form called "CME Credit Claim Form." Physicians should indicate the number of CME hours they are claiming on this form and turn-in the white copy (top copy) to a collection box located near the Registration Desk. Keep the pink copy (bottom copy) for your files. Appropriate credit for attendance should be ascertained and reported by individual physicians to the particular state or medical society to which he/she belongs.

AAD Members – For those that subscribe to the American Academy of Dermatology (AAD) Transcript Program, you must submit an attendance validation "Green Card". We will mail your green card to the AAD after the meeting. If you did not bring a Green Card with to this meeting, you may mail it directly to the AAD when you return.

Physicians will receive a personalized Certificate of Attendance for CME **mailed after the meeting**. Physicians will only receive a CME certificate if the CME Credits Claimed Form is completed. Ancillary staff will receive a Certificate of Attendance mailed after the meeting.

EVALUATION SURVEYS

The CME Committee and Annual Meeting Committee kindly request that you complete the evaluation surveys for each workshop, course and general session that you attend. Your feedback is very valuable to us! We make changes to the program and faculty based on your comments so we may continually improve the Annual Meeting. **Each day we are raffling a certificate worth \$100.00 (USD) off of an ISHRS meeting held in the next 2 years** for those that turn in their completed General Session evaluation surveys. An online Overall Evaluation survey will be conducted the week after the meeting in which a link and passcode will be e-mailed to each attendee. The questions on the Overall Evaluation will be different than on the session evaluations, so we ask that you complete the paper forms at the meeting and the online form after the meeting. Thank you for your participation.

OFFICIAL LANGUAGE AND SIMULTANEOUS INTERPRETATION

The official language of the International Society for Hair Restoration Surgery's 18th Annual Scientific Meeting is English. There will be no simultaneous interpretation offered this year.

PERSONS WITH DISABILITIES

The ISHRS fully complies with the legal requirements of the Americans with Disabilities Act (ADA) and the rules and regulations thereof. If any participant in this educational activity is in need of support services, please notify the headquarters office at 630-262-5399 or info@ishrs.org as soon as possible, and preferably before September 29, 2010.




"We have more surgical facilities than any other hair transplant provider in North America."

*Dr. Jonathan Gaffney,
Medical Group Director*

**Visit www.HairClub.com
for more information.**

©2010 Hair Club Medical Group™ is a network of hair transplant physicians whose practices are managed by Hair Club®. Results may vary.

See Below Skin's Surface

Visualization System for Dermatology & Aesthetic Procedures

- Vascular Laser
- Sclerotherapy
- Hair Removal /
Transplantation
- Resurfacing
- General Dermatology
Procedures / Surgeries
- Botox/ Fillers



Accurate Analysis Effective Treatment

- Polarized Illumination with
Changeable Magnification
- See approximately 1mm
below Skin Surface
- Enhanced Subsurface Viewing
- Eliminate Surface Glare
- Reduce Eye Strain & Fatigue
- Increased Accuracy
- Reduce Procedure Time

Visit us at
ISHRS Booth #60

Light So Unique, It Must Be Experienced

Syris[™]
Scientific

Toll-Free: 800.714.1374
207.657.7050
www.syrisscientific.com

TICKETS FOR RECEPTIONS AND MEALS

Tickets are not required for the following:

- **Wednesday Surgical Assistants Luncheon.** This is included in the surgical assistants registration fee. However, you must register for this program during the registration process.
- **Thursday Lunch Symposia.** This is included with the main registration fee, except for exhibitors. However, you must register for the symposium of your choice during the registration process.
- **Thursday Welcome Reception.** All registrants and their spouses/guests are welcome to attend.
- **Friday Annual Business Meeting Luncheon.** This is included with the main registration fee, except for exhibitors.

Tickets are required for the following:

- **Wednesday Basics Course Lunch**
- **Wednesday Board Review Course Lunch**
- **Friday President's Annual Giving Fund Reception**
- **Saturday Gala Dinner/Dance**

MEETING ATTIRE

Suggested attire throughout each meeting session and social activity is business attire, except for the Gala. Attire at the Saturday evening Gala Dinner/Dance is black tie, or if you prefer, as a tradition of the ISHRS, you may wear a costume reflective of your native country.

HELP WANTED

Hair Transplant Technician and/or Manager

New practice in Tampa Bay,
Florida, is looking for a
Hair Transplant Tech
and/or Manager with at least
2 years of experience.

Bonus and assured
compensation.

Email:

dhaliwalg@yahoo.com

ISHRS ADMINISTRATION**EXECUTIVE DIRECTOR & CME DIRECTOR**

Victoria Ceh, MPA,
Medical Society Management, Inc.

**HQ & ADMINISTRATIVE MANAGER,
REGISTRATION MANAGER**

Kimberly Miller,
Technical Registration Experts, Inc.

MEETING & EXHIBITS MANAGER

Jule Uddfolk, CMP,
Meeting Management Solutions, Inc

PROGRAM MANAGER

Melanie Stancampiano, independent

FINANCE, ACCOUNTING, INVESTMENTS

Patrick Melvin, CPA,
Desmond & Ahern, Ltd.

Lori Soldat, CPA,
Desmond & Ahern, Ltd.

Melinda Urbas, CPA,
Desmond & Ahern, Ltd.

Daniel Pepoon, Merrill Lynch

MEMBERSHIP MANAGER, REGISTRAR

Liz Rice-Conboy,
Technical Registration Experts, Inc.

MEMBERSHIP ASSISTANT, REGISTRAR

Katie Masini,
Technical Registration Experts, Inc.

**DATABASE & TECHNICAL SUPPORT,
REGISTRAR**

Jeffrey Miller,
Technical Registration Experts, Inc.

**MANAGING EDITOR AND ADVERTISING
SALES, FORUM**

Cheryl Duckler, independent

PR CONSULTANT

Karen Sideris, K Communications, Inc.

GRAPHIC DESIGNER

Dawn Holler Wisher, New Day Creative

WEBMASTER & SEO CONSULTANT

Edwin Lap, eVisibility, Inc.
Fumi Matsubara, eVisibility, Inc.

**IF YOU HAVE ANY QUESTIONS
OR FOR MORE INFORMATION
CONTACT:****International Society of Hair
Restoration Surgery**

303 West State Street
Geneva, IL 60134 USA

Tel: 630-262-5399

U.S. Domestic Tollfree:
800-444-2737

Fax: 630-262-1520

E-mail: info@ishrs.org

www.ISHRS.org

2010 ANNUAL SCIENTIFIC MEETING COMMITTEE

Paul J. McAndrews, MD, *Chair*

Robert P. Niedbalski, DO, *Basics Course Chair*

Ricardo Mejia, MD, *Basics Course Co-Chair*

Sungjoo Tommy Hwang, MD, PhD, *Board Review Course Chair*

Glenn M. Charles, DO, *Board Review Course Co-Chair*

Ivan S. Cohen, MD, *Workshops Chair*

Mark S. Di Stefano, MD, *Live Patient Viewing Chair*

Nicole E. Rogers, MD

Ken J. Washenik, MD, PhD, *Immediate Past-Chair*

Laureen Gorham, RN, *Surgical Assistants Chair*

NEWCOMERS PROGRAM CHAIR

Robert T. Leonard, Jr., DO

CME COMMITTEE

Paul C. Cotterill, MD, *Chair*

Glenn M. Charles, DO, *2010 Board Review Course Co-Chair*

Ivan S. Cohen, MD, *2010 Workshops Chair*

Mark S. Di Stefano, MD, *2010 Live Patient Viewing Chair*

Laureen Gorham, RN, *2010 Surgical Assistants Chair*

Robert S. Haber, MD

James A. Harris, MD, *Webinars Chair*

Sungjoo Tommy Hwang, MD, PhD,

2010 Board Review Course Chair

Francisco Jimenez, MD

Sharon A. Keene, MD

Matt L. Leavitt, DO, *Live Surgery Workshop Cmt Chair*

Melvin L. Mayer, MD

Paul J. McAndrews, MD, *2010 ASM Chair*

Ricardo Mejia, MD, *2010 Basics Course Co-Chair*

Robert P. Niedbalski, DO, *2010 Basics Course Chair*

Carlos J. Puig, DO

Nicole E. Rogers, MD, *2010 ASM Cmt*

Cam Simmons, MD

Ken J. Washenik, MD, PhD, *Immediate Past-Program Chair*

**2009-2010 ISHRS OFFICERS AND
BOARD OF GOVERNORS****PRESIDENT**

Edwin S. Epstein, MD
Virginia Beach, VA, USA
Michael L. Beehner, MD
Saratoga Springs, NY, USA
Vincenzo Gambino, MD
Milan, Italy

VICE PRESIDENT

Jerry E. Cooley, MD
Charlotte, NC, USA
John D. N. Gillespie, MD
Calgary, Alberta, Canada

Alex Ginzburg, MD
Tel Aviv, Israel

Robert S. Haber, MD
Cleveland, OH, USA

Sharon A. Keene, MD
Tucson, AZ, USA

Jerzy R. Kolasinski, MD, PhD
Swarzedz, Poland

Robert T. Leonard, Jr., DO
Cranston, RI, USA

Bernard P. Nusbaum, MD
Miami, FL, USA

Arthur Tykocinski, MD
Sao Paulo, Brazil

**SURGICAL ASSISTANTS
REPRESENTATIVE TO THE BOARD
(NON-VOTING):**
Emina Karamanovski
Plano, TX, USA

**FUTURE
ISHRS ANNUAL SCIENTIFIC MEETINGS****19TH ANNUAL SCIENTIFIC MEETING**

September 14-18, 2011

Dena'ina Convention Center & Captain Cook Hotel
Anchorage, Alaska, USA

20TH ANNUAL SCIENTIFIC MEETING

October 17-21, 2012

Atlantis

Paradise Island, The Bahamas

21ST ANNUAL SCIENTIFIC MEETING

October 23-27, 2013

Hyatt Regency San Francisco
San Francisco, California, USA

RULES AND PROPER ETIQUETTE

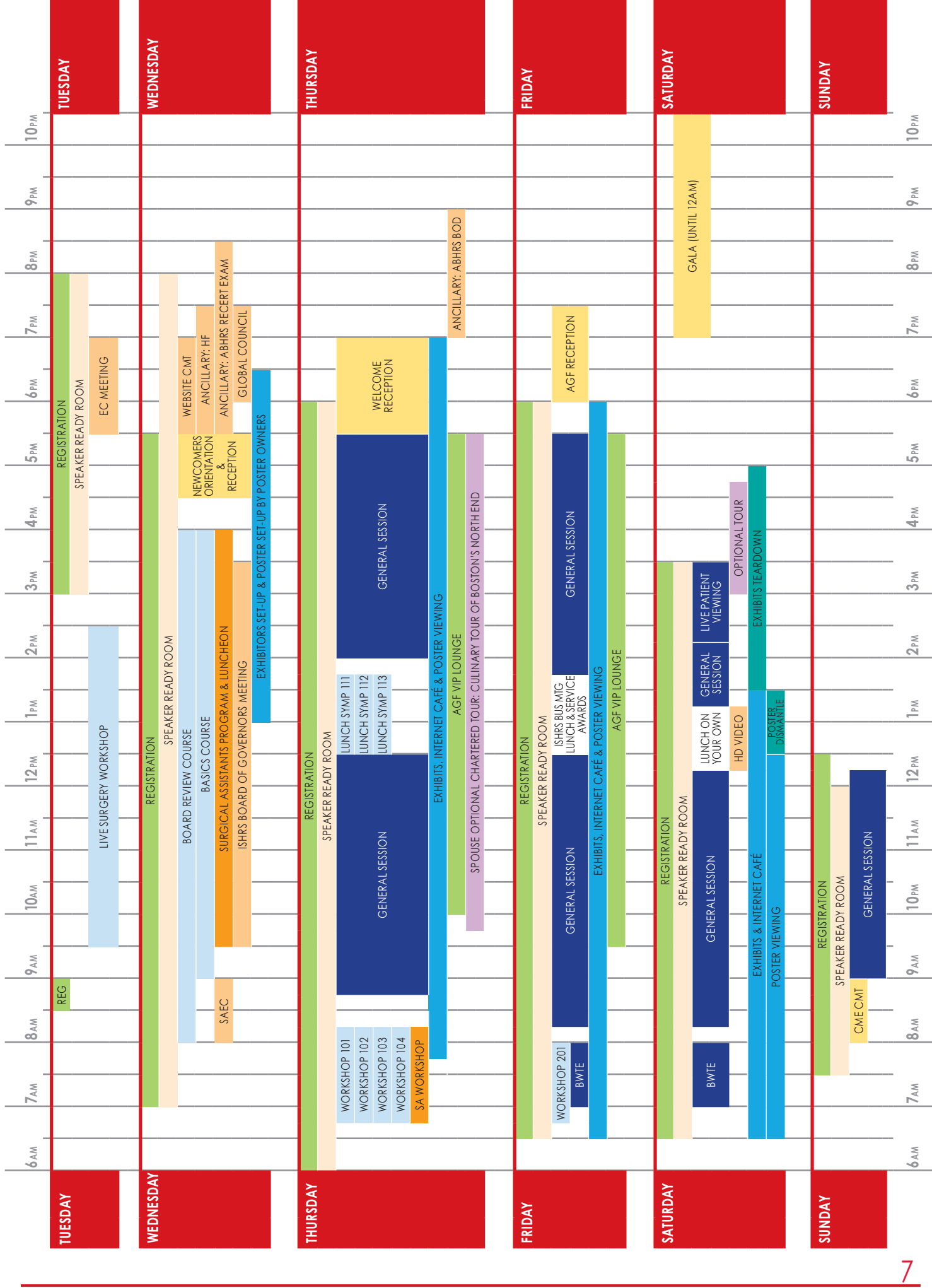
The Annual Scientific Meeting is an educational activity. Attendees are expected to maintain professional etiquette and extend proper courtesies. Inappropriate behaviors will not be condoned. The meeting should not be used as an opportunity for solicitation of other physicians' staff or other unethical, inappropriate, and distasteful activities. It may seem obvious, but it is inappropriate and rude to make negative or soliciting comments to the live patients in the various sessions. Negative or disparaging comments about a patient's results to the patient are offensive, psychologically hurtful, and violate our ethical commitment to "do no harm." Patients who agree to show their postoperative results, as well as the doctors who bring them, deserve our respect and support for their willingness to subject their results to scrutiny and contribute to our learning experience.

Soliciting business in the meeting rooms or meeting area hallways is prohibited. Only registered exhibitors, in the Exhibit Hall, may solicit business. There will be no distribution of handouts, flyers or promotional items other than the official Abstract Book and workshop/course handouts, or other than exhibitor items in the exhibit hall. Any handout or flyer intended for the handout table by the registration desk must be pre-approved by the ISHRS Executive Director. Any unapproved handouts will be removed and discarded. Inappropriate postings on the message boards will be removed and discarded. Inappropriate postings on the message boards will be removed and discarded.

It is vital for the doctors to discuss their complications and show patient photos. Public disclosure of a specific doctor's complications or patients is prohibited. There are ongoing debates in any field of evolving science, and disagreement between professionals is expected. However, inflammatory or inappropriate criticism of any specific ISHRS doctor's or assistant's lecture that has been made in good faith and according to the ethical standards of our Society is prohibited.

The timing of any private social functions must be approved by the ISHRS.

The purpose of these guidelines is not to suppress free speech or to conceal items from the public; rather, it is to encourage a free exchange among doctors without worries that anything said or done will be used against them by a competitor. All doctors have complications at various times, but it takes a special form of integrity to discuss them before a large group of colleagues. By the same token, we understand that most of the non-medical promotional professionals in our field provide a helpful public service while pursuing their business interests. We hope this communication between us will be on a high professional level that will benefit both the field and the patients.



ALL ROOMS IN THE WORLD TRADE CENTER (WTC) UNLESS SPECIFIED

TUESDAY ★ OCTOBER 19, 2010

8:30AM-9:00AM	Special Registration for the Live Surgery Workshop Only Seaport <u>Hotel</u> Lobby
9:30AM-2:30PM	Live Surgery Workshop (ticket required) Offsite at Bosley Boston office. Coach loads at 9:00AM at Seaport <u>Hotel</u> main entrance and departs at 9:15AM promptly.
3:00PM-8:00PM	Registration Atrium Lobby (Plaza Level, WTC)
3:00PM-8:00PM	Speaker Ready Room Cambridge 1 (Harbor Level, WTC)

WEDNESDAY ★ OCTOBER 20, 2010

7:00AM-5:30PM	Registration Atrium Lobby (Plaza Level, WTC)
7:00AM-8:00PM	Speaker Ready Room Cambridge 1 (Harbor Level, WTC)
8:00AM-4:00PM	Board Review Course (ticket required) Harborview Ballroom 3 (Plaza Level, WTC)
9:00AM-4:00PM	Basics Course (ticket required) Waterfront Ballroom 2 (Harbor Level, WTC)
9:30AM-4:00PM	Surgical Assistants Luncheon & Program Cityview Ballroom (Plaza Level, WTC)
9:30AM-3:30PM	ISHRS Board of Governors Meeting (invitation only) Skyline Room (Plaza Level, WTC)
1:00PM-7:00PM	Exhibit Set-up Commonwealth Hall DE (Harbor Level, WTC)
1:00PM-7:00PM	Posters Set-up Commonwealth Hall C (Harbor Level, WTC)
4:30PM-5:30PM	Newcomers Orientation & Reception Harborview Ballroom 1 (Plaza Level, WTC)
5:30PM-7:30PM	Ancillary Meeting: Hair Foundation Meeting (invitation only) Federal Complex (Mezzanine Level, WTC)
5:30PM-8:30PM	Ancillary Meeting: ABHRS Recertification Exam Back Bay Complex (Mezzanine Level, WTC)
6:00PM-7:30PM	Global Council Meeting (invitation only) Skyline Room (Plaza Level, WTC)

THURSDAY ★ OCTOBER 21, 2010

6:00AM-6:00PM	Registration Atrium Lobby (Plaza Level, WTC)
6:00AM-6:00PM	Speaker Ready Room Cambridge 1 (Harbor Level, WTC)
6:45AM-8:15AM	Workshops (ticket required, all in WTC) 101: Beginning FUE – Waterfront Ballroom 1A (Harbor Level) 102: Recipient Sites – Cityview Ballroom 2 (Plaza Level) 103: Painless Anesthesia Techniques – Harborview Ballroom 1 (Plaza Level) 104: Pearls for Maximizing Graft Survival & Avoiding Poor Growth – Cityview Ballroom 1 (Plaza Level) 405: Surgical Assistants Dissecting & Implanting Workshop – Waterfront Ballroom 2 (Harbor Level)
7:45AM-9:00AM	Continental Breakfast in the Exhibit Hall Commonwealth Hall DE (Harbor Level, WTC. The most direct entry is through the Seaport Blvd. door, street level.)
7:45AM-7:00PM	Exhibits & Internet Café Commonwealth Hall DE (Harbor Level, WTC. You may also enter the WTC through the Seaport Blvd. door on the street level starting today.)
7:45AM-7:00PM	Poster Viewing Commonwealth Hall C (Harbor Level, WTC)
8:45AM-5:30PM	General Session Commonwealth Hall AB (Harbor Level, WTC. You may enter through the Atrium Lobby on Plaza Level or through the Seaport Blvd. door on street level, going through the Exhibit Hall.)
9:45AM-5:30PM	Optional ISHRS Chartered Tour: Culinary Tour of Boston's North End (ticket required) Meet in Seaport Hotel Lobby at 9:45AM to meet tour guide. Reminder: this is a walking tour.
10:00AM-5:30PM	Annual Giving Fund VIP Lounge Commonwealth Hall C (Harbor Level, WTC)
10:40AM-11:10AM	Coffee Break (in the Exhibit Hall) Commonwealth Hall DE (Harbor Level, WTC)
12:30PM-1:45PM	Lunch Symposia (All in WTC) 111: Powered FUE – Harborview Ballroom (Plaza Level) 112: Roving Mic on Complications – Cityview Ballroom 1 (Plaza Level) 113: Going Viral: Social Media – Cityview Ballroom 2 (Plaza Level)
4:00PM-4:30PM	Coffee Break (in the Exhibit Hall) Commonwealth Hall DE (Harbor Level, WTC)
5:30PM-7:00PM	Welcome Reception (in the Exhibit Hall) Commonwealth Hall DE (Harbor Level, WTC)
7:00PM-9:00PM	Ancillary Meeting: ABHRS Board of Directors Meeting (invitation only) Back Bay Complex (Mezzanine Level, WTC)

FRIDAY ★ OCTOBER 22, 2010

6:30AM-6:00PM	Registration Atrium Lobby (Plaza Level, WTC)
6:30AM-6:00PM	Speaker Ready Room Cambridge 1 (Harbor Level, WTC)
6:30AM-8:30AM	Continental Breakfast in the Exhibit Hall Commonwealth Hall DE (Harbor Level, WTC)
6:30AM-6:00PM	Exhibits & Internet Café Commonwealth Hall DE (Harbor Level, WTC)
6:30AM-6:00PM	Poster Viewing Commonwealth Hall C (Harbor Level, WTC)
6:45AM-8:00AM	Workshop 201: FTP Educators: How to Present at Medical Meetings (ticket required) Waterfront Ballroom 2 (Harbor Level, WTC)
7:00AM-8:00AM	Breakfast with the Experts – Round One Commonwealth Hall AB (Harbor Level, WTC) No ticket required. Get your breakfast from the Exhibit Hall.
8:15AM-5:30PM	General Session Commonwealth Hall AB (Harbor Level, WTC)
9:30AM-5:30PM	Annual Giving Fund VIP Lounge Commonwealth Hall C (Harbor Level, World Trade)
10:10AM-10:30AM	Coffee Break (in the Exhibit Hall) Commonwealth Hall DE (Harbor Level, WTC)
12:30PM-1:45PM	ISHRS Annual Business Meeting Luncheon & Service Awards (No ticket required. Everybody welcome except exhibitors.) Plaza Ballroom (Plaza Level – <u>Seaport Hotel</u>)
4:00PM-4:30PM	Coffee Break & Poster Inquiry Session Commonwealth Hall DE (Harbor Level, WTC)
6:00PM-7:30PM	President's Annual Giving Fund Reception (ticket required) Off-site at the Exchange Conference Center, only a 5-10 minute walk from the Seaport Hotel. All guests will be provided a walking map. But for those who prefer not to walk, one trolley will provide looping shuttle service between the Seaport Hotel main entrance and the reception venue from 5:45PM-7:45PM.

SATURDAY ★ OCTOBER 23, 2010

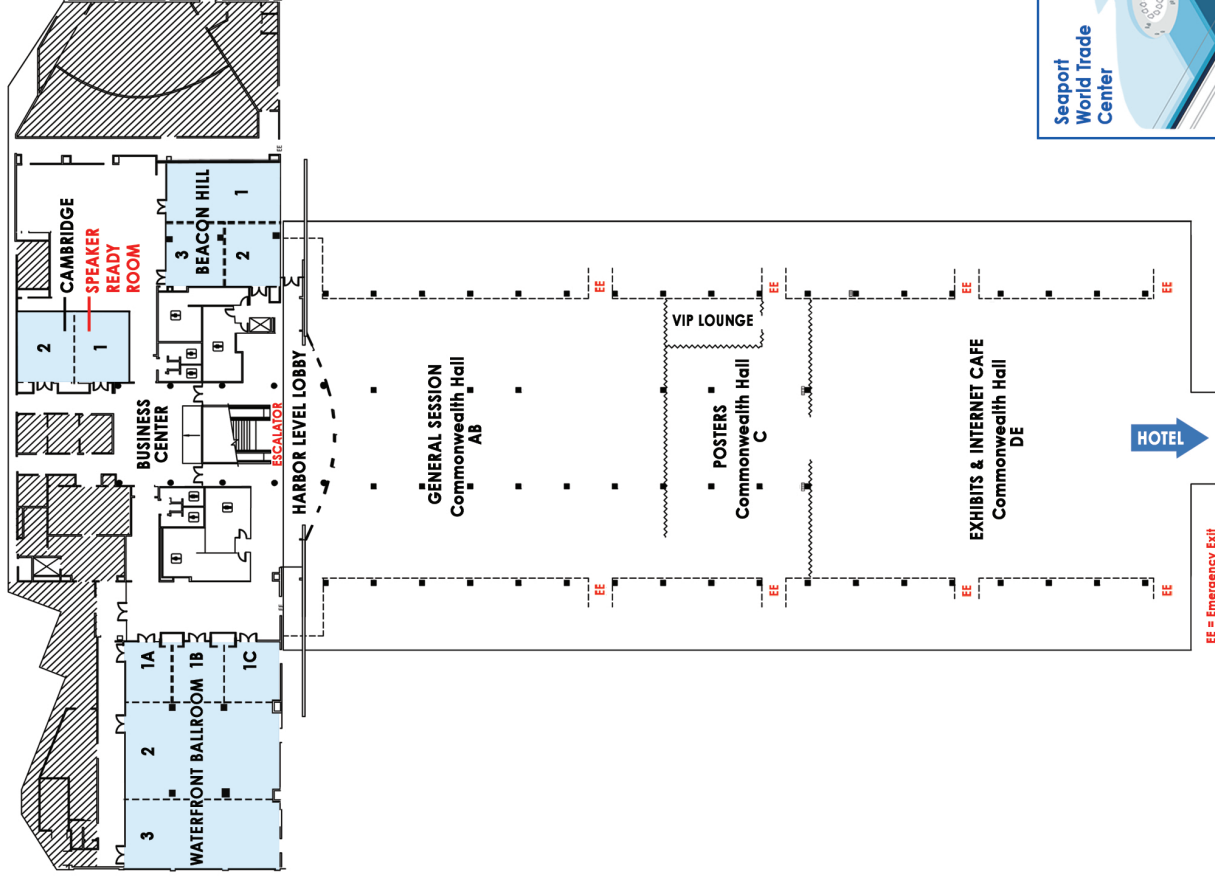
6:30AM-3:30PM	Registration Atrium Lobby (Plaza Level, WTC)
6:30AM-3:30PM	Speaker Ready Room Cambridge 1 (Harbor Level, WTC)
6:30AM-8:30AM	Continental Breakfast in the Exhibit Hall Commonwealth Hall DE (Harbor Level, WTC)
6:30AM-1:30PM	Exhibits & Internet Café Commonwealth Hall DE (Harbor Level, WTC)
6:30AM-12:30PM	Poster Viewing Commonwealth Hall C (Harbor Level, WTC)
7:00AM-8:00AM	Breakfast with the Experts – Round Two Commonwealth Hall AB (Harbor Level, WTC) No ticket required. Get your breakfast from the Exhibit Hall.
8:15AM-3:30PM	General Session Commonwealth Hall AB (Harbor Level, WTC)
10:00AM-10:15AM	Coffee Break (in the Exhibit Hall) Commonwealth Hall DE (Harbor Level, WTC)
12:15PM-1:15PM	Lunch on Own – Concessions Sold in the Exhibit Hall Commonwealth Hall DE (Harbor Level, WTC)
12:30PM-1:10PM	Session: How to Produce a High Definition Surgical Video (No ticket required; all are welcome. Lunch is not served so please bring lunch with you. Lunch can be purchased in the Exhibit Hall.) Commonwealth Hall AB (Harbor Level, WTC)
12:30PM-1:30PM	Posters Dismantled by Poster Owners Commonwealth Hall C (Harbor Level, WTC)
1:30PM-5:00PM	Exhibits Teardown Commonwealth Hall DE (Harbor Level, WTC)
2:15PM-3:30PM	Live Patient Viewing Waterfront Ballroom (Harbor Level, WTC)
3:00PM-4:45PM	Optional ISHRS Chartered Tour: Tour of Boston on the Ducks (ticket required) Meet at the Seaport <u>Hotel</u> main entrance at 3:00PM. The Duck vehicles depart at 3:15PM.
7:00PM-8:00PM	Gala Cocktail Reception &
8:00PM-12:00AM	Gala Dinner/Dance & Awards Ceremony Commonwealth Hall AB (Harbor Level, WTC) ENTER THROUGH THE SEAPORT BLVD. DOOR (street level)

SUNDAY ★ OCTOBER 24, 2010

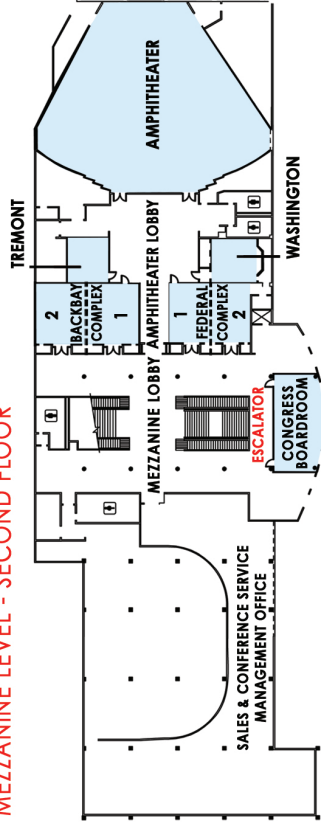
8:00AM-12:15PM	Registration & Information Desk Commonwealth Hall C (Harbor Level, WTC)
8:00AM-12:00PM	Speaker Ready Room Cambridge 1 (Harbor Level, WTC)
8:00AM-9:00AM	CME Committee Meeting (invitation only) Beacon Hill 2 (Harbor Level, WTC)
8:30AM-10:00AM	Continental Breakfast Commonwealth Hall C (Harbor Level, WTC)
9:00AM-12:15PM	General Session Commonwealth Hall AB (Harbor Level, WTC)
12:15PM	Adjourn (See you next year!)

Seaport World Trade Center Floor Plans

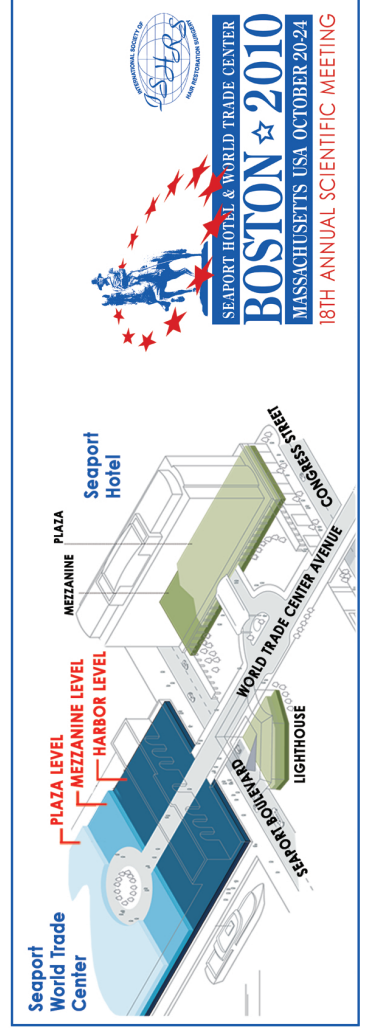
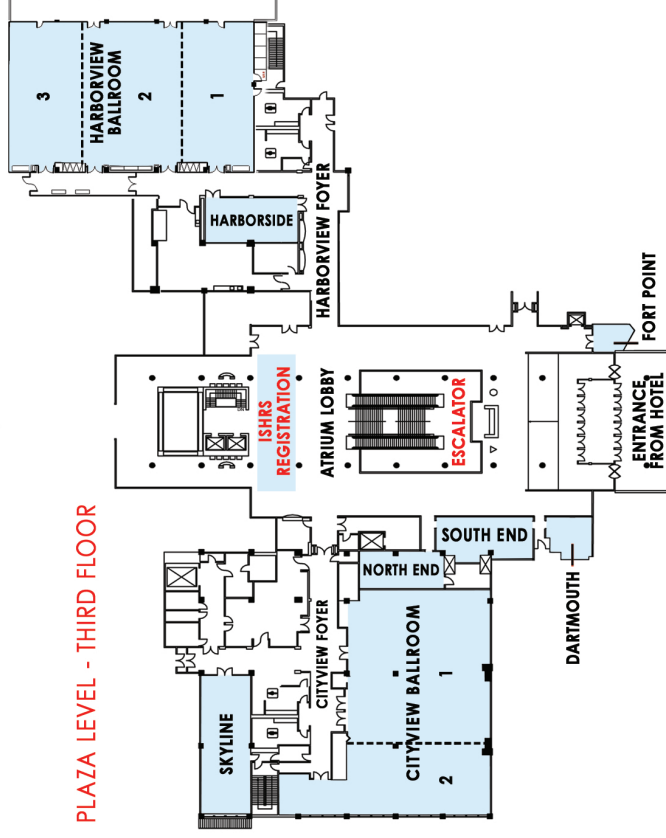
HARBOR LEVEL - FIRST FLOOR - STREET LEVEL



MEZZANINE LEVEL - SECOND FLOOR



PLAZA LEVEL - THIRD FLOOR



Welcome NEWCOMERS!

ISHRS Meeting Newcomers Program



Robert T. Leonard, Jr., DO

Newcomers Chair:

Robert T. Leonard, Jr., DO

This program was designed to help our newer ISHRS meeting attendees become acquainted with the Society, its members, and the meeting. "Newcomers" were paired with volunteer member "hosts" and encouraged to e-mail or talk prior to the meeting, to attend the Newcomers Orientation on Wednesday, to sit together during the Thursday General Session, and for the host to make the newcomer feel welcome by introducing him/her to other ISHRS members. All registration categories were welcome to participate.

For those interested to participate in next year's annual meeting, please notify Liz Rice-Conboy at ISHRS Headquarters, info@ishrs.org.

Tuesday/October 19, 2010

8:30AM-9:00AM	Special Registration Hours for those attending Live Surgery Workshop Those attending the LSW may check-in and pick-up their registration packet and materials at this time from the temporary registration table located in the lobby by where the bus loads.
9:30AM-2:30PM	Live Surgery Workshop (ticket required)
3:00PM-8:00PM	Registration Opens
3:00PM-8:00PM	Speaker Ready Room

Wednesday/October 20, 2010

7:00AM-5:30PM	Registration
7:00AM-8:00PM	Speaker Ready Room
8:00AM-4:00PM	Board Review Course (ticket required)
9:00AM-4:00PM	Basics Course (ticket required)
9:30AM-3:30PM	ISHRS Board of Governors Meeting (invitation only)
9:30AM-4:00PM	Surgical Assistants Program , includes business meeting luncheon
1:00PM-7:00PM	Exhibitors Set-up
1:00PM-7:00PM	Poster Set-up by Poster Owners
4:30PM-5:30PM	Newcomers Program: Orientation & Reception
5:30PM-8:30PM	Ancillary Meeting: ABHRS Recertification Exam
5:30PM-7:30PM	Ancillary Meeting: Hair Foundation Meeting (invitation only)
6:00PM-7:30PM	Global Council of Hair Restoration Surgery Societies Meeting (invitation only)

Thursday/October 21, 2010

6:00AM-6:00PM	Registration
6:00AM-6:00PM	Speaker Ready Room
6:45AM-8:15AM	Workshops 101, 102, 103, 104, 405 (ticket required)
7:45AM-7:00PM	Poster Viewing
7:45AM-7:00PM	Internet Café
7:45AM-7:00PM	Exhibits
7:45AM-9:00AM	Continental Breakfast
9:45AM-5:30PM	Optional ISHRS Chartered Group Tour: Culinary Tour of Boston's North End: "La Dolce Vita" (ticket required)
10:00AM-5:30PM	AGF VIP Lounge (Trustee Circle)



AGF VIP Lounge

HOURS:

Thursday ★ October 21, 2010
10:00AM-5:30PM
(Happy Hour 4:30PM-5:30PM!)

Friday ★ October 22, 2010
9:30AM-5:30PM
(Happy Hour 4:30PM-5:30PM!)

LOCATION:

Near the posters, Commonwealth Hall C

In addition to the VIP lounge being a quiet, tranquil place to unwind, refuel, and network, NEW THIS YEAR **Infinite Massage** will be on-site. They will be providing our Trustee Circle Donors a fun, healthy benefit which we hope will leave them feeling relaxed and rejuvenated after a long day of learning! Take part in **Happy Hour**, see times!

Those who are Trustee Circle donors of the ISHRS Annual Giving Fund receive exclusive access to the AGF VIP Lounge.

Go to: <http://www.ishrs.org/ishrs-giving-fund.htm>

8:45AM-5:30PM	GENERAL SESSION
8:45AM-9:25AM	Opening Session Moderator: Paul J. McAndrews, MD
8:45AM-8:55AM	10 Program Chair Welcome Paul J. McAndrews, MD
8:55AM-9:05AM	10 President's Address Edwin S. Epstein, MD
9:05AM-9:25AM	20 Introduction to ARS/Common Practices Survey, Part 1 of 2: Donor Site & Graft Prep Paul C. Cotterill, MD, CME Committee Chair
9:28AM-10:40AM	Revolution & Evolution: Update on Research for Future Hair Loss Therapies Moderator: Paul J. McAndrews, MD <i>Learning objectives:</i> <ul style="list-style-type: none"> • Describe ongoing studies involving pharmacologic agents being tested for treatment of androgenetic alopecia. • Discuss various research projects on the subject of hair and how they may impact therapies or treatments for hair loss.
9:28AM-9:30AM	2 Moderator Introduction Paul J. McAndrews, MD
9:30AM-9:40AM	10 Review of Scalp and Hair Follicle Anatomy & Physiology Robert S. Haber, MD
9:40AM-9:55AM	15 Emerging Therapies in Hair Loss and Hair Disorders Ken Washenik, MD, PhD
9:55AM-10:05AM	10 Preliminary Experience with an Extracellular Matrix Wound Healing Agent in Hair Restoration Surgery Jerry E. Cooley, MD
10:05AM-10:25AM	20 Perspectives of Bioengineering of the Hair Follicle NORWOOD LECTURER Featured Guest Speaker: Kurt Stenn, MD Aderans Research Institute, Inc., University of Pennsylvania, and Drexel University, Pennsylvania, USA
10:25AM-10:40AM	15 Q&A
10:40AM-11:10AM	Coffee Break Generously supported by a grant from Merck

11:10AM-12:25PM	Growth Factors & Graft Storage Solutions – What's New? Moderator: Michael L. Beehner, MD <i>Learning objectives:</i> <ul style="list-style-type: none"> Review the role of apoptosis and oxidative stress in hair loss and the effect of therapies aimed at reducing it in the donor and recipient areas. Review the results of platelet growth factors in wound healing and hair growth. Review the molecular biology and results of nutrients to promote hair growth. 	12:30PM-1:45PM	Lunch Symposia 111, 112, 113 <i>For all registered attendees except exhibitors. No extra fee required, but you must sign-up for the symposium of your choice during the registration process so we can properly plan for food and room size.</i>
		2:00PM-2:20PM	Common Practices Survey, Part 2 of 2: Donor Site & Graft Prep Moderator: Paul C. Cotterill, MD, CME Committee Chair
		2:20PM-4:00PM	Non-Androgenetic Alopecias Moderator: Dow B. Stough, MD <i>Learning objectives:</i> <ul style="list-style-type: none"> Discuss the diagnosis and treatment of non-androgenetic alopecia. Discuss the role of hair transplants in non-androgenetic alopecia.
11:10AM-11:12AM	2 Moderator Introduction Michael L. Beehner, MD		
11:12AM-11:19AM	7 Embryonic-like Secreted Proteins to Enhance Follicular Unit Viability Neil S. Sadick, MD		
11:19AM-11:26AM	7 One Year Clinical Follow up of Embryonic-like Fibroblast Secreted Proteins to Induce Hair Growth Craig L. Ziering, DO	2:20PM-2:22PM	2 Moderator Introduction Dow B. Stough, MD
11:27AM-11:34AM	7 Comparing the Effects of Two Different Platelet Rich Plasma (PRP) Methods on Hair Transplantation Surgery Melike Kulachi, MD	2:22PM-2:32PM	10 Senescent Alopecia <i>Featured Guest Speaker: David A. Whiting, MD Southwestern Medical School, and Baylor University Medical Center, Dallas, Texas, USA</i>
11:34AM-11:41AM	7 Autologous Platelet Rich Plasma, (PRP): Developing An Industry Standard for Hair Restoration Surgery Robert J. Reese, DO	2:32PM-2:37PM	5 Hair Loss Workup- Diagnostic Flow Chart Paul J. McAndrews, MD
11:41AM-11:48AM	7 Where is my 4°C Chilled Saline? Bertram M. Ng, MBBS	2:37PM-2:47PM	10 Scarring Alopecia Nicole E. Rogers, MD
11:49AM-11:56AM	7 Hair Follicle Graft Survival After Extended Storage in Media Containing Liposomal ATP Jerry E. Cooley, MD	2:48PM-2:55PM	7 Using Tumescence Normal Saline in Hair Transplantation on Atrophic Scalp: Six Months Before the Operation (30 Cases) Morteza Adabi, MD
11:56AM-12:03PM	7 Multiple Uses of Matristem in Hair Restoration Surgery – from Scar Revision to Hair Duplication Gary S. Hitzig, MD	2:55PM-3:02PM	7 Hair Follicle Transplantation for the Treatment of Scalp of the Linear Scleroderma on the Scalp: A Case Report Weixin Fan, MD, PhD
12:03PM-12:13PM	10 Grafts Out-of-body Study Over 4 days; Half Stored in Hypothermosol/ATP Solution and Half Stored in Saline Michael L. Beehner, MD	3:02PM-3:09PM	7 Hair Transplantation and Their Survival in Cicatrices of Various Etiology Akaki Tsilosani, MD
12:13PM-12:25PM	12 Q&A	3:09PM-3:14PM	5 Q&A

	What's the diagnosis? Moderator: Ivan S. Cohen, MD
3:14PM-3:15PM	1 Moderator Introduction Ivan S. Cohen, MD
3:15PM-3:25PM	10 Case 1 Ivan S. Cohen, MD
3:25PM-3:35PM	10 Case 2 Dow B. Stough, MD
3:35PM-3:45PM	10 Mucky Scalp David A. Whiting, MD
3:45PM-4:00PM	15 Q&A
4:00PM-4:30PM	Coffee Break <i>Generously supported by a grant from Johnson & Johnson Healthcare Products, Division of McNEIL-PPC, Inc.</i>
4:30PM-5:30PM	Surgical Techniques & Pearls Moderator: Glenn M. Charles, DO <i>Learning objective: Identify advantages and disadvantages of various surgical techniques and surgical pearls.</i>
4:30PM-4:32PM	2 Moderator Introduction Glenn M. Charles, DO
4:32PM-4:39PM	7 Unique Universal Transplanter Sanjiv A. Vasa, MD
4:39PM-4:46PM	7 A New Way of Staining the Recipient Sites: An Extremely Helpful Technique to Increase Recipient Site Visibility Muhammad Nasir Rashid, MD
4:46PM-4:53PM	7 A New Perforating Technique Makes Easier the Blunt Donor Area Dissection Arthur Tykocinski, MD
4:54PM-5:01PM	7 A Device to Assist in Placement of Follicular Unit Grafts Paul T. Rose, MD, JD
5:01PM-5:08PM	7 Advances in Operative Lighting and Cross Polarization William M. Parsley, MD
5:08PM-5:15PM	7 Small Details Make a Great Difference Antonio S. Ruston, MD
5:15PM-5:30PM	15 Q&A
5:30PM-7:00PM	Welcome Reception
7:00PM-9:00PM	Ancillary Meeting: ABHRS Board of Directors Meeting (invitation only)

Welcome Reception



DATE: Thursday/October 21, 2010

TIME: 5:30PM-7:00PM

FEE: No extra fee required.

LOCATION: ISHRS Exhibit Hall in the Seaport World Trade Center, Commonwealth Hall D&E

Join us in the Exhibit Hall on Thursday evening for a time to socialize and unwind after an invigorating first day of the meeting. Enjoy cocktails, light hors d'oeuvres and some local specialty music. The Welcome Reception is a great opportunity to spend time talking with exhibitors and reviewing their products and services in a relaxed atmosphere. This event is open to all meeting attendees, their guests, and exhibitors.

Friday/October 22, 2010

6:30AM-6:00PM	Registration
6:30AM-6:00PM	Speaker Ready Room
6:30AM-6:00PM	Poster Viewing
6:30AM-6:00PM	Internet Café
6:30AM-6:00PM	Exhibits
6:30AM-8:30AM	Continental Breakfast <i>Generously supported by a grant from Merck</i>
9:30AM-5:30PM	AGF VIP Lounge (Trustee Circle)
6:45AM-8:00AM	Workshop 201 (ticket required)
7:00AM-8:00AM	Breakfast with the Experts No extra fee. Open to all attendees on a first-come, first-served basis. This is an informal session for small groups to discuss a specific topic. Come with your questions. Round banquet tables will be set in the back of the General Session room. Each table will be labeled with a topic and expert's name. Get your breakfast from the exhibit hall and then sit at the table of your choice to have "breakfast with an expert." <i>Learning objective:</i> Discuss various hair restoration surgery topics in-depth in small groups. <ol style="list-style-type: none"> 1) Asian Hair Transplants – Damkerng Pathomvanich, MD 2) Cell Therapy and Biotechnology – Ken Washenik, MD, PhD 3) Female Hair Loss – Russell Knudsen, MBBS 4) Flaps and Expanders – E. Antonio Mangubat, MD 5) FUE – Alan J. Bauman, MD 6) FUE – Paul T. Rose, MD, JD 7) Hairline Design – Paul J. McAndrews, MD 8) Non-Androgenetic Alopecia – Nina Otberg, MD 9) Practice Management: Building a Large Practice – Jeffrey S. Epstein, MD 10) Tech Recruitment; and Ergonomics for Techs – Patrick Tafoya, Laurie Gorham

8:15AM-5:30PM	GENERAL SESSION
8:15AM-9:25AM	Advances in Hair Biology Moderator: Jerry E. Cooley, MD <i>Learning objective:</i> Assess the latest developments in hair basic science.
8:15AM-8:17AM	2 Moderator Introduction Jerry E. Cooley, MD

8:17AM-8:24AM	7 MicroRNAs Take Part in Pathophysiology and Pathogenesis of Male Pattern Baldness Gholamali Abbasi, MD
8:24AM-8:31AM	7 The Role of Mimicking Growth Factors (MGF) to Control Anagen Phase: Evaluation <i>in vitro</i> and <i>in vivo</i> Fabio Rinaldi, MD
8:31AM-8:38AM	7 Hair Cycles of Transplanted Human Hairs in Nude Mice Moonkyu Kim, MD, PhD
8:39AM-8:46AM	7 Follicular Inferior Portion Extraction, a Step Towards Clinical Follicular Duplication Tseng-Kuo Shiao, MD
8:46AM-8:56AM	10 Inflammosome Regulation of Hair Growth in Androgenetic Alopecia Marty E. Sawaya, MD, PhD
8:56AM-9:16AM	20 New Insights into Human Hair Growth, Shape and Whitening <i>ADVANCES IN HAIR BIOLOGY Featured Guest Speaker: Bruno A. Bernard, PhD, Dr.ès Sci.</i> <i>Hair Biology Research Group, L'Oréal Advanced Research, Life Sciences Department, L'Oréal, Clichy, France</i> <small>THE ADVANCES IN HAIR BIOLOGY LECTURESHIP IS GENEROUSLY SUPPORTED BY A GRANT FROM BOSLEY.</small>
9:16AM-9:25AM	9 Q&A
9:30AM-10:10AM	Complications Panel I: Correction of Spread Scars Moderator: Mario Marzola, MBBS <i>Learning objective:</i> Review the management of correcting spread scars.
9:30AM-9:32AM	2 Moderator Introduction Mario Marzola, MBBS
9:32AM-9:37AM	5 Good Ideas for Bad Scars Mario Marzola, MBBS
9:37AM-9:44AM	7 Use of ACE Inhibitors in Donor Site Keloids Sharon A. Keene, MD
9:44AM-9:51AM	7 FUE in Donor Scars James A. Harris, MD
9:51AM-9:58AM	7 Expanders James E. Vogel, MD
9:58AM-10:10AM	12 Panel Discussion
10:10AM-10:30AM	Coffee Break

10:30AM-11:38AM	Donor Closure Moderator: Alex Ginzburg, MD <i>Learning objective:</i> Compare and contrast methods and techniques of donor area closure.
10:30AM-10:32AM	2 Moderator Introduction Alex Ginzburg, MD
10:32AM-10:39AM	7 Minimizing Scar for Donor Wounds Closed with Moderate to Severe Tension Theresa Marie R. Cacas, MD
10:39AM-10:49AM	10 Double Layer Donor Suture Arthur Tykocinski, MD
10:49AM-10:56AM	7 Effect of Hyaluronidase on Scalp Elasticity During Donor Area Closure Carlos J. Puig, DO
10:57AM-11:02AM	5 VIDEO – Trichophytic Closure Pearls Edwin S. Epstein, MD
11:02AM-11:09AM	7 Trichophytic vs. Non-Trichophytic Study Closure Final Results Jorge I. Gaviria, MD
11:10AM-11:17AM	7 The Author's Method to Minimize Donor Site Scar in Donor Strip Harvesting Something Different from Trichophytic Closure Kun Oc, MD
11:17AM-11:22AM	5 VIDEO – Harvesting- Maximizing Grafts by Avoiding Transection and Double Closure Technique to Minimize Scarring Vincenzo Gambino, MD
11:22AM-11:30AM	8 VIDEO – Running W-Plasty With Trichophytic Closure to Treat the Wide Scar on the Donor Area Alex Ginzburg, MD
11:30AM-11:38AM	8 Q&A
11:40AM-12:30PM	Female Hair Loss Moderator: Bernard P. Nusbaum, MD <i>Learning objective:</i> Recognize the variations in the diagnosis and management of hair loss in women.
11:40AM-11:42AM	2 Moderator Introduction Bernard P. Nusbaum, MD
11:42AM-11:49AM	7 Does Female Androgenetic Alopecia Really Exist or Is It Low Local Estrone Alopecia? Alopecia Caused by Insufficient Local Follicular Estrone Activity Andrea Marliani, MD

11:50AM-12:00PM	10 Polymorphisms in the Androgen Receptor Gene and Finasteride Response in Women with Androgenetic Alopecia: A Pilot Study Sharon A. Keene, MD
12:00PM-12:07PM	7 What Proportion of Women with Female Pattern Hair Loss are Candidates for HRS Walter P. Unger, MD
12:07PM-12:14PM	7 Polycystic Ovary Syndrome, Androgen Excess, and Female Hair Loss Edwin Suddleson, MD
12:14PM-12:21PM	7 Designing a Feminine Hairline Bernard P. Nusbaum, MD
12:21PM-12:30PM	9 Q&A
12:30PM-1:45PM	ISHRS General Membership Business Meeting Luncheon and Service Awards For all registered attendees (except exhibitors). Included with paid registrations.

TISSUE PREP TEAM & LOCAL LIAISON

The ISHRS would like to **THANK and ACKNOWLEDGE**

the many volunteers – surgical assistants, office staff, and physicians – who are dedicating their time and expertise to help with the scalp tissue preparations and set-up/clean-up of the courses and workshops utilizing cadaver tissue. Thank you to those who came to the meeting early to help with all of this intense work. **You are awesome and we appreciate you!**

A special thank you

goes to **James Calder, MD, Laurie Gorham, RN and Robin Mikki**, and the rest of the team at **Bosley Boston** for assisting us with ordering and obtaining medical supplies, receiving our scalp tissue, and disposing of the medical waste and sharps. Thank you for being our local liaison! We couldn't have done it without you!

2:00PM-3:05PM	Medical and Non-Surgical Treatments Moderator: Ken Washenik, MD, PhD Panelist: Nicole E. Rogers, MD <i>Learning objectives:</i> <ul style="list-style-type: none"> • Review proven therapies and discuss several OTC products. • Describe ongoing studies involving pharmacologic agents being tested for treatment of androgenetic alopecia. 	3:10PM-4:00PM	Controversy: Dense Packing – Yay vs. Nay Moderator: James A. Harris, MD Panelists: Pro – Antonio S. Ruston, MD, Arthur Tykocinski, MD, Jerry Wong, MD Con – Marc R. Avram, MD, Dow B. Stough, MD, Marcelo Pitchon, MD <i>Learning objective:</i> Compare and contrast the benefits and drawbacks of dense packing.
2:00PM-2:02PM	2 Moderator Introduction Ken Washenik, MD, PhD	3:10PM-3:12PM	2 Moderator Introduction James A. Harris, MD
2:02PM-2:14PM	12 Overview of Proven Medical Therapies, and Lotions & Potions Ken Washenik, MD, PhD	3:12PM-3:19PM	7 Megasessions - Reducing Time, Keeping Quality Antonio S. Ruston, MD
2:14PM-2:20PM	6 The Interaction between the Medical and Surgical Treatments for Hair Loss Paul J. McAndrews, MD	3:19PM-3:26PM	7 Developing High Density Hairlines Marc R. Avram, MD
2:20PM-2:27PM	7 Efficacy of Finasteride in Females with Female Pattern Hair Loss Gholamali Abbasi, MD	3:27PM-3:34PM	7 How to Spread the Paint: Dense Packing in NW6 Jerry Wong, MD
2:28PM-2:35PM	7 Orthomolecular Approach to an Intradermal Therapy to Stimulate Regrowth and Hair Thickness: 8,500 Patients Silvana Franzini, MD	3:34PM-3:41PM	7 Repercussions and Discoveries after 6 years of Preview Transplantation – Reasons for Not Starting Hair Transplantation with Megasection Marcelo Pitchon, MD
2:35PM-2:42PM	7 Effect of Laser Biostimulation in the Treatment of Androgenic Alopecia Grant F. Koher, DO	3:41PM-4:00PM	19 Panel Discussion
2:42PM-2:49PM	7 The Effect of Laser Hair Comb Therapy in Male Pattern Hair Loss: A Six Months Half-Head Blinded Study D. Hugh Rushton, PhD, BA, FIT	4:00PM-4:30PM	Coffee Break & Poster Inquiry Session
2:49PM-3:05PM	16 Q&A	4:30PM-5:30PM	Open Mic Moderator: Robert S. Haber, MD Panelists: William M. Parsley, MD, Ronald L. Shapiro, MD, Dow B. Stough, MD, Ken Washenik, MD, PhD, Jennifer H. Martinick, MBBS <i>Learning objective:</i> Discuss various topics of interest in hair restoration surgery.
		6:00PM-7:30PM	President's Annual Giving Fund Reception



President's Annual Giving Fund Reception



At Legal Sea Foods At The Exchange Conference Center, On Boston's Fish Pier

DATE: Friday/October 22, 2010

TIME: 6:00PM-7:30PM

FEE: Two (2) tickets are included with the Trustee Circle and Leadership Circle AGF donation levels. Tickets for purchase are \$90 per person for any category of donor in the AGF and \$110 per person for non-donors. Children under 18 years old are \$35.

LOCATION: The Exchange Hall at the Exchange Conference Center on Boston's Fish Pier

HOW TO GET THERE: The Exchange Conference Center is only an 8-10 minute walk from the Seaport Hotel. A walking map will be provided. For those who prefer not to walk, one trolley will provide looping shuttle service between the Seaport Hotel main entrance and the Exchange Conference Center from 5:45PM-7:45PM

JOIN US AT THIS HISTORIC VENUE on Boston's Waterfront for cocktails and hors d'oeuvres. The Exchange Conference Center is housed in the building that was originally the New England Fish Exchange, home of the Boston Fish Auction. It is located at the end of Fish Pier, which neighbors the Seaport World Trade Center Pier, so it is only an 8-10 minute walk from the Seaport World Trade Center. Fish Pier opened in 1905 and is still a working fishing industry processing pier during the day.

THE RENOWNED LEGAL SEA FOODS is the exclusive caterer. For over 50 years, Legal Sea Foods has set the standard for quality and freshness in the restaurant business. The Exchange Conference Center is now the home of Legal Sea Foods Catering. The hors d'oeuvres will feature an assortment of their specialties right on the Boston Waterfront...it can't get any fresher than that! There will also be plenty of selections for those who do not eat seafood.

PLEASE JOIN US AS WE CELEBRATE the generosity of our members and highlight the AGF supported initiatives and projects. For those who are not donors to the Annual Giving Fund, come and learn what the AGF is all about.

TO DONATE to the ISHS Annual Giving Fund and to view the list of priority projects and initiatives being funded, go to: <http://www.ishrs.org/ishrs-giving-fund.htm>

WE APPRECIATE YOUR SUPPORT.



Saturday/October 23, 2010

6:30AM-3:30PM	Registration
6:30AM-3:30PM	Speaker Ready Room
6:30AM-12:30PM	Poster Viewing
6:30AM-1:30PM	Internet Café
6:30AM-1:30PM	Exhibits
6:30AM-8:30AM	Continental Breakfast
7:00AM-8:00AM	Breakfast with the Experts

No extra fee. Open to all attendees on a first-come, first-served basis. This is an informal session for small groups to discuss a specific topic. Come with your questions. Round banquet tables will be set in the back of the General Session room. Each table will be labeled with a topic and expert's name. Get your breakfast from the exhibit hall and then sit at the table of your choice to have "breakfast with an expert."

Learning objective: Discuss various hair restoration surgery topics in-depth in small groups.

- 1) **FUE** – William R. Rassman, MD
- 2) **Growth Factors & Graft Storage Solutions** – Jerry E. Cooley, MD
- 3) **Hairline Design** – Ronald L. Shapiro, MD
- 4) **How to Train Your Staff on Dissection Techniques** – MaryAnn Parsley, RN & Emina Karamanovski, MD
- 5) **How to Train Your Staff on Graft Placement Techniques** – Jennifer H. Martinick, MBBS & Tina Lardner
- 6) **Medical Treatment of AGA; and Female Hair Loss** – Ken Washenik, MD, PhD
- 7) **MUGs (Multi-Unit Grafting)** – Vance W. Elliott, MD
- 8) **Social Media** – Alan J. Bauman, MD
- 9) **Transplanting Body & Facial Hair** – Jeffrey S. Epstein, MD
- 10) **Trichophytic Closure** – Mario Marzola, MBBS

8:15AM-3:30PM	GENERAL SESSION
----------------------	------------------------

8:15AM-9:00AM	Interactive Hairline Design
	Panel Moderator: Russell Knudsen, MBBS Surgeon Designers: Nilofer P. Farjo, MBChB, Sharon A. Keene, MD, Melike Kuelahci, MD, Jennifer H. Martinick, MBBS

Learning objective: Compare and contrast different surgeons' approaches to designing hairlines and temporal points.

THE ISHRS GRATEFULLY ACKNOWLEDGES **CANFIELD IMAGING SYSTEMS** FOR ITS GENEROSITY IN HELPING WITH THIS SESSION.

9:05AM-10:00AM**Difficult Hair Transplantation Cases**

Moderator: E. Antonio Mangubat, MD
Panelists: Sheldon S. Kabaker, MD, Antonio Ruston, MD, Jerry Wong, MD

Many HRS surgeons encounter challenging cases and often times lack the education, training, and experience to handle these tough patients. The goal of this session is to present patients actually treated by the panel and discuss available options. The target audience is physicians of all experience levels who have encountered challenging patients. Participants are also encouraged to bring PowerPoint slides of difficult patients they would like to discuss. Please present these to the Moderator in advance of the session.

Learning objectives:

- Recognize surgical limitations in marginal candidates and develop appropriate treatment plans for these patients.
- Discuss difficult cases and treatment options.
- Explain when to consider flaps and expanders over grafting techniques.

10:00AM-10:15AM**Coffee Break****10:15AM-11:15AM****Advanced Surgical Videos**

Moderator: Arthur Tykocinski, MD

Learning objective: Compare and contrast different surgeons' approaches to donor area harvesting including excisional harvesting and follicular unit extraction.

10:15AM-10:16AM**1 Moderator Introduction**

Arthur Tykocinski, MD

10:16AM-10:22AM**6 VIDEO – Place 14-16 Grafts in Rapid Succession (1500 Grafts/Hour) with Choi Implanters**

Dae-Young Kim, MD, PhD

10:22AM-10:27AM**5 VIDEO – Introducing a New Spreader Forceps for Donor Harvesting**

Kamran Jazayeri, MD

10:27AM-10:35AM**8 VIDEO – Correction of Occipital Scar Through "W" Plasty**

Carlos Velasco de Aliaga, MD

10:36AM-10:44AM**8 VIDEO – Speed and Accuracy in FUE Extractions**

Melike Kulahci, MD

10:44AM-10:52AM**8 VIDEO – FUE Technique Harvesting Tricks II**

Jose F. Lorenzo, MD

10:52AM-11:00AM**8 VIDEO – Sequential Strip Removal for Increasing the Safety of Strip Removal in Giga-session Hair Transplant**

Parsa Mohebi, MD

11:00AM-11:15AM**15 Q&A**

11:20AM-12:15PM**Potpourri I**

Moderator: William M. Parsley, MD

Learning objective: Discuss various research projects on the subject of hair and how they may impact therapies or treatments for hair loss.

11:20AM-11:22AM

2 Moderator Introduction

William M. Parsley, MD

11:22AM-11:29AM

7 Study of 2 Patients Comparing Survival in Intact FU's vs. "Paired Grafts"

Michael L. Beehner, MD

11:29AM-11:36AM

7 Examination of the Exit Angle Versus the Internal Angle of Hair in the Scalp as it Relates to the FIT/FUE Technique

Paul T. Rose, MD, JD

11:37AM-11:47AM

10 Comparison of FUE Graft Harvest Success-Rates and Graft Hair Counts with and without Donor Tumescence

Alan J. Bauman, MD

11:47AM-11:54AM

7 The Marvelous Midscalp

Walter P. Unger, MD

11:54AM-12:01AM

7 Hair Transplant Surgery Failure Due to Prolactina

Silvana Franzini, MD

12:01AM-12:15PM

14 Q&A

12:15PM-1:15PM

Lunch on own this day

(lunch concessions for purchase in exhibit hall)

Final Exhibit Hours (exhibits until 1:30PM)

12:30PM-1:10PM

How to Produce a High Definition Surgical Video

Arthur Tykocinski, MD

All attendees are invited to attend. You may bring your lunch to eat during this session. Taking place in the main General Session room.

12:30PM-1:30PM

Poster Dismantled by Poster Owners

Gala Dinner/Dance & Awards Ceremony

DATE: Saturday/October 23, 2010

TIME: 7:00PM-12:00AM
(cocktail reception starts at
7:00PM, dinner at 8:00PM)

FEE: \$95 per person

LOCATION: Seaport World Trade Center,
Commonwealth Hall AB
Enter through the Seaport Blvd.
door, street level.

On the final evening of a productive annual meeting, come celebrate with friends old and new. Join your colleagues for dining, live music and dancing. The Golden and Platinum Follicle Awards and Distinguished Assistant Award will be presented. The dress code is black tie, or if you prefer, as a tradition of the ISHRS, you may wear a costume reflective of your native country.

Tickets are required for entry and must be purchased in advance (see registration form). Tickets are not included in the main meeting registration fee. No corporate support is received for the Gala Dinner/Dance.

Please note: Tickets to the Gala are non-refundable due to the guaranteed reservation that the ISHRS must make on behalf of the attendee.

1:15PM-2:15PM	Complications Panel II: Update on Correcting Pluggy Hair Transplants: What's New? Moderator: James E. Vogel, MD Panelists: Marc R. Avram, MD, Jeffrey S. Epstein, MD, James A. Harris, MD, Sheldon S. Kabaker, MD <i>Learning objective:</i> Identify appropriate corrective surgery given a variety of cases that present with previous hair restoration surgery.
1:15PM-1:20PM	5 Introduction James E. Vogel, MD
Correction of Cosmetic Deformities following Hair Transplants using:	
1:20PM-1:27PM	7 Scalp Advancement Surgery Sheldon S. Kabaker, MD
1:27PM-1:34PM	7 Laser Hair Removal Marc R. Avram, MD
1:34PM-1:41PM	7 FUE Methods James A. Harris, MD
1:41PM-1:48PM	7 Excision of Anterior Hairline Grafts Jeffrey S. Epstein, MD
1:48PM-2:15PM	27 Case Presentations and Panel Discussion James E. Vogel, MD
2:15PM-3:30PM	Live Patient Viewing Chair: Mark DiStefano, MD <i>Learning objective:</i> Assess the results of real live patients from a variety of cases that utilized different approaches and techniques. Tentative list of doctors presenting patients: Alan J. Bauman, MD Michael L. Beehner, MD Scott Boden, MD Mark S. DiStefano, MD Bessam K. Farjo, MBChB Robert G. Jones, MD Robert T. Leonard, Jr., DO Jose F. Lorenzo, MD William Magdalin, MD E. Antonio Mangubat, MD Paul Shapiro, MD
3:00PM-4:45PM	Optional ISHRS Chartered Group Tour: Tour of Boston on the Ducks (ticket required)
7:00PM-12:00AM	Gala Dinner/Dance & Awards Ceremony (ticket required)

Sunday/October 24, 2010

8:00AM-9:00AM	CME Committee Meeting (invitation only)
8:00AM-12:15PM	Registration
8:00AM-12:00PM	Speaker Ready Room
8:30AM-10:00AM	Continental Breakfast
9:00AM-12:15PM	GENERAL SESSION
9:00AM-10:10AM	Eyebrow and Eyelash Hair Transplantation Moderator: Jeffrey S. Epstein, MD <i>Learning objective:</i> Discuss the results of a variety of free papers and research on topics relating to medical and surgical treatments of the eyebrow and eyelash.
9:00AM-9:02AM	2 Moderator Introduction Jeffrey S. Epstein, MD
9:02AM-9:09AM	7 Eyelash Transplants: Management and Reduction of Complications and Sequelae Alan J. Bauman, MD
9:09AM-9:16AM	7 Megasections 300+ Eyelashes Transplants Ruben A. Bogin, MD
9:16AM-9:23AM	7 The Jack's Artistry Eyebrow Transplantation Jack M. Yu, MD
9:23AM-9:30AM	7 Micrograft Indications for Beard and Moustache Alopecia Pierre Bouhanna, MD
9:31AM-9:38AM	7 VIDEO – Refined Minigraft to Enhance the Naturalization of Eyelash Transplantation Kulakarn Amonpattana, MD
9:38AM-9:45AM	7 VIDEO – BHT for Eyebrow Transplant Jose F. Lorenzo, MD
9:45AM-9:52AM	7 VIDEO – Eyebrow Transplant of Afro-Caribbean Hair (with an implanter) Andrea Tchalakov, MD
9:52AM-9:59AM	7 Technique Pearls for Eyebrow and Facial Hair Transplantation: A Review of More Than 300 Procedures Jeffrey S. Epstein, MD
10:00AM-10:10AM	10 Q&A

10:10AM-11:20AM	Potpourri II Moderator: Jennifer H. Martinick, MBBS <i>Learning objective:</i> Discuss the results of a variety of free papers and research on an array of topics.	11:20AM-12:15PM	Surgical Techniques II Moderator: Cam Simmons, MD <i>Learning objective:</i> Identify advantages and disadvantages of various surgical techniques and surgical pearls.
10:10AM-10:12AM	2 Moderator Introduction Jennifer H. Martinick, MBBS	11:20AM-11:21AM	1 Moderator Introduction Cam Simmons, MD
10:12AM-10:19AM	7 Tweet, Tweet, Buzz, Buzz. Is Social Media a Fad? Alan J. Bauman, MD	11:21AM-11:28AM	7 Graft Sorting According to Hair Diameter: A Highly Effective Tool to Increase the Hair Density in Cosmetically Important Zones Muhammad Nasir Rashid, MD
10:19AM-10:26AM	7 Hair Transplantation in the Neurosurgical Patient Jonathan L. Ballon, MD	11:28AM-11:35AM	7 Effect of Ethnic Origin on Facial Framing Mohammad Humayun Mohmand, MD
10:26AM-10:33AM	7 Using Trichometer Technology to Manage Visible and Non-Visible Hair Loss Bernard H. Cohen, MD	11:35AM-11:42AM	7 Graft Preparation and Placement Quality Control - What Physicians Should Know Emina Karamanovski, MD
10:33AM-10:40AM	7 VIDEO – Hand Held Digital Microscope with the Latest LCD TV Monitor Dae-Young Kim, MD, PhD	11:42AM-11:49AM	7 Clinical Experience with Hair Transplantation for Secondary Cicatricial Alopecias Ekrem Civas, MD
10:41AM-10:48AM	7 Triple Light Sources Give the Power of Clarity for Clinical Hair Transplantation Photos Kulakarn Amonpattana, MD	11:50AM-11:57AM	7 VIDEO – The Spread and Place Technique Shadi Zari, MD
10:48AM-10:55AM	7 The Sprague-Dawley Rat as a Model for Follicular Unit Transplantation Joseph F. Goodman, MD	11:57AM-12:04PM	7 VIDEO – A Systematic Method for Drawing and Balancing the Frontal Hairline Muhammad Nasir Rashid, MD
10:55AM-11:02AM	7 To Investigate Developing a Suture That Self Removes Two Weeks after Donor Harvesting Jennifer H. Martinick, MBBS	12:04PM-12:15PM	11 Q&A
11:02AM-11:20AM	18 Q&A	12:15PM	Adjourn





David A. Whiting, MD

Clinical Professor of Dermatology and Pediatrics,
University of Texas Southwestern Medical Center,
Dallas, Texas;

Medical Director,

The Hair and Skin Research and Treatment Center,
Baylor University Medical Center, Dallas Texas

Dr. David Whiting is Clinical Professor of Dermatology and Pediatrics at Southwestern Medical School and is in private dermatologic practice in Dallas, Texas. He graduated in medicine at the University of the Witwatersrand, Johannesburg, South Africa in 1953. His internships were followed by some years of postgraduate study in Britain. He spent eight years in Family Practice before taking up Dermatology in 1966. He was Chairman of Dermatology at the Johannesburg General Hospital prior to his appointment as Chief Dermatologist at the Veterans Administration Medical Center in Dallas in 1977. He has practiced and taught dermatology and dermatopathology at Baylor University Medical Center from 1979 until the present. One of his major research interests has been the study of hair abnormalities. He is the Medical Director of the Hair Research and Treatment Center at Baylor. As a result, he has gained wide experience in the diagnosis and treatment of hair and scalp disorders. He is boarded in Dermatology and Dermatopathology in the U.S.A. and in Internal Medicine in Great Britain. He is a Fellow of the American College of Physicians and of the Royal College of Physicians of Edinburgh.

Dr. Whiting will speak on "Senescent Alopecia" and "Mucky Scalp."

ADVANCES IN HAIR BIOLOGY LECTURE

The Advances in Hair Biology Lecture is generously supported by a grant from Bosley.



Bruno A. Bernard, PhD, Dr.ès Sci.

Head of the Hair Biology Research Group,

L'Oréal Advanced Research, Life Sciences Department,
L'Oréal, Clichy, France

Dr. Bruno A. Bernard is Head of the Hair Biology Research Group, L'Oréal Advanced Research, Life Science Department, at the C. Zviak Research Center of L'Oréal, in Clichy, France. He was trained as a cell biologist and biochemist, and received his PhD from Pierre & Marie Curie University in Paris and his State Doctorate

from Nice University. After a post-doctoral fellowship at NIH, Bethesda, he was hired by L'Oréal. Dr. Bernard worked for 10 years on psoriasis, papillomaviruses, retinoids, and hair follicle derived reconstructed skin before entering the field of hair biology.

Since then, he spent 17 years studying human hair follicle. He reported on many topics, including human hair follicle stem cells, hair growth modeling, origin of hair shape, human hair pigmentation and whitening processes, micro-inflammation and hair loss. He published over 150 peer-reviewed articles and book chapters and holds over 40 patents. He serves on the editorial board of Experimental Dermatology and is a reviewer for the main dermatology journals.

Dr. Bernard will speak on "New insights into Human Hair Growth, Shape, and Whitening."

NORWOOD LECTURE

The Norwood Lecture was established by the ISHRS Board of Governors to honor the immense contributions of O'Tar T. Norwood, MD, co-founder of the ISHRS and founder of the Hair Transplant Forum International.



Kurt Stenn, MD

Chief Scientific Officer and Vice President of Research,

Aderans Research Institute, Inc.; Professor, Adjunct Faculty, Department of Dermatology, University of Pennsylvania, USA;

Professor, Adjunct Faculty,
School of Biomedical Engineering, Drexel University, Pennsylvania, USA

Dr. Kurt Stenn has had a long term interest in the hair follicle: its formation, cycling and diseases. Trained as a physician within the University of Chicago and University of Rochester Medical Schools, he did his hospital training within the Harvard Medical School system. After four years of research in biochemistry and biophysics at the Armed Forces Institute of Pathology and Harvard Medical School, he joined the faculties of Yale School of Medicine where he eventually became Professor in the departments of dermatology and pathology. After 20 years at Yale he became Director of Skin Biology at Johnson and Johnson. Currently, he is the Chief Scientific Officer and VP of Research for Aderans Research Institute, Inc., a biotechnology company dedicated to the development of cell-based products for new hair follicle formation.

Scientific work from his laboratory has contributed to the fields of blood coagulation, cell motility, wound closure, epithelial mesenchymal interactions, hair cycling, hair shedding, and hair shaft egression. Findings concerning the genetic basis of a form of mouse cicatricial alopecia described by his group serve, currently, as one of the models for the human forms of primary cicatricial alopecia. Dr. Stenn is a reviewer for multiple dermatology and basic science journals and has been an advisor and officer of various hair-related organizations, including the Board of Directors for the National Alopecia Areata Foundation. He delivered the Ebling Lecture before the European Hair Research Society in 2009.

Dr. Stenn will speak on "Perspectives of Bioengineering of the Hair Follicle."

Scientific Poster Presentations

POSTERS SET UP

WEDNESDAY ★ October 20, 2010

1:00PM-7:00PM

POSTERS VIEWING HOURS

THURSDAY ★ October 21, 2010

7:45AM-7:00PM

FRIDAY ★ October 22, 2010

6:30AM-6:00PM

POSTER INQUIRY SESSION (Friday)

4:00PM-4:30PM

SATURDAY ★ October 23, 2010

6:30AM-12:30PM

POSTERS DISMANTLE

SATURDAY ★ October 23, 2010

12:30PM-1:30PM



The scientific poster presentations will be on display in Commonwealth Hall C. The Scientific Research, Grants, and Awards Committee will review and rate the posters. Certificates of recognition will be awarded to the highest scoring posters. There will be a poster inquiry session during the Friday afternoon coffee break. Posters remaining at the conclusion of the Annual Meeting will be discarded.

P01 Which Women are Candidate for Hair Transplantation ★ Gholamali Abbasi, MD

P02 Preoperative Oral Celecoxib Versus Preoperative Oral Paracetamol for Pain Relief in Initial Phase of Hair Transplantation ★ Kulakarn Amonpattana, MD

P03 Schematic Pattern of Mustache and Beard Transplantation ★ Kulakarn Amonpattana, MD

P04 Basto Classification ★ Fernando Basto, MD

P05 Radiation-induced Alopecia: Etiology, Treatment Options, and Optimal Density for Follicular Unit Hair Transplantation ★ Scott Boden, MD

P06 Scalp Injury Due to Hair Bleaching Agent: Surgical Treatment With Modified Scalp Reduction, Advancement Flap and Follicular Unit Transplant ★ Scott Boden, MD

P07 The Bouhanna Multifactorial Classification and Computer Analysis Used in the Current Practice for Male and Female Hair Restoration ★ Pierre Bouhanna, MD

P08 The Trichophytic Closure and the Subepidermic Technique ★ Pierre Bouhanna, MD

P09 Multiracial Variations in Anatomical Location of Occipital Artery and Nerve Complex: A Key to Avoiding Injury to These Structures Prior to Strip Harvesting ★ Theresa Marie Cacas, MD

P10 A Step-By-Step Technique for Pubic Hair Restoration Surgery ★ Barbara Costa, MD

P11 Alopecia Universalis: Hair Regrowth With a Combined Treatment Using Simvastatina, Ezetimibe and Carboxitherapy ★ Silvana Franzini, MD

P12 Minimal Invasive Techniques for the Treatment of AV Fistula as a Complication of Hair Transplant Surgery ★ Silvana Franzini, MD

P13 Trichophytic vs. Non-Trichophytic Study Closure Final Results ★ Jorge I. Gaviria, MD

P14 Methyl Methacrylate Implant Infection After Mini-Graft Transplantation ★ Joseph F. Goodman, MD

P15 The Hairline Design Using The Forehead Frown Contour ★ Christine Guimaraes, MD

P16 Differential Localization of LGR5+ Cells In Human and Mouse Hair Follicles ★ Francisco Jimenez, MD

P17 Eyelash Ornament: A Highdensity Transplantation ★ Weiming Jing, MD

P18 Graft Survival in Hair Restoration Surgery ★ Jamal Jomah, MD

P19 Manmade Density Charts Answer the Question: Do Hair Counts Matter in Achieving Cosmetic Density? ★ Sharon A. Keene, MD

P20 Versatile Multiple Blade Handle For Hair Restoration ★ Mohammad Humayun Mohmand, MD

P21 "Smart Multi-Blade Handle" A New Instrument for Hair Transplant An Innovative Handle for Holding 3-Custom Cut Blades at a Time to Increase Site Making Speed & Quality Besides Giving Uniform Density ★ Muhammed Nasir Rashid, MD

P22 The Author's Method for Making the Sutural Plane Even: Two-Angle Suture Using Vector in Strip Donor Harvesting ★ Kun Oc, MD

P23 Follicular Unit Transplant in Cicatricial Alopecias ★ Radha Palakurthi, MD

P24 The Use of Bovine Thrombin in Platelet Rich Plasma, (PRP): Do Theoretical Risks Outweigh Potential Benefits? ★ Robert J. Reese, DO

P25 Simple Effective Stabilizing Self Retaining Plate for Slivering ★ Sanjiv A. Vasa, MD

P26 Surgical Correction of a Congenital Alopecia ★ Carlos Velasco de Aliaga, MD

P27 Follicular Unit Transplant Using Micropunch Incisions ★ Kazuhiro Yamamoto, MD

P28 The Study on the Hairline's Regression in the Temporal Area of Male Patient with Hair Loss Problem ★ Deg Yu, MD

P29 The Jack's Artistry Eyelashes Transplantation ★ Jack Yu, MD

P30 Mathematical Hair Growth Model ★ Georgios Zontos, MD

Live Surgery Workshop

DATE: Tuesday/October 19, 2010

TIME: 9:30AM-2:30PM
(bus loads at 9:00AM and
departs 9:15AM)

FEE: \$595

LEVEL: Beginner

Live Surgery Host:

Ken Washenik, MD, PhD, Bosley

Operating Surgeons:

James S. Calder, MD,
Mark S. DiStefano, MD,
Robert T. Leonard, Jr., DO, and
David L. Phillips, Sr., MD

Audience Coordinators:

Vincenzo Gambino, MD, William M.
Parsley, MD, and Edwin Suddleson, MD

Enrollment is limited due to facility size. Register early to secure your seat!



Ken Washenik, MD, PhD

Always popular, a live surgery observational workshop will once again take place in conjunction with the annual meeting. This year it will take place at the Bosley Boston office.

Geared toward those newer to the field, three typical hair transplant procedures will take place by experts in the field. Attendees will freely rotate among surgeries. The intense interaction with faculty and attendees, informal Q&A and observation makes this the highest-rated learning experience each year. You should bring your own scrubs and wear them on the bus. Necessary disposable coverings will be provided including standard disposable latex gloves. Lunch and refreshments will be provided at the facility. Registration is required and will be confirmed on a first-come, first-served basis.

Learning objectives

Upon completion of this workshop you will be able to:

- Recognize the proper landmarks for designing natural hairlines.
- Select proper dosages and techniques necessary for achieving local anesthesia and tumescence.
- Identify the optimal techniques for minimizing follicle transection and achieving fine scars with donor strip excision.
- Illustrate the advantages and disadvantages of instruments and techniques used for recipient site creation.
- Identify optimal methods of graft dissection.
- Compare and contrast different instruments and techniques of graft placement to enhance speed and efficiency as well as minimize damage to grafts.
- Observe the clinic and staff coordination required to perform follicular unit transplantation.



The ISHRS gratefully
acknowledges

Bosley

for assisting in the organization
and hosting of this workshop.

Surgical Assistants Program

DATE: Wednesday/October 20, 2010

TIME: 9:30AM-4:00PM

FEE: No extra fee required, but we ask that you register for this program if you wish to attend so we can properly plan for food & beverage.

Surgical Assistants Chair:

Laureen Gorham, RN

You say you want a Revolution? Have we got one for you! We will be presenting the Surgical Assistants Program at the Boston Meeting and will be outlining the: Evolution of the Hair Restoration Revolution!



Laureen Gorham, RN

aspects of hair restoration. Attendees will receive access to the ISHRS Surgical Assistants Auxiliary Resource Manual (PDF). This manual contains a compilation of pictures, anatomy of the hair follicle, terminology, and helpful tips for assistants.

This year's program is designed for the assistant to learn about the history and evolution of Hair Restoration and from start to finish the steps and hoops we jump through as experienced assistants in all

Learning objectives

Upon completion of this program you will be able to:

- Improve your training techniques to educate new assistants.
- Learn how to address complications in surgery.
- Improve and maintain quality control.
- Implement new ideas and latest techniques.
- Learn new developments in hair restoration.
- Interact and network with assistants from around the world.
- Improve your patient's experience during surgery.
- Learn how you can contribute your ideas and support this special organization.

PROGRAM OUTLINE

9:30AM-9:40AM	10'	Welcome Laureen Gorham, RN	12:20PM-1:45PM		Luncheon and ISHRS Surgical Assistant Business Meeting
9:40AM-9:55AM	15'	The History of Assisting and Instrumentation Brandi Burgess	1:45PM-2:00PM	15'	Office Administration & Team Building Ailene Russell, NCMA
9:55AM-10:10AM	15'	Skin Anatomy/Cell Physiology Sara Kotai, MBBS	2:00PM-2:15PM	15'	Training/Quality Assurance/Ergonomics Patrick Tafoya
10:10AM-10:25AM	15'	Consultation and Pre-Operative Assessment Janna Shafer	2:15PM-2:30PM	15'	The Importance of Pre-Operative ECG Testing for Hair Transplant Patients/Post-Operative Care Joanne Scannell, RN
10:25AM-10:40AM	15'	Anesthesia and Assisting Kathryn Morgan & John D. N. Gillespie, MD	2:30PM-2:45PM	15'	Emergency Care Sara Kotai, MBBS
10:40AM-10:50AM	10'	Q&A	2:45PM-2:55PM	10'	Coffee break
10:50AM-11:05AM	15'	Coffee break	2:55PM-3:15PM	20'	The Future of Hair Loss Therapies Ken Washenik, MD, PhD
11:05AM-11:20AM	15'	Slivering/Graft Preparation Amy Watts	3:15PM-3:55PM	40'	Open Microphone & Questions from Table Bowls Moderator: Laureen Gorham, RN Panelists: Margaret Dieta, Tina Lardner, MaryAnn Parsley, RN, Ailene Russell, NCMA, Patrick Tafoya
11:20AM-11:35AM	15'	Surgery Duration and Efficiency Salome Vadachkoria	3:55PM-4:00PM	5'	Closing Remarks Laureen Gorham, RN
11:35AM-11:50AM	15'	Graft Placement/Insertion/Implantation Tina Lardner			
11:50AM-12:10PM	20'	Achieving Naturalness by Matching Hair Curl Direction with Regard to Recipient Site Location Emina Karamanovski, MD			
12:10PM-12:20PM	10'	Q&A			

Surgical Assistants Workshop

DATE: Thursday/October 21, 2010
 TIME: 6:45AM-8:15AM
 FEE: \$245

Hands-On Cadaver Tissue Workshop: Dissecting & Implanting

Faculty:

Margaret Dieta, Chair
 Joanne Scannell, RN

IMPLANTING

STATION: Brandi Burgess, Tina Lardner, Jennifer Martinick, MBBS and Janna Shafer

DISSECTING

STATION: Deanne Baron, Judy Inguito, Salome Vadachkoria and Amy Watts

SLIVERING STATION: Anne Knudsen, Mary Ann Parsley, RN, Ailene Russell, NCMA and Kathryn Morgan

Experience or no experience, there is something for all surgical assistants and physicians on every level to benefit from this hands-on innovative environment. Our faculty will be teaching and demonstrating diverse techniques utilizing human cadaveric scalp tissue with a variety of instrumentation and equipment. Students will have the opportunity to participate while assigned to a group formally rotating to each training station as they compare and contrast techniques in dissecting, implanting, and slivering.



Margaret Dieta

This teaching course has sold out in our preceding years as enrollment is limited purposely to maintain a good student to faculty ratio focusing on more personal attention. Instruments and supplies will be provided and shared. However, students are encouraged to bring their own preferred personal instruments to use during the workshop, if they wish.

Learning objectives

Upon completion of this workshop you will be able to:

- Recognize distinct tools and techniques for progressive ergonomics during graft dissection and implantation.
- Exhibit skills in dissection, implantation, and slivering of different graft types and sizes.
- Correlate distinct instrumentation and equipment used for preparation of grafts.
- Recognize basic anatomy and physiology of hair relating to hair transplantation.

PRECAUTION NOTE: This workshop will utilize human cadaver tissue and sharps. Although all tissue is pre-screened for contaminants and communicable disease, Universal Precautions must be observed for the entirety of this workshop. See Attendee Agreement on the registration form. Scrubs are not required. Necessary disposable coverings will be provided included standard disposable latex gloves. If you have an allergy to latex or glove powder, then bring several sets of your own gloves.



The ISHRS gratefully acknowledges

A to Z Surgical, Ellis Instruments, Micro-Vid, and the faculty

for their generosity in loaning instruments and equipment for this course.

Board Review Course

DATE: Wednesday/October 20, 2010
 TIME: 8:00AM-4:00PM (lunch provided)
 FEE: \$495


LEVEL: Intermediate and Advanced

Board Review Course Co-Chairs:

Sungjoo Tommy Hwang, MD, PhD, and Glenn M. Charles, DO



Glenn M. Charles, DO



Sungjoo Tommy Hwang, MD, PhD

The Board Review Course will provide an opportunity for hair restoration surgeons to review a range of topics that are representative of information that will be present on both the initial certification exam and the re-certification exam for the American Board of Hair Restoration Surgery (ABHRS). This course will also teach a methodology

for preparing for and navigating the ABHRS written and oral examination. The presentations are intended to provide in depth or advanced information in topics such as the etiologies of hair loss, anatomy/histology of scalp and hair, medical treatments, donor and recipient area management, cell and gene therapy, anesthesia, and emergency interventions.

This course will also have the attendees run through numerous case scenarios to help the attendees hone their skills in preparing to take the oral exam part of the ABHRS Certification Exam. There will be ample opportunities for attendee participation and question and answer sessions.

Course tuition includes online access to the ISHRS Basics Lecture Series enduring material that includes 15 pre-recorded comprehensive lectures covering medical and surgical hair restoration. The material extensively reviews the vital information necessary to pass the ABHRS exam.

Learning objectives

Upon completion of this course you will be able to:

- Describe an organized strategy for studying for the ABHRS exam.
- Outline and describe a strategy for taking the ABHRS Oral exam.
- Outline the core content of the ABHRS examination.

- Discuss the pharmacology of medical therapy for hair loss.
- Distinguish between the non-androgenetic etiologies of hair loss, recognize basic dermatologic conditions, and understand the medical treatments of hair loss.
- Describe the principles of donor site management and all major methods of graft production, recipient site creation, graft placement techniques, and methods for maximizing density.
- Explain to a patient the risk benefits of FU Transplantation vs. Follicular Unit Extraction.

- Explain to a patient the risk benefits associated with a trichophytic closure donor area harvesting.
- Understand the risks benefits of Scalp Reduction, Juri Flap, and Frechet Flap and the anatomy of the scalp involved.
- Describe to an examiner the difference between tissue expansion and tissue extension
- Outline the anatomy, histology, and physiology of the scalp and hair follicle.
- Describe anesthesia used in hair restoration surgery.
- Discuss the work up for females with hair loss.
- Identify the emergency interventions for hair restoration surgery.

PROGRAM OUTLINE

7:30AM-8:30AM	Continental Breakfast	10:55AM-11:15PM	Female Hair Loss Work Up & Non-Androgenetic Hair Loss
8:00AM-8:10AM	Introduction & Orientation		Dan Didocha, DO
	Glenn M. Charles, DO and Tommy Hwang, MD, PhD	11:15PM-12:30PM	Lunch
8:10AM-8:30AM	Test Taking Strategies Robert H. True, MD	12:30AM-12:50AM	Pre and Post-op Management
8:30AM-10:15AM	Advance Technologies Panel Discussions		Robert Reese, DO
	Note: each presenter has 10' lecture and then 5' Q&A.	12:50PM-1:10PM	Cell and Gene Therapy
8:30-8:45	Donor Removal Techniques (strip):		Nilofer Farjo, MBChB
	Tommy Hwang, MD, PhD	1:10PM-1:30PM	Overview of BLS with AED
8:45-9:00	FUE: James A. Harris, MD		Mark McKenzie, MD
9:00-9:15	Trichophytic Closures: Mario Marzola, MBBS	1:30PM-1:40PM	Coffee Break
9:15-9:30	Hairline Design: Ronald L. Shapiro, MD	1:40PM-3:30PM	Oral Exam Scenarios
9:30-9:45	Tissue Expansion & Flaps:		Glenn M. Charles, DO, Robert H. True, MD, Mark McKenzie, MD, Dan Didocha, DO, James Harris, MD, Robert Reese, DO, Tommy Hwang, MD, Vance Elliot, MD
	E. Antonio Mangubat, MD	3:30PM-4:00PM	Final Questions Open Discussion
9:45-10:00	Graft Placement Techniques:		Glenn M. Charles, DO and Tommy Hwang, MD
	Glenn M. Charles, DO		
10:00-10:15	Recipient Sites: Vance Elliot, MD		
10:15AM-10:30AM	Coffee Break		
10:30AM-10:55AM	Medical Treatments – Lectures		
10:30-10:40	Medical Therapies: Robin Unger, MD		
10:40-10:50	OTC's: Matt L. Leavitt, DO		
10:50-10:55	Q&A		

Basics Course in FU Hair Restoration Surgery

DATE: Wednesday/October 20, 2010

TIME: 9:00AM-4:00PM (lunch provided)

FEE: \$895

LEVEL: Beginner

Basics Course Co-Chairs: Robert P. Niedbalski, DO, and Ricardo Mejia, MD

The Basics Course offers a very special opportunity for the physician who is new to the practice of hair restoration surgery. Working directly with human cadaver scalp tissue, this workshop takes the participant through all phases of a follicular unit hair transplantation procedure including:

- Proper diagnosis and development of a treatment plan
- Surgical strategy: hairline and crown design, graft disbursement
- Tumescence scalp anesthesia
- Donor strip harvesting using both single and multi-bladed scalpels
- Tissue management including donor strip slivering and graft preparation
- Recipient site creation and organization
- Graft placement
- Instrumentation
- Staff training

The course is designed as a series of 5 stations that simulate the critical phases of a hair restoration surgery. Students will spend 55 minutes at each station in order to provide enough time to learn each of these skills. A final session will convene all course participants with the entire faculty for a session of "Ask the Experts." Participants should have a working knowledge of hair and scalp anatomy and physiology to get the most out of this experience.

Course tuition includes online access to the ISHRS Basics Lecture Series enduring material that includes 15 pre-recorded comprehensive lectures covering medical and surgical hair restoration. The URL and passcode will be e-mailed to you prior to the meeting. It is highly encouraged that you review the 15 lectures PRIOR TO THE MEETING. In addition each registrant will receive a Physician Kit which includes the instruments and supplies necessary to participate in the course. Participants may bring their own instruments for their own personal use during the course, if they wish.


PRECAUTION NOTE: This course will utilize human cadaver tissue and sharps. Although all tissue is pre-screened for contaminants and communicable disease, Universal Precautions must be observed for the entirety of this course. Please see the Attendee Agreement on the registration form. Scrubs are not mandatory but you may wear scrubs for this course if you choose. Disposable protective coverings will be provided, including standard disposable latex gloves. If you have an allergy to latex or glove powder, please bring several sets of your own gloves.

The ISHRS gratefully acknowledges
A to Z Surgical, Ellis Instruments, Micro-Vid, and the faculty
 for their generosity in loaning instruments and equipment for this course.

Learning objectives

Upon completion of this course you will be able to:

- Design integrated medical and surgical treatment plans for patients between the ages of 18 to 65 who have Norwood Hamilton hair loss patterns of II-VII taking into account their existing medical condition as well as their potential for future hair loss.
- Calculate and safely administer the proper medication for patient sedation and tumescent anesthesia for follicular unit hair restoration surgery, including the use of techniques to minimize patient discomfort during anesthesia administration.
- Harvest hair-bearing donor scalp strips with a minimum of follicular transection and damage and perform a trichophytic closure of the donor wound without tension.
- Prepare slivers and follicular unit grafts from donor tissue under magnification. Minimize transection damage to donor hair follicles.
- Prepare proper sized recipient sites for 1, 2 and 3 hair follicular unit grafts in the frontal, mid and posterior scalp with proper attention to the exit angle, hair direction depth of incision, and spacing so as to attain a natural appearance and optimize hair growth.
- Place follicular unit grafts into prepared recipient sites oriented in both coronal and sagittal directions.
- Identify, advise and manage patients whose hair loss is not androgenetic in etiology.



Robert P. Niedbalski, DO



Ricardo Mejia, MD



STATION 1: Hairline & Crown Design**Station Leaders:** Cam Simmons, MD and Jerry Wong, MD

This station emphasizes the importance of proper planning and the incorporation of anatomical landmarks in the design of suitable hairlines and crown patterns for male and female patients. Consideration of patient age, ethnicity, hair type, and other variables will be reviewed.



Cam Simmons, MD



Jerry Wong, MD

STATION 2: Anesthesia & Donor Harvesting**Station Leaders:** Marco Barusco, MD and Mark S. DiStefano, MD

Participants will learn techniques for safe administration of tumescent donor anesthesia with minimal patient discomfort. Techniques will include the use of distraction tools, micro drip "wand" injections and various mixtures of anesthetic agents and tumescent solutions. Strip harvesting with single and double bladed scalpels, and donor closure techniques including the trichophytic closure will be practiced on cadaver scalp tissue. Safe management of tissue will be demonstrated.

(If you are interested in learning FUE techniques, you may wish to consider signing-up for "Workshop 101: Beginning FUE" taking place on Thursday morning.)



Marco Barusco, MD



Mark S. DiStefano, MD

STATION 3: Slivering & Graft Preparation**Station Leaders:** Sam Lam, MD and Emina Karamanovski

Participants will learn safe and effective techniques for accurate and efficient slivering of donor strips and preparation of single follicular grafts using microscopes, loupe magnification, backlighting and a variety of blades and instruments.



Sam Lam, MD



Emina Karamanovski

STATION 4: Site Preparation**Station Leaders:** William H. Reed II, MD and Daniel G. McGrath, DO

Participants will practice creation of recipient sites on cadaveric tissue using a variety of instrumentation. Design and arrangement of sites will be practiced in the context of a complete hair restoration procedure. Special emphasis will be placed on matching the recipient site tool with the size and location of the graft.



William H. Reed II, MD



Daniel G. McGrath, DO

STATION 5: Pathological Hair Loss**Station Leader:** Ricardo Mejia, MD

Participants will problem solve on case presentations to include patients with pathological, non-androgenetic hair loss. Slides will be used to stimulate discussion concerning the evaluation, differential diagnosis and appropriate surgical interventions.



Ricardo Mejia, MD

WRAP UP SESSION**ASK THE EXPERTS**

Participants will convene with the entire faculty for a session of "Ask the Experts." Here is your chance to ask the question that has been nagging you about the information and skills taught at the various stations.

Workshops

DATE: Thursday/October 21, 2010 and
Friday/October 22, 2010

TIME: 6:45AM-8:15AM and
6:45AM-8:00AM

FEE: \$95 per workshop

Workshop Chair: Ivan S. Cohen, MD

This year the workshops are back and are better than ever. We have selected some of the most popular workshops from previous years and matched them with an outstanding faculty. Attendees will have the opportunity for in-depth participation, exploration and discussion of these topics. Each workshop is 90 minutes, except for the FTP Educators workshop on Friday which is 75 minutes. **The workshop will be taught at the level in which it is designated.**

Workshops are open to physicians and interested surgical assistants and office staff, however, these workshops are taught at the physician-level.

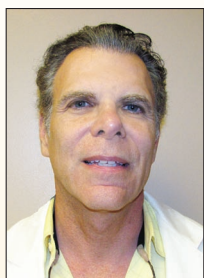
Registration is required and will be confirmed on a first-come, first-served basis. As a member-benefit, only ISHRS members and member applicants may advance register for these workshops. Non-members may purchase tickets onsite, pending availability. The faculty listed are preliminary as of the date of the printing of this program. Directors and faculty are subject to change without prior notification to registrants, and will not be considered reasons for refund requests.



Ivan S. Cohen, MD

WORKSHOP 101

Beginning FUE



Paul T. Rose, MD, JD

Director:

Paul T. Rose, MD, JD

Faculty:

Christian N. Bisanga, MD,
Mark S. DiStefano, MD,
Demir A. Ilter, MD,
Robert H. True, MD, and
George Zontos, MD

Level:

Beginner (new to FUE)

Follicular Unit Extraction/Follicular Unit Isolation is an alternative donor harvesting technique to strip harvesting. The technique is based on using a small diameter punch to harvest individual follicular units. Unlike strip harvesting these techniques allow for harvesting, of grafts without producing a linear scar. In this workshop we will use a combination of lectures and hands-on demonstration. The faculty will include physicians from various parts of the world who can provide somewhat different approaches to FUE/FIT. The workshop is intended for physicians new to this technique. Participants will learn about the various aspects of the technique as well as advantages and disadvantages of the FUE. We will also review difficulties associated with FUE/FIT and methods to avoid or treat the complications that one may encounter. *

The FUE/FIT course is an interactive course. The participants will have the unique opportunity to utilize cadaver scalp to learn the basic approach to harvest grafts with this technique. Attendees should bring their own loupes with at least a three magnification, but preferably more, as well as a couple of small dressing forceps or similar forceps.

Learning objectives

Upon completion of this workshop you will be able to:

- Determine proper patient selection.
- Describe the basic approach to the technique.
- Utilize the proper basic instrumentation.
- Recognize possible difficulties that may be encountered and methods to limit the problems.

The ISHRS gratefully acknowledges
Ellis Instruments and the faculty
for their generosity in loaning instruments and
equipment for this course.

WORKSHOP 102

Recipient Sites



Arthur Tykocinski, MD

Director:

Arthur Tykocinski, MD

Faculty:

Jennifer H. Martinick, MBBS,
Thomas Nakatsui, MD,
Ronald L. Shapiro, MD,
and Jerry Wong, MD

Level: All Levels

This workshop will focus on comparing different techniques and instruments for creating the recipient sites, including sagittal and coronal incisions, variable densities, stick and place, and tips for the hairline incisions. The faculty includes renowned experts on each technique, providing a vast view of all possibilities. There will be five stations that the attendees will rotate through. Each station will include a short demonstration video and a live demonstration on pork skin with human cadaver grafts. For those attendees who wish, there will be a few minutes to try the technique. Students who wish to participate should bring their own loupes. *

Learning objectives

Upon completion of this workshop you will be able to:

- Compare and contrast the various types of recipient sites and the different tools used to create them.
- Identify the differences between perpendicular ("coronal") slits and parallel ("sagittal") slits and describe the various situations when these are optimally used.
- Understand how to create variable densities.

* **PRECAUTION NOTE:** This workshop will utilize human cadaver tissue and sharps. Although all tissue is pre-screened for contaminants and communicable disease, Universal Precautions must be observed for the entirety of this workshop. See Attendee

Agreement on the registration form. Scrubs are not required. Necessary disposable coverings will be provided included standard disposable latex gloves. If you have an allergy to latex or glove powder, then bring several sets of your own gloves.

WORKSHOPS
AT-A-GLANCE

NUMBER	TITLE	DIRECTOR	LEVEL
Thursday/October 21 ★ 6:45AM-8:15AM			
101	Beginning FUE	Paul T. Rose, MD, JD	Beginner at FUE
102	Recipient Sites	Arthur Tykocinski, MD	All Levels
103	Painless Anesthesia Techniques	Steven C. Chang, MD	All Levels
104	Pearls for Maximizing Graft Survival and Avoiding Poor Growth	Michael L. Beehner, MD	All Levels
Friday/October 22 ★ 6:45AM-8:00AM			
201	FTP Educators: How to Present at Medical Meetings	Nilofer P. Farjo, MBChB	All Levels

WORKSHOP 103

Painless Anesthesia Techniques



Steven C. Chang, MD

Director:

Steven C. Chang, MD

Faculty:Vance W. Elliott, MD,
Cam Simmons, MD,
Edwin Suddleson, MD,
and Kuniyoshi Yagyu, MD**Level:** All Levels

The proper selection and administration of an anesthetic agent is one of the most important components of hair transplantation surgery. Patients should be physically and psychologically as comfortable as possible, and this can be achieved only by minimizing pain and anxiety. The importance of pain control in all aspects of hair transplantation cannot be overestimated. Potential patients state that the fear of pain is one of the most frequent reasons they avoid hair transplantation surgery. This workshop will discuss conscious sedation, new and old local anesthetics, maximum doses of local anesthetics, the epinephrine/beta blocker controversy, nerve blocks, and the potential lethal complications resulting from overdose of anesthetic agents. All

physicians who perform hair restoration surgery use the medications discussed here and should be familiar with all aspects of their use.

Learning objectives

Upon completion of this workshop you will be able to:

- Describe how to administer hair transplant anesthesia: safely, painlessly, with minimal blood loss, without nausea or vomiting, and with minimal forehead swelling.
- List the proper and safe doses of anesthetics and the rules and regulations for hair transplant anesthesia.
- Discuss the appropriate procedures for handling emergencies in the operating room.

WORKSHOP 104

Pearls for Maximizing Graft Survival and Avoiding Poor Growth



Michael L. Beehner, MD

Director:

Michael L. Beehner, MD

Faculty:Jerry E. Cooley, MD,
William M. Parsley, MD, and
William H. Reed, II, MD**Level:** All Levels

One of the goals in hair transplant surgery is to obtain great and natural-looking results including nearly 100% hair growth and survival. But there are different factors that may impact the results following hair restoration surgery. This course will review some well-established aspects of graft care and manipulation to insure maximal growth and avoid poor growth including graft storage. Various research studies will be reviewed that deal with various stress factors to grafts and the survival percentages realized. In addition, this expert faculty will share their perspective on maximizing growth of grafts as it relates to their own individual practices on a daily basis and the prevention of poor growth.

Learning objectives

Upon completion of this workshop you will be able to:

- Identify those factors of the hair transplantation procedure that can have an impact on hair graft growth and survival.
- Describe the relationship between grafts survival and the following factors: donor harvest technique, hair graft preparation, storage media for grafts, graft storage temperature, effects of dehydration and manipulation, graft placement, and post operative regimens.

WORKSHOP 201

FTP Educators: How to Present at Medical Meetings



Nilofer P. Farjo, MBChB

Director:

Nilofer P. Farjo, MBChB

Faculty:Vance W. Elliott, MD and
Carlos J. Puig, DO**Level:** All Levels

An extension of previous workshops for ISHRS Fellowship Training Program Directors and others interested in improving their teaching skills, this workshop will focus on helping attendees to improve their preparation and presentation at meetings. It will present a basic framework for directors and fellows to give a competent presentation. The session will offer advice on skills such as how to prepare presentations of varying lengths, how to make best use of PowerPoint, how to appear on stage, and how to answer questions. There is no fee for this workshop for ISHRS FTP Directors and Co-Directors.

Learning objectives

Upon completion of this workshop you will be able to:

- List the essential requirements for competent presentation.
- Give advice on use of PowerPoint for presentations.
- List the essentials of conducting yourself confidently on stage.

Lunch Symposia

LUNCH SYMPOSIA AT-A-GLANCE

DATE: Thursday/October 21, 2010

TIME: 12:30PM-1:45PM

FEE: No extra fee required, but you must sign-up for the symposium of your choice during the registration process so we can properly plan for food and room size.

NUMBER	TITLE	DIRECTOR	LEVEL
Thursday/October 21 ★ 12:30PM-1:45PM			
111	Powered FUE (CME will not be offered for this course)	James A. Harris, MD	All Levels
112	Roving Microphone on Complications	Mario Marzola, MBBS	All Levels
113	Going Viral: Unlocking the Secrets of Social Media for Hair Transplant Patient Education and Beyond	Alan J. Bauman, MD	All Levels

LUNCH SYMPOSIUM 111

Powered Systems for Follicular Unit Extraction (FUE)



James A. Harris, MD

Director:

James A. Harris, MD

Faculty:

Jean Devroye, MD,
Robert T. Leonard, Jr., DO,
and Robert H. True, MD

Level: All Levels

This symposium will introduce the attendees to the major devices available for powered FUE. The presenters will show video clips of the instruments in action and discuss the advantages and disadvantages of each system that they use or promote. CME will not be offered for this course.

Learning objectives

Upon completion of this workshop you will be able to:

- List the major systems available for powered FUE.
- List the features of each system that differentiate one from another.
- Identify the relative advantages and disadvantages of each system.
- State the performance and costs of each system.

LUNCH SYMPOSIUM 112

Roving Microphone on Complications



Mario Marzola, MBBS

Director:

Mario Marzola, MBBS

Faculty:

Bessam K. Farjo, MBChB
John D.N. Gillespie, MD
Bobby L. Limmer, MD

Level: All Levels

The best way to avoid complications in hair restoration surgery is to know them, see them, and understand them. Why did they happen, how did they happen, how can they be handled, and how can they be avoided next time? Bad scars, bad growth, and bad outcomes for both patient and doctor. Pictures and stories that will stay in the memory and resurface as red flags when confronted with a patient at risk.

Learning objectives

Upon completion of this workshop you will be able to:

- Identify situations which can lead to complications.
- Understand the treatment of a complication to minimize the damage.
- Modify the surgical technique to reduce the rate of complications.

LUNCH SYMPOSIUM 113

Going Viral: Unlocking the Secrets of Social Media for Hair Transplant Patient Education and Beyond



Alan J. Bauman, MD

Director:

Alan J. Bauman, MD

Faculty: Kevin 'Nalts' Nalty

Level: All Levels

It is also a fancy way to describe the 'zillions' of conversations people are having online 24/7. Recently, social media became the fourth most popular online activity, surpassing traditional email and firmly solidifying its place in the Information Age as more than a simple fad. So why should we as physicians care? Social media is democratizing communications—shifting power away from the editors, publishers, the establishment and the 'media elite.' Beyond just another marketing channel, understanding how to leverage social media has implications for public relations, customer service, loyalty building, collaboration, networking, thought-leadership... And, yes, your next patient might find you there, too! Now is the time to LISTEN, ENGAGE & MEASURE. Are you ready to become part of the conversation?

Learning objectives

Upon completion of this workshop you will be able to:

- Become familiar with the popular social media sites, including Twitter, Facebook, YouTube, LinkedIn, etc.
- Understand the basic functionalities and 'personalities' and 'social media etiquette' of these sites.
- Review a case study of hair transplant patient education using social media.
- Leverage the benefits of social media for marketing purposes and avoid common pitfalls and social media faux pas.

Thank You FACULTY!

We truly appreciate your dedication and expertise in the planning, preparation, and presentation of materials.

Gholamali Abbasi, MD	Bessam K. Farjo, MBChB	Jose F. Lorenzo, MD	Aileen Russell, NCMA
Morteza Adabi, MD	Nilofer P. Farjo, MBChB	E. Antonio Mangubat, MD	Antonio S. Ruston, MD
Kulakarn Amonpattana, MD	Silvana Franzini, MD	Andrea Marliani, MD	Neil S. Sadick, MD
Marc R. Avram, MD	Vincenzo Gambino, MD	Jennifer H. Martinick, MBBS	Marty E. Sawaya, MD, PhD
Jonathon L. Ballon, MD	Jorge I. Gaviria, MD	Mario Marzola, MBBS	Joanne Scannell, RN
Deanne Barron	John D.N. Gillespie, MD	Paul J. McAndrews, MD	Janna Shafer
Marco Barusco, MD	Alex Ginzburg, MD	Daniel G. McGrath, DO	Paul Shapiro, MD
Fernando Basto, MD	Joseph F. Goodman, MD	Mark McKenzie, MD	Ronald L. Shapiro, MD
Alan J. Bauman, MD	Laureen Gorham, RN	Ricardo Mejia, MD	Tseng-Kuo Shiao, MD
Michael L. Beehner, MD	Christine Guimaraes, MD	Parsa Mohebi, MD	Cam Simmons, MD
Bruno A. Bernard, PhD, Dr. es Sci.	Robert S. Haber, MD	Mohammad Humayun Mohmand, MD	Kurt Stenn, MD
Chris N. Bisanga, MD	James A. Harris, MD	Kathryn Morgan	Dow B. Stough, MD
Scott Boden, MD	Gary S. Hitzig, MD	Thomas Nakatsui, MD	Edwin Suddleson, MD
Ruben A. Bogin, MD	Sungjoo Tommy Hwang, MD, PhD	Kevin Nalty	Patrick Tafoya
Pierre Bouhanna, MD	Demir A. Ilter, MD	Muhammed Nasir Rashid, MD	Andrea Tchalakov, MD
Brandi Burgess	Judy Inguito	Bertram M. Ng, MD	Robert H. True, MD
Theresa Marie R. Cacas, MD	Kamran Jazayeri, MD	Robert P. Niedbalski, DO	Akaki Tsilosani, MD
James S. Calder, MD	Francisco Jimenez, MD	Bernard P. Nusbaum, MD	Arthur Tykocinski, MD
Steven C. Chang, MD	Weiming Jing, MD	Kun Oc, MD	Robin Unger, MD
Glenn M. Charles, DO	Jamal Jomah, MD	Nina Otberg, MD	Walter P. Unger, MD
Ekrem Civas, MD	Robert G. Jones, MD	Radha Palakurthi, MD	Salome Vadachkoria
Bernard H. Cohen, MD	Sheldon S. Kabaker, MD	MaryAnn Parsley, RN	Sanjiv A. Vasa, MD
Ivan S. Cohen, MD	Emina Karamanovski, MD	William M. Parsley, MD	Carlos Velasco de Aliaga, MD
Jerry E. Cooley, MD	Sharon A. Keene, MD	Damkerng Pathomvanich, MD	James E. Vogel, MD
Barbara Costa, MD	Dae-Young Kim, MD, PhD	David L. Phillips, Sr., MD	Ken Washenik, MD, PhD
Paul C. Cotterill, MD	Moonkyu Kim, MD, PhD	Marcelo Pitchon, MD	Amy Watts
Jean Devroye, MD	Anne Knudsen	Carlos J. Puig, DO	David A. Whiting, MD
Daniel Didocha, DO	Russell Knudsen, MBBS	William R. Rassman, MD	Jerry Wong, MD
Margaret Dieta	Grant F. Koher, DO	William H. Reed II, MD	Kuniyoshi Yagyu, MD
Mark S. DiStefano, MD	Sara Kotai, MBBS	Robert J. Reese, DO	Kazuhito Yamamoto, MD
Vance W. Elliott, MD	Melike Kuelahci, MD	Fabio Rinaldi, MD	Deg Yu, MD
Edwin S. Epstein, MD	Sam Lam, MD	Nicole E. Rogers, MD	Jack M. Yu, MD
Jeffrey S. Epstein, MD	Tina Lardner	Paul T. Rose, MD, JD	Shadi Zari, MD
Weixin Fan, MD, PhD	Matt L. Leavitt, DO	D. Hugh Rushton, PhD, BA, FIT	Craig L. Ziering, DO
	Robert T. Leonard, Jr., DO		Georgios Zontos, MD
	Bobby L. Limmer, MD		

The OPPORTUNITY you've been waiting for is here... AND NOW!

For more than 20 years, Dr. Craig L. Ziering has honed his surgical skills, patented technology and critical artistic vision, serving in a variety of capacities from surgeon to Associate Medical Director of MHR to building a successful private hair restoration practice for the past 8 years that's based on the highest standards of surgical excellence, advanced technology, and unparalleled patient care. His perfectionism and unyielding passion for this industry and his patients, are the hallmark of Ziering Medical.

Now, the Ziering brand is launching globally and will be marketed on a worldwide scale. Our mission is to improve the level of patient results and satisfaction around the globe -- without losing the individual, personal touch of quality and compassionate care.

If you are an independent surgeon, an established hair restoration practice, a medical technician, or patient advocate who isn't interested in the status quo and who desires to become part of this exciting new venture, send your resume for consideration to Joni O'Leary at joniolarey@zieringmedical.com.



ZIERING



Internet Café

Back by popular demand! Check your e-mails or research a hair restoration surgery topic online at the ISHRS Internet Café. The Internet Café, located in the exhibit hall, will be available for use by all registered attendees.

INTERNET CAFÉ HOURS

THURSDAY ★ October 21, 2010	7:45AM-7:00PM
FRIDAY ★ October 22, 2010	6:30AM-6:00PM
SATURDAY ★ October 23, 2010	6:30AM-1:30PM

We gratefully acknowledge

Hair Club Medical Group

for its generous support of the meeting that enabled us to offer this Internet Café.



Exhibitors

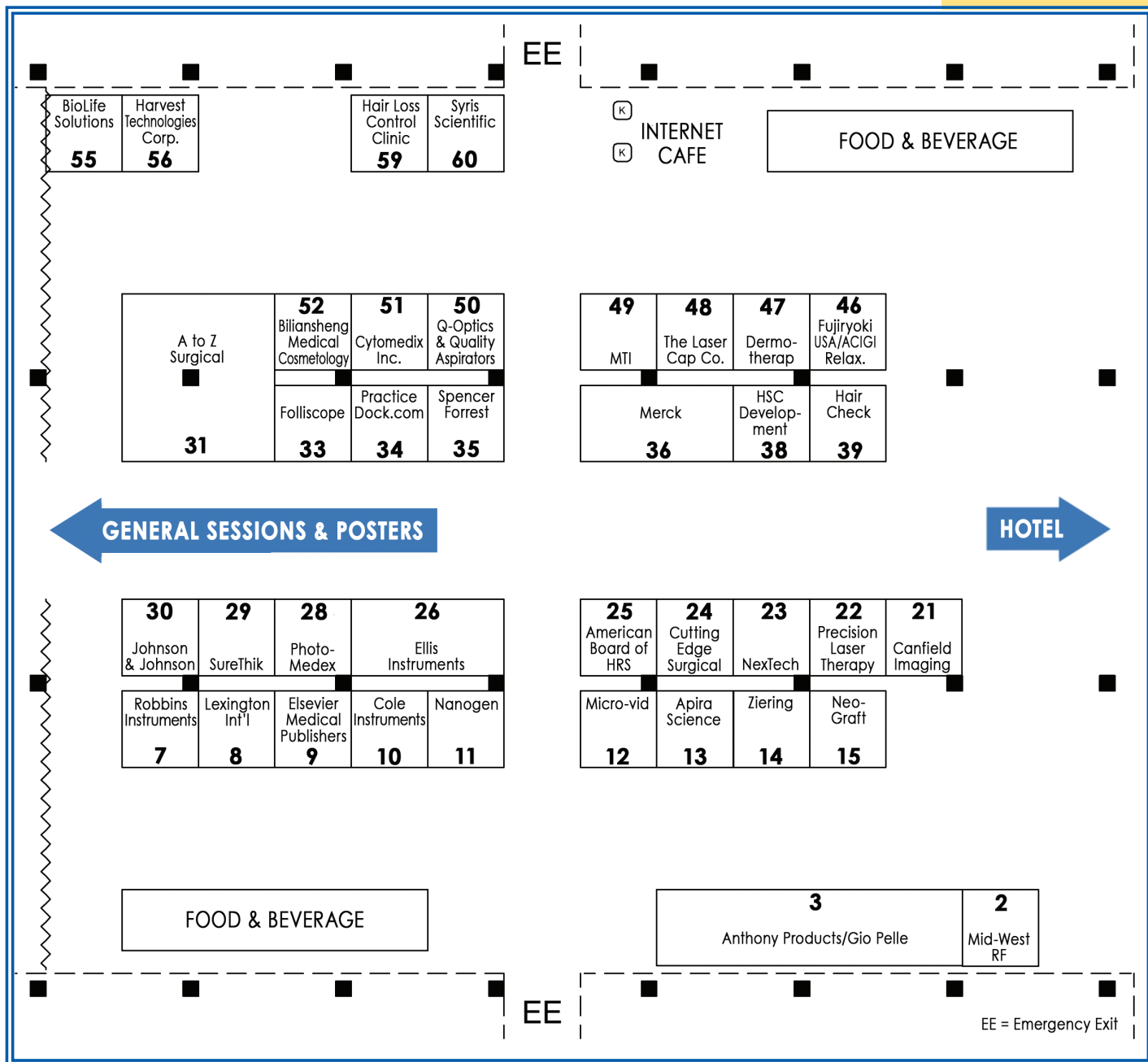
You are invited to visit the technical exhibit show at the 18th Annual Scientific Meeting in the Commonwealth Hall D&E, located adjacent to the general session, through the medical poster room.

Companies of interest to hair restoration surgeons will be displaying their products and services. Representatives will be available to answer questions. All coffee breaks will be served in the exhibit hall, and for your convenience, you will also find an internet café in the exhibit hall.

EXHIBIT HOURS Commonwealth Hall D&E

THURSDAY ★ October 21, 2010	7:45AM-7:00PM 5:30PM-7:00PM Welcome Reception
FRIDAY ★ October 22, 2010	6:30AM-6:00PM
SATURDAY ★ October 23, 2010	6:30AM-1:30PM

COMMONWEALTH HALL D & E - HARBOR LEVEL - FIRST FLOOR - STREET LEVEL



Exhibitors Exhibitors Exhibitors Exhibitors Exhibitors Exhibitors

2010 EXHIBITING COMPANIES The following is a list of exhibiting companies, listed in alphabetical order by company name:

A to Z Surgical

25 Plant Ave.
Hauppauge, NY 11788 USA
Phone: toll-free (800) 843-6266 or (631) 273-0005,
Fax: toll-free (800) 577-6050 or (631) 273-6199
kenny@georgetiemann.com
www.atozsurgical.com
Kenny Moriarty, Vice President
Booth #: 31
Surgical instruments, accessories, surgical tables and lights plus the new motorized FUE hand piece and much more.

American Board of Hair Restoration Surgery

419 Ridge Road, Suite C
Munster, IN 46321 USA
Phone: (219) 836-5858
Fax: (219) 836-5525
abhrr@sbcbglobal.net
www.abhrr.org
Peter B. Canalia, J.D.,
Executive Director
Booth #: 25
The ABHRS is a board organized for the purpose of certifying physicians in the specialty of Hair Restoration Surgery. While there is currently no ABMS certification specific to hair restoration, the ABHRS is the only certification recognized by the ISHRS.

Anthony Products/Gio Pelle

7740 Records Street
Indianapolis, IN 46226 USA
Phone: toll-free (800) 428-1610 or (317) 545-6196 Fax: (317) 543-3289
api@anthonyproducts.com
www.anthonyproducts.com
Todd Petrucciani, President
Booth #: 3
Anthony Products specializes in the distribution of ENT, Plastic Surgery and Dermatology instruments and equipment. Gio Pelle specializes in customized skincare, microdermabrasion, and personalized gel packs. Private label opportunities are available.

Apira Science

100 Bayview Circle, Suite 2200
Newport Beach, CA 92660 USA
Phone: toll-free (866) 982-7472 or (949) 854-9900 Fax: (949) 854-9922
nbrox@apirascience.com
www.apirascience.com
Nick Brox
Booth #: 13
Apira Science introduces the iGrow, the world's first home use hands free wearable laser hair treatment device. Using Revage 670 technology, the iGrow provides a convenient and effective laser treatment alternative to combs or brushes.

Biliansheng Medical Cosmetology of Beijing

24 Park Street, Suite B
Alhambra, CA 91801 USA
Phone: (626) 282-1216
Fax: (626) 380-1693
markmahong@yahoo.com
Honggang Ma, U.S. Office Secretary
Booth #: 52
Follicle unit extracting machine works by extracting hair follicles from the scalp.

BioLife Solutions

3303 Monte Villa Parkway, Suite 310
Bothell, WA 98012 USA
Phone: toll-free (866) 4-BIOLIFE or (425) 402-1400 Fax: (425) 402-1433
mrice@biolifesolutions.com
www.biolifesolutions.com
Mike Rice, Chairman & CEO
Booth #: 55
Optimized holding solution: HypoThermosol® is a GMP grade cell/tissue biopreservation media solution that has been adopted by several leading hair transplant physicians to extend the holding time of the explanted tissue strip and dissected follicles.

Canfield Imaging Systems

253 Passaic Ave.
Fairfield, NJ 07004 USA
Phone: toll-free (800) 815-4330 or (973) 276-0336 Fax: (973) 276-0339
info@canfieldsci.com
www.canfieldsci.com
Booth #: 21
Canfield is a leading developer of photographic systems for the medical and skin care industries. Product lines include Mirror® imaging software, VISIA® Complexion Analysis, VECTRA® 3D Systems, Reveal® facial imagers and customized photographic studio solutions.

Cole Instruments

1070 Powers Place
Alpharetta, GA 30009 USA
Phone: toll-free (800) 368-4247 or (678) 566-1011 Fax: (678) 566-1957
emilie@coleinstruments.com,
www.coleinstruments.com
Emilie Kirkup, VP of Sales & Marketing
Booth #: 10
Cole Instruments sells surgical instruments, punches and licenses for Dr. John Cole's CIT method of FUE.

Cutting Edge Surgical Equipment Ltd.

53 Trickle Ridge Place
Kimberley, BC V1A 2H8 CANADA
Phone: (250) 427-5424
roy@ratson.ca
www.cuttingedge-surgical.ca
Roy Ratson
Booth #: 24
Prep blade cutters for recipient site blades, back removers, organizer trays, single and multi blade handles.

Cytomedix, Inc.

416 Hungerford Drive, Suite 330
Rockville, MD 20850 USA
Phone: toll-free (866) 298-6633 or (240) 499-2680 Fax: (240) 499-2960
dhotchkiss@cytomedix.com
www.cytomedix.com
Dave Hotchkiss,
VP of Sales & Marketing
Booth #: 51
Cytomedix is a biotechnology company specializing in whole blood separation systems: Angel® & Autologel™ that produce autologous platelet rich plasma (PRP) composed of multiple growth factors, platelet releasates & fibrin matrix for wound & tissue repair.

Dermotherap

Av. Elcano 3030
Ciudad Autónoma de Buenos Aires, Buenos Aires 1426 ARGENTINA
Phone: 54-11-4556-1570
ariel@dermotherap.com
www.dermotherap.com
Ariel Michalewicz, President
Booth #: 47
Development and technology in aesthetic equipments. Intradermotherapy device (gun) for intradermal injections, only FDA cleared. Carboxytherapy device (microcirculation enhance). Radiofrequency device (tightening, fat dissolution). Ultrasound (fat dissolution). Microdermabrasion device.

Ellis Instruments, Inc.

21 Cook Avenue
Madison, NJ 07940 USA
Phone: toll-free (800) 218-9082 or (973) 593-9222 Fax: (973) 593-9277
cellis@nac.net
www.ellisinstruments.com
Chuck Ellis, President
Booth #: 26
State of the art instrumentation for hair restoration surgery.

Exhibitors Exhibitors Exhibitors Exhibitors Exhibitors Exhibitors

Elsevier Medical Publishers

22 Hedgefield Court
Orange, CT 06477 USA
Phone: (203) 795-0552
Cell: (203) 915-6576
j.kalanta@elsevier.com
Jeane Kalanta, Sales Representative
Booth #: 9
Medical books, clinics, journals and electronic product from Elsevier Medical Publishers.

Folliscope

1F, 6-9, Bangbae Dong Seocho-Gu
Seoul, 137-825 SOUTH KOREA
Phone: 82-10-7274-1424
Fax: 82-2-6008-6112
Info@hairsience.co.kr
www.hairsience.co.kr
Terry Lee, Director
Booth #: 33
We are specialists in hair restoration systems. Numerous years of extensive Follipen (Choi hair transplanter) manufacturing experience have made LeadM an acknowledged pioneer of hair restoration surgery. Also we provide FUExtractor and micro video scope, Folliscope for measuring hair density, thickness and growth rate.

Fujiiryoki USA/ACIGI Relaxation

4399 Ingot Street
Fremont, CA 94538 USA
Phone: (510) 651-9088
Fax: (510) 651-6188
marketing@drfuji.com
www.drfuji.com
Lorraine Yeung, Manager
Booth #: 46
Over 55 years in Medical Cyber Relax Massage Chair industry, Fujiiryoki developed professional techniques that remove accumulated strain, tension, pain and stress, even in your brain. Extreme mechanisms, exquisite comfort that approaches the deep, powerful and plain touch of real hands.

HairCheck

12188 SW 128th Street
Miami, FL 33186 USA
Phone: toll-free (800) 233-7453 or (305) 253-9200 Fax: (305) 253-6696
www.haircheck.com
Mike Vidal, President
Booth #: 39
A revolutionary new technology that measures hair loss, hair growth and response to treatment.

Hair Loss Control Clinic

4 Avis Drive
Latham, NY 12110 USA
Phone: toll-free at (877) 452-2123 or (518) 220-1500, Fax: (518) 785-3540
bill@hlcconline.com
www.hlcc123.com
William Blatter, CEO
Booth #: 59
Since 1987, HLCC has been running medically directed Hair Loss Laser Clinics. Now with more than 115 clinics in 23 countries, HLCC offers a large selection of hair loss lasers and unique hair loss products. Private labeling is available.

Harvest Technologies Corp.

40 Grissom Road, Suite 100
Plymouth, MA 02360 USA
Phone: toll-free (877) 842-7837 or (508) 732-7500 Fax: (508) 732-0400
fstephenson@harvesttech.com
www.harvesttech.com
Frank Stephenson,
V.P. Sales & Marketing
Booth #: 56
Harvest manufactures the SmartPreP 2 Platelet Concentrate System. In minutes, in the office, SmartPreP produces Autologous Platelet Rich Plasma (PRP) enriched with multiple growth factors, for initiating and accelerating tissue repair and regeneration.

HSC Development

5445 DTC Parkway, Suite 1015
Greenwood Village, CO 80111 USA
Phone: toll-free (877) 694-9381 or (720)-536-4897 Fax: (303) 694-9373
tgeissler@hscdev.com
www.hscdev.com
Tom Geissler, Product Specialist
Booth #: 38
Demonstration and sale of a powered follicular unit extraction device called The Powered SAFE System.

Johnson & Johnson Healthcare Products Division of McNEIL-PPC, Inc.

185 Tabor Road
Morris Plains, NJ 07950-2523 USA
Phone: toll-free (800) 764-2463 or (973) 385-7762
www.ROGAINE.com
Booth #: 30
ROGAINE® is the only topical brand FDA-approved to regrow hair—in both men and women. ROGAINE® helps reverse the progression of hereditary hair loss.

The Lasercap Company

938 Chestnut Run
Gates Mills, OH 44040 USA
Phone: toll-free (877)-711-GROW (4769) or (440) 423-1836 Fax: (860) 201-1846
mirabin@laserlap.us
www.laserlap.us
Michael Rabin, MD, CEO
Booth #: 48
LaserCap for treatment of hair loss has 224 laser diodes in a portable cap powered by rechargeable batteries and fits under any type of hat to deliver the power of an in-office clinical unit in the comfort of your patient's home.

Lexington International, LLC

777 Yamato Road, Suite 105
Boca Raton, FL 33431 USA
Phone: (561) 314-2430
Fax: (561) 892-0747
RV@HAIRMAX.com
www.HAIRMAX.com
Randy Veliky, Chief Operations Officer
Booth #: 8
HairMax LaserComb. The only FDA-cleared home-use device that has been clinically proven to treat AGA. Also works excellent as an adjunct to transplant surgery. Come see our sleek new battery powered models and view our new clinical study results.

Merck

351 N. Sumneytown Pike
North Wales, PA 19454 USA
Phone: (267) 305-5000
Fax: (267) 305-1266
www.merck.com
Booth #: 36
Today's Merck is working to help the world be well. Through our medicines, vaccines, biologic therapies, and consumer and animal products, we work with customers and operate in more than 140 countries to deliver innovative health solutions. Merck. Be Well. For more information, visit www.merck.com.

Micro-vid

P.O. Box 1517
Huntington Beach, CA 92647 USA
Phone: toll-free (800) 862-0447 or (714) 893-5997 Fax: (714) 893-5997
emascio@micro-vid.com
www.micro-vid.com
Ed Mascio, President
Booth #: 12
Micro-vid offering the latest in Fico slivering and dissection microscopes with optimal LED lighting techniques. In addition, find video and digital hand held microscopes for consulting and donor site estimate, plus Mantis microscopes with either table top or articulated stands.

Midwest RF LLC

1050 Walnut Ridge Drive
Hartland, WI 53029 USA
Phone: (262) 367-8254
Fax: (262) 367-7684
helmut@midwestcomposite.com,
www.midwestrf.com
Helmut Keidl, President
Booth #: 2
Midwest RF received FDA clearance to market its MEP-90 Hair Growth Stimulation System. The MEP-90 is the only medical device indicated to promote hair growth in females with androgenetic alopecia. For more information, visit us at www.midwestrf.com.

Exhibitors Exhibitors Exhibitors Exhibitors Exhibitors Exhibitors

MTI

3655 West Ninigret Drive
Salt Lake City, UT 84104 USA
Phone: toll-free (800) 924-4655 or
(801) 887-5114 Fax: (801) 952-0548
mikebaker@mti.net
www.mti.net
Mike Baker, Sales
Booth #: 49

MTI will display samples of their specialized hair transplant surgery chairs/tables with the very patient friendly floating arm system.

Nanogen

58 Crews Road
London, NW2 2AD UNITED KINGDOM
Phone: +44 (0)20 8458 2500
lee@pangaea.co.uk
www.nanogen.org
Lee Hanly,
International Account Manager
Booth #: 11

Nanogen is one of Europe's largest manufacturers of professional and medical topical hair loss solutions and medical devices. Nanogen only engages in science-based solutions and has obtained a wide array of international patent protection.

NeoGraft

1301 West Highway 407, Suite 201
Lewisville, TX 75077 USA
Phone: (972) 966-3498
Fax: (972) 966-3508
laserpulse@msn.com
www.neograft.com
Herb Rippley,
Director of Sales for North America
Booth #: 15
NeoGraft is a global leader in transplantation technology. The FDA approved NeoGraft is a patented system which provides the physician fast harvesting with low transaction, along with consistent quality grafts. The NeoGraft also implants using pneumatics, with a minimum of handling. NeoGraft offers Low Level Light Therapy for hair.

NexTech

5550 W. Executive Drive, Suite 350
Tampa, FL 33609 USA
Phone: toll-free (800) 490-0821
Fax: (813) 425-9200
websales@nextech.com
www.nextech.com
Booth #: 23
NexTech Practice 2011 is fully integrated practice management, marketing, and EMR/EHR software designed specifically for surgeons and medical practices. With a client base of approximately 3,000 physicians worldwide, Practice 2011 is comprehensive, completely modular, and CCHIT 2011 certified.

PhotoMedex

147 Keystone Drive
Montgomeryville, PA 18936 USA
Phone: toll-free (888) 966-1010 or
(215) 619-3600
Fax: toll-free (800) 854-5576
procytecustomerservice@
photomedex.com
www.photomedex.com
Booth #: 28
PhotoMedex offers innovative product lines including Neova® with patented Copper Peptide technology for skin, hair and wound care, XTRAC® Excimer Laser for dermatological applications, such as psoriasis, and Omnilux™ line of LED products for acne, fine lines and wrinkles.

**PracticeDock.com powering
LocateADoc.com**

1060 Woodcock Road
Orlando, FL 32803 USA
Phone: toll-free (877) 665-6798 or
(407) 206-0700 Fax: (407) 206-3376
blaine@practicedock.com
www.practicedock.com
Blaine Roseberry
Booth #: 34
PracticeDock's lead generation system LocateADoc.com delivers pre-qualified patient leads to your practice. Use real-time tools to track the success of your lead generation program down to your exact Return on Investment (ROI).

Precision Laser Therapy

3690 Orange Place, Suite 115
Beachwood, OH 44122 USA
Phone: toll-free (877) 776-1667 or
(440) 606-6818 Fax: (440) 292-9905
tiffany@precisionlasertherapy.com
www.precisionlasertherapy.com
Tiffany Masiello-Helt, President
Booth #: 22
Precision Laser Therapy is a non-ablative, cold laser therapy system that grows hair & rejuvenates skin. This technology is FDA-approved for the growth of hair. This Class IIIA laser therapy produced a hair count increase of 93.5% and a 78.9% increase in hair tensile strength in one US study proving it works!

Q-Optics & Quality Aspirators

P.O. Box 382120
Duncanville, TX 75138 USA
Phone: toll-free (800) 858-2121 or
(972) 298-2669 Fax: (972) 298-6592
brent.downs@q-optics.com
www.q-optics.com
Brent Downs, Director of Sales
Booth #: 50
Flip Style Loupes, Through The Lens Loupes, Portable LED Headlights, Lighted Instruments.

Robbins Instruments

2 North Passaic Ave.
Chatham, NJ 07928 USA
Phone: toll-free (800) 206-8649 or
(973) 635-8972 Fax: (973) 635-8732
george@robbinsinstruments.com,
www.robbinsinstruments.com
George Mulvaney, President
Booth #: 7
Robbins Instruments will display a broad range of hair transplant instruments and products, including Sapphire Knives, Haber Spreader, "The Fuematic," and a complete set of Swiss Jewelers Forceps, Foerster Forceps, Bishop-Harmon Forceps and Farjo Disposable Forceps. Stop by Booth # 7 for our meeting specials.

Spencer Forrest, Inc.

11777 San Vincente Blvd., Suite 650
Los Angeles, CA 90049 USA
Phone: (310) 207-6300
Fax: (310) 207-6302
www.toppik.com
www.x5hairlaser.com
Booth #: 35
Manufacturer of Toppik Hair Building Fibers and the new cordless X5 Hair Laser.

SureThik Inc.

24-8888 Keele Street
Concord, ON L2K 2N2 CANADA
Phone: (905) 532-9181
Fax: (905) 532-9184
nick@surethik.com
Nick Dimakos
Booth #: 29
Hair thickening fibers — cover up balding scalp — 8 natural colors. Organic hair loss vitamins for men and women. Scalp cleansers and leave in scalp serum.

Syris Scientific

P. O. Box 127
Gray, ME 04039 USA
Phone: toll-free (800) 714-1374 or
(207) 657-7050 Fax: (207) 657-7051
pamwilkinson@syrisscientific.com
www.syrisscientific.com
Pam Wilkinson,
Sales & Operations Manager
Booth #: 60
Syris v300, v600 and Vantage visualization systems allow for efficient and effective follicular unit preparation and recipient site creation, allowing the user to see 1mm below the surface, reduces glare and enhances the contrast between hair follicles and skin.

Ziering

9201 Sunset Blvd., Suite 305
Hollywood, CA 90069 USA
Phone: toll-free (800) 642-9942 or
973-819-7089
joni@zieringmedical.com
www.zieringmedical.co.uk
Joni O'Leary
Booth #: 14
Ziering is a global hair restoration practice that specializes in surgical hair restoration for men and women, offering the most advanced surgical hair restoration techniques and hair loss treatments. Visit our booth to learn more about exciting employment opportunities.



THINGS TO DO AND PLACES TO VISIT IN BOSTON

Historical Attractions:

- Walk the Freedom Trail
- Faneuil Hall
- Paul Revere House
- USS Constitution
- Bunker Hill Monument
- Quincy Market

Museums:

- New England Aquarium
- Boston Children's Museum
- Museum of Science
- John F. Kennedy Presidential Library and Museum
- Boston Tea Party Museum
- Museum of Fine Arts, Boston
- Institute of Contemporary Art Boston

Other:

- Boston Common (with its swan boat rides – made famous in the classic children's book *Make Way for Duckling*)
- Whale Watching
- Harbor Cruises
- Shopping on Newbury Street
- Baseball at Fenway Park

Nearby Boston:

- Harvard University, Harvard Museum of Natural History, Harvard University Art Museums and Massachusetts Institute of Technology (MIT), all in neighboring Cambridge
- Salem Witch Trial Museum (in Salem, MA, which is approximately a 30 minute drive from Boston)
- Cape Cod and the islands of Martha's Vineyard and Nantucket (all day trips as they are 70-90 miles from Boston)
- The Mansions of Newport (a day trip as they are located about 70 miles from Boston)

NEIGHBORHOODS OF BOSTON

While many cities are defined by their skylines, Boston is distinguished by its vibrant neighborhoods. Here are just a few:

Downtown Boston's center of business and government combine with the Boston Common and the Public Garden to form a dynamic downtown. Downtown also serves as a sanctuary for shoppers, offering everything from large department stores to cozy boutiques. This neighborhood is home to many of Boston's most historic sites, such as Faneuil Hall.

North End The North End is home to American patriot Paul Revere and is one of Boston's most historic neighborhoods. Traditionally a first stop for immigrants arriving in Boston, the North End is most well known as an enclave of Italian immigrants. Today the North End is populated by a mixture of Italian Americans and young professionals who are attracted to the neighborhood's tight-knit feel and access to downtown. Tourists come from near and far to sample authentic Italian cuisine, enjoy a cannoli or a cappuccino, and explore its narrow streets. In recent years, a number of boutiques have opened in the North End specializing in everything from trendy clothing to jewelry.

Back Bay Newbury Street, Boylston Street and Commonwealth Avenue are lined with unique shops, trendy restaurants and vintage homes, making the Back Bay an extremely fashionable destination for Boston residents and visitors.

Beacon Hill One of Boston's oldest communities, Beacon Hill gets its name from a beacon that once stood atop its hill to warn locals about foreign invasion. Approximately one square mile in size, Beacon Hill is bound by Beacon Street, Bowdoin Street, Cambridge Street and Storrow Drive. Its architecture and lay-out is reflective of old colonial Boston, consisting of brick row houses with beautiful doors, decorative iron work, brick sidewalks, narrow streets, and gas lamps. Beacon Hill is also home to the Massachusetts State House and America's first African Meeting House. Charles Street, the neighborhood's main thoroughfare, is lined with antique shops and restaurants.

Fenway/Kenmore Perhaps most recognized as the home of Fenway Park and the Boston Red Sox, Fenway/Kenmore also boasts many of the City's top cultural institutions, including the Museum of Fine Arts and Symphony Hall.



OLD TOWN TROLLEY TOUR

See most of the Boston sites and neighborhoods by taking the Old Town Trolley Tour. This is a hop-on/hop-off narrated tour that allows you to explore Boston at your own pace. You may pick up the trolley at a stop located one block away from the Seaport Hotel. This trolley takes you to the main trolley station where you can purchase your ticket and board the tour. The current cost is \$36 for adults and \$13 for children ages 3-12 (children under 3 are free). Discounted tickets may be available on their website. For more information, go to www.trolleytours.com/boston/.


FAMILY FUN IN BOSTON!

For those families wishing to meet other ISHRS families, we suggest that you meet in the Seaport Hotel lobby near the concierge desk on Thursday/ October 21, 2010, at 9:30AM. (This will be an informal gathering and NOT staffed by the ISHRS staff.) This way you can make plans together and seek the advice of the hotel concierge. You may also want to talk to a hotel concierge in advance regarding family friendly things to do. You may contact the Seaport Hotel concierge online at <https://www.seaportboston.com/Visit-Boston/Overview.aspx> or call the concierge direct line 617-385-4500 or the hotel toll-free at 800-440-3318.

Family-friendly Suggestions:

- Explore Boston on your own using the hop on/hop-off **Old Town Trolley Tour** listed above. Don't miss the **classic swan boat rides in Boston Common**, which is a stop on the trolley tour.
- Visit the Boston Children's Museum, located a short 6 block walk from the Seaport Hotel. Website: <http://www.bostonchildrensmuseum.org>
- Go on the **ISHRS Duck Tour** on Saturday.
- Another way to get out on the water is on the **Spirit of Boston**, which docks across the street from the Seaport Hotel at the Seaport World Trade Center. Get schedule and ticket information at <http://www.spiritofboston.com/bo/pricing.jsp> or from the hotel concierge.

BOSTON



Join the Fun on the ISHRS Group Chartered Tours

Culinary Tour of Boston's North End: "La Dolce Vita"

DATE: Thursday/October 21, 2010

TIME: 9:45AM-5:30PM (Meet in hotel lobby at 9:45AM. Tour returns to the hotel at 5:30PM)

COST: \$217 per person

NOTE: This is a walking tour and is scheduled for spouses & guests of meeting attendees. If a meeting attendee wishes to sign-up for this tour, they should realize that they will miss the scientific session on this day.

The ultimate tour experience – spend the day touring and eating in "Little Italy." You begin with cappuccino and sfogliatelle at a local café to learn about all the types of coffee and bibite that are offered. After a discussion of the immigrant history of the neighborhood, the evolution of Italian-America food and how the style of shopping in a European community differs from what we are used to in America, you begin your culinary walking tour of the neighborhood. This tour is like a cooking class on foot: glean insider cooking tips, gain resources and knowledge on how to identify and where to buy the very best ingredients. After working up an appetite, you will be ready to enjoy lunch at one of Boston's favorite trattorias. After lunch you continue your stroll through this old world neighborhood, with some time to pick up a few treasures to take home.

As this is a walking tour, please wear comfortable walking shoes and bring a jacket. In addition to walking around the North End neighborhood, the group will walk together to and from the North End and the Seaport Hotel, which is about one mile (25 minutes) each way. It is a narrated walk. The North End neighborhood is small, so walking on the actual tour is minimal.



Duck Tour of Boston


DATE: Saturday/October 23, 2010

TIME: 3:00PM-4:45PM (Meet in hotel lobby to board at 3:00PM, departure at 3:15PM)

COST: \$43 per adult; \$38 for children 12 and under

NOTE: This tour slightly overlaps the Live Patient Viewing. If you sign-up for this tour, you will miss some of the session.

Quack, quack! Your fun begins as soon as the ISHRS privately chartered "DUCK" picks you up at the Seaport Hotel. (A "Duck" is a motorized land and water vehicle; i.e., a boat with wheels.) Once you board your "DUCK," a World War II style amphibious landing vehicle, your tour will be narrated by one of the legendary tour ConDUCKtors – each duck and conductor with their own individual character. You will cruise by all of the places that make Boston the birthplace of U.S. freedom and a city of firsts, from the golden-domed State House to Bunker Hill and the TD Banknorth Garden, Boston Common and Copley Square to the Big Dig, Government Center to fashionable Newbury Street, Quincy Market to the Prudential Tower, and more. And just when you think you have seen it all, there is more! It's time for "Splashdown" as your ConDUCKtor splashes your DUCK right into the Charles River for a breathtaking view of the Boston and Cambridge skylines, the kind of view you just won't get anywhere else.



What makes Boston unique among American cities?

Boston is a waterfront city that combines historic charm and modern day excitement. This "Gateway to New England" is the birthplace of U.S. freedom and the cradle of high-tech revolution. It is home to world-famous universities and museums. It is the proud home of the world renowned Boston Symphony and Boston Pops Orchestras as well as baseball's Boston Red Sox, whose home field, Fenway Park, is the oldest baseball stadium still in continuous use in the U.S. Known as America's Walking City, Boston is a very compact city, making it easy to explore.

Boston is also a very multicultural city with 140 languages spoken and its inhabitants coming from 80 different countries. Today the infusion of newly arrived immigrants adds a richness to the already flavorful cultural mix of Boston's diversity.

With so much to discover, you don't want to miss Boston! For more information on Boston and all it has to offer, visit www.bostonusa.com, the website of the Greater Boston Convention & Visitors Bureau. You may also phone the bureau at 617-536-4100 or toll-free at 1-888-SEE-BOSTON, or e-mail them at info@bostonusa.com.

Advance Registration Deadline: September 20, 2010

Registrations received after this date are not eligible for the Advance Registration Fees. Post-deadline registrations including those received onsite will be assessed a \$75 late fee and will be processed onsite. If you submit your registration after September 20 you are not considered "Advance Registered" and will not be listed in the attendee roster.

Advance Registration Fees

The general registration fee includes admittance to general scientific sessions, scientific poster displays, exhibits, continental breakfasts, refreshment breaks, one lunch symposium, Annual General Business Meeting luncheon, the Welcome Reception and one program guide and abstract book. For Surgical Assistants and Ancillary Staff categories, it also includes admittance to the Surgical Assistants Program Luncheon. Extra courses, tours, and ticketed social events require additional fees. All fees are denoted in U.S. dollars (USD) unless otherwise indicated.

PHYSICIAN CATEGORIES

Physician – ISHRS Member: \$980

For Physician members of the ISHRS.

Physician – Pending ISHRS Member: \$1,102

For physicians who have applied for membership. A complete application with fee must be received at the headquarters office to be eligible for this rate.

Physician – Non-Member: \$1,225

For physicians who are not current ISHRS members and have not submitted a complete application for membership must pay the non-member rate. Registration verification is required for all non-members and must accompany the registration form. Acceptable forms of verification for Non-Member Physicians include: a statement on the physician's letterhead, a copy of the physician's medical certificate or license, or, a letter from a current ISHRS physician member attesting to the credentials as a physician.

RESIDENT CATEGORIES

Physician Resident or Training Fellow – ISHRS Member: \$520

For Resident Members of the ISHRS or for ISHRS Physician Members who are currently enrolled in an ISHRS-approved Fellowship Training Program or other approved fellowship training program in hair restoration surgery or another specialty. Training Fellows must submit a letter of verification from the fellowship training program director along with their registration form.

Physician Resident – Pending ISHRS Member: \$545

For physician residents who have applied for membership. A complete application with fee must be received at the headquarters office to be eligible for this rate.

Physician Resident or Training Fellow – Non-Member: \$570

For physician residents who are not current members of ISHRS and are currently participating in an approved residency training programs. Or, for non-member physicians who are currently enrolled in an ISHRS-approved Fellowship Training Program or other approved fellowship training program in hair restoration surgery or another specialty. Training Fellows must submit a letter of verification from the

fellowship training program director along with their registration form. Non-member residents must submit a letter of verification from the residency program director along with their registration form.

ADJUNCT CATEGORIES

Adjunct – ISHRS Member: \$980

For Adjunct members of the ISHRS.

Adjunct – Pending ISHRS Member: \$1,102

For individuals who have applied for and meet the qualifications of Adjunct category of membership. A complete application with fee must be received at the headquarters office to be eligible for this rate.

Adjunct – Non-Member/Trichologist: \$1,225

For individuals who are not current or member-pending ISHRS Adjunct Members, but meet the qualifications for Adjunct Membership (i.e., individuals who hold a doctorate PhD or equivalent in a biomedical-related area and devote the majority of their professional activities to hair research in an academic setting). In addition, this category includes individuals who are trichologists. Registration verification is required for all non-members and must accompany the registration form. Acceptable forms of verification for Non-Member Adjuncts/Trichologists include: a statement on the person's business letterhead attesting to the credentials of the person or with a certificate of membership in his/her trichologic society.

SURGICAL ASSISTANT CATEGORIES

Surgical Assistant – ISHRS Member: \$440

For members of the ISHRS Surgical Assistants Auxiliary.

Surgical Assistant – Pending ISHRS Member: \$520

For surgical assistants who have applied for membership. A complete application with fee must be received at the headquarters office to be eligible for this rate.

Surgical Assistant – Non-Member: \$620

For surgical assistants who are not current members of the ISHRS Surgical Assistants Auxiliary and have not submitted a complete application for membership must pay the non-member rate. Registration verification is required.*

OTHER CATEGORIES

Clinic Director/Owner: \$1,225

For non-physician clinic directors and/or owners of hair restoration practices. Registration verification is required.*

Office Manager: \$620

For office managers of a hair restoration surgery practice. Registration verification is required.*

Office Staff: \$620

For office staff in a hair restoration surgery practice. Registration verification is required.*

Marketing/Media Consultant, Website Owner, Webmaster: \$1,225

For marketing, media, and PR consultants, website owners and webmasters. Registration verification is required.*

Exhibitor

There is a separate application process for exhibiting companies and exhibit representatives. To review the Invitation to Exhibit, which includes the rules, regulations, guidelines, floorplan,

and application, go to: <http://www.ishrs.org/18thAnnualMeeting.html>

Spouse/Guest: \$620

For a spouse or guest of the Physician, Adjunct, or Surgical Assistant who does not belong in any of the above categories. The registered Spouse/Guest will receive a name badge and be admitted to the scientific general sessions, exhibits, coffee breaks, continental breakfasts, one lunch symposium, the Annual Business Meeting luncheon and Welcome Reception. Registration verification is required.* Spouses/guests who are not registered will not be permitted into these listed functions (except for the Welcome Reception) and will not receive a name badge.

WEDNESDAY DAY PASSES

Physician, Adjunct, Resident, Clinic Director/Owner, Marketing/Media Consultant, Website Owner, or Webmaster - Wednesday Day Pass: \$350

For physicians, adjuncts, residents, clinic director/owners, or marketing/media consultants, website owners or webmasters who only plan to participate in meeting activities on Wednesday/October 20, 2010. In addition to the daily registration pass, registration fees are required to attend the Board Review Course or Basics Course. The Wednesday Day Pass includes the meeting program and abstract book. Day passes will NOT be sold or honored for Thursday, Friday, Saturday, or Sunday.

Surgical Assistant/Ancillary Staff - Wednesday Day Pass: \$150

For surgical assistants and other ancillary staff who only plan to participate in meeting activities on Wednesday/October 20, 2010, including the Surgical Assistants Program. Additional registration fees are required for extra course on Wednesday. The Wednesday Day Pass includes the meeting program and abstract book. Day passes will NOT be sold or honored for Thursday, Friday, Saturday, or Sunday.

***Registration verification is required** for all non-members and must accompany registration form. Acceptable forms of verification are as follows:

- For the **Non-Member Physician**: a statement on the physician's letterhead, a copy of the physician's medical certificate or license, or, a letter from a current ISHRS physician member attesting to the credentials as a physician.
- For the **Non-Member Adjunct/Trichologist**: a statement on the person's business letterhead attesting to the credentials of the person or with a certificate of membership in his/her trichologic society.
- For the **Non-Member Physician Resident**: a letter of verification from the residency program director.
- For the **Training Fellow**: a letter of verification from the fellowship training program director.
- For the **Non-Member Assistant, Office Staff, Office Manager, Clinic Director/Owner, Marketing/Media Consultant, Website Owner, Webmaster, and Spouse/Guest**: a letter attesting to current employment by a physician on the physician's letterhead, or a letter from a current ISHRS physician member attesting to the credentials of the individual.

Online registrants should fax verification to ISHRS headquarters at: 630-262-1520.



2011 EXAMINATION

SATURDAY, JANUARY 22, 2011

Deadline for Examination Application:

December 1, 2010

Deadline for Hotel Reservations:

December 31, 2010

All reservations received after this date will be taken on an availability basis

Location:

Marriott Houston @ George Bush International Airport
18700 John F. Kennedy Blvd.
Houston, TX 77032, USA
1-281-443-2310 or 1-800-228-9290

FOR FURTHER INFORMATION CONTACT THE ABHRS:

Tel: 219-836-5858; Fax: 219-836-5525
E-mail: abhrs@sbcbglobal.net
www.abhrs.org

NOTE: This information is being printed as a courtesy. The ISHRS is a separate organization than the ABHRS. All questions and registrations for the ABHRS should be directed to the ABHRS.



Not a member of the ISHRS? Considering joining.

Go to www.ISHRS.org
for your member application

The International Society of Hair Restoration Surgery is a non-profit medical association composed of more than 800 physicians and surgeons and 150 surgical assistants who specialize in hair restoration.

Since its incorporation in 1993, a renaissance in hair transplantation surgery was set into motion by the ISHRS. The multidisciplinary, international membership of the ISHRS became a critical mass for an explosion of innovation in hair transplantation surgery. The Annual Meeting is a highlight of the year in which the top minds in HRS come together **to advance the art and science of hair restoration surgery!**

Benefits of ISHRS membership include:

- ★ **Reduced registration fees** for ISHRS annual meetings, live surgery workshops, online webinars, and other training programs
- ★ Subscription to the bi-monthly newsletter, **Hair Transplant Forum International**
- ★ Access to the **Online Forum Article Archives Database Search**
- ★ Subscription to the peer-reviewed journal, **Dermatologic Surgery** (physicians, adjunct, and residents only)
- ★ Electronic PDF journal, **Human Trichology**
- ★ Opportunities to earn continuing medical education (CME) credits – **AMA PRA Category 1 Credits™** and **AAD Category 1 CME Credits**
- ★ Eligibility for research grants
- ★ **www.ISHRS.org** - A comprehensive informational website on hair loss and restoration. Free listing with Physician Profile for physician members. Free downloadable patient brochure on HRS in multiple languages.
- ★ **Ask the Experts** program - mechanism for members to ask questions and seek advice from other members
- ★ **Unified public relations** effort to increase the public's perception and awareness of hair restoration surgery
- ★ A team of leaders, volunteers, and staff dedicated to making the ISHRS a valuable resource for the profession.



At the Registration Desk ISHRS PRODUCTS FOR SALE

2010 Basics in Hair Restoration Surgery Lecture Series

Online Format, enduring material, 9.5 hours CME
Member price: \$300

Female Hair Loss Diagnosis and Treatment DVD Set

4 disc set, professional recorded and produced
Member price: \$397

High Definition Surgical Video – Female Case and FUE Case

Professionally filmed and edited
Member price: \$225
(both surgeries on the same disc)

Hair Transplant Forum International Bound Volumes

Forum:
The Bound Collection, 2001-2005
– Member price: \$125

Forum:
The Next Five Years, 1996-2000
– Member price: \$100

Forum:
The First Five Years, 1991-1995
– SOLD OUT

Operation Restore Apparel

ISHRS's pro bono program
– "Restoring self-image, self-esteem, and hair"

Denim Shirt (L or XL only): \$15

T-Shirt (XL only): \$5

Cap/Hat (one size fits all/most): \$5

ISHRS Collaboration with Hair Foundation



The ISHRS is collaborating with the Hair Foundation on the ISHRS's Operation Restore Program. The Hair Foundation will now be the fundraising arm for the O.R. program for major corporate donors. With this collaboration we will be able to better spread the word about O.R. so we can help more people who are in need. The Hair Foundation is dedicated to providing truthful, unbiased information about hair care, hair loss, and hair replacement.

For more information on Operation Restore:

<http://www.ishrs.org/ishrs-pro-bono.htm>

For more information on the Hair Foundation:

<http://www.hairfoundation.org/>

OLSW 17

Orlando Live Surgery Workshop 2011

March 16-19, 2011 • Orlando, FL, USA

ISHRS Regional Workshop
Hosted by Matt L. Leavitt, DO



For registration information, contact:

Valarie Montalbano at
hvalariem@leavittmgt.com



Joint
Research
Grant

For new horizons
in trichological
research



ISHRS and IHRF to Offer 2011 Joint Research Grant in the Amount of \$10,000

The International Society of Hair Restoration Surgery has partnered with the International Hair Research Foundation for purposes of furthering research in the field of trichology.

The ISHRS and IHRF provide an annual grant in the amount of \$10,000 to one worthy proposal for a research project. A special subcommittee of the ISHRS Scientific, Research, Grants and Awards Committee will review all submissions on set criteria and make the annual selection. The grant recipient will be announced at the ISHRS's Annual Scientific Meeting. Applications will be available in January for the 2011 research grant. Go to: www.ishrs.org

If you have an idea for a cutting edge research protocol to further field, we encourage you to consider applying for this grant!

Learning Objectives — Upon completion of this session, you will be able to:

Revolution & Evolution: Update on Research for Future Hair Loss Therapies

- Describe ongoing studies involving pharmacologic agents being tested for treatment of androgenetic alopecia.
- Discuss various research projects on the subject of hair, and how they may impact therapies or treatments for hair loss.

Growth Factors & Graft Storage Solutions – What's New?

- Review the role of apoptosis and oxidative stress in hair loss and the effect of therapies aimed at reducing it in the donor and recipient areas.
- Review the results of platelet growth factors in wound healing and hair growth.
- Review the molecular biology and results of nutrients to promote hair growth.

Non-Androgenetic Alopecias

- Discuss the diagnosis and treatment of non-androgenetic alopecia.
- Discuss the role of hair transplants in non-androgenetic alopecia.

Surgical Techniques & Pearls

- Identify advantages and disadvantages of various surgical techniques and surgical pearls.

INSTRUCTIONS: In order to continue to improve, we would appreciate your objective evaluation of the Scientific Sessions. Please circle the rating. **If you have comments regarding a specific speaker or session, please write your comments in the appropriate space at the end of this survey and reference which speaker/topic.** Return this completed evaluation form to an evaluation box. Your responses above will remain anonymous. The ISHRS has commissioned an independent survey research firm, RH Research, to enter the data and summarize the results.

1. What is your background specialty?
 ☐ Dermatology
 ☐ Plastic Surgery
 ☐ Family Medicine
 ☐ Surgery
 ☐ Otolaryngology
☐ Emergency Med.
 ☐ Internal Medicine
 ☐ Other: _____
 ☐ Not applicable
2. What is your category?
 ☐ Physician
 ☐ Assistant/Ancillary Staff
 ☐ Clinic Director
 ☐ Other
3. What is your level in hair restoration surgery?
 ☐ Novice
 ☐ Intermediate
 ☐ Advanced

SESSION	Were the learning objectives met?		Was the session, fair-balanced, scientifically rigorous, and free from commercial bias?		Rate the session:				
	Yes	No	Yes	No	Very Good	Good	Average	Below Ave.	Poor
4. Opening Session	1	2	1	2	5	4	3	2	1
5. Revolution & Evolution: Update on Research for Future Hair Loss Therapies	1	2	1	2	5	4	3	2	1
6. Growth Factors & Graft Storage Solutions – What's New?	1	2	1	2	5	4	3	2	1
7. Non-Androgenetic Alopecias	1	2	1	2	5	4	3	2	1
8. What's the diagnosis?	1	2	1	2	5	4	3	2	1
9. Surgical Techniques & Pearls	1	2	1	2	5	4	3	2	1

Written comments are very valuable when we interpret this data. Your responses will remain anonymous. You may use the reverse side of this page for additional comments.

10. **POSITIVE COMMENTS:** What did you like best in the General Sessions today?

11. **NEGATIVE COMMENTS:** What did you like least in the General Sessions today?

12. What can we do to improve the meeting?

INCENTIVE FOR COMPLETING THIS SURVEY!

All completed surveys with names will be entered into a daily drawing where one (1) winner each day will be randomly selected to receive a certificate for **\$100.00 (USD)** off of an ISHRS meeting in the next two years. Only registered attendees are eligible. One form per day per attendee.

If you would like to be entered into the drawing, print your name here: _____

Learning Objectives — Upon completion of this session, you will be able to:

Breakfast with the Experts

- Discuss various hair restoration surgery topics in-depth in small groups.

Advances in Hair Biology

- Assess the latest developments in hair basic science.

Complications Panel I: Correction of Spread Scars

- Review the management of correcting spread scars.

Donor Closure

- Compare and contrast methods and techniques of donor area closure.

Female Hair Loss

- Recognize the variations in the diagnosis and management of hair loss in women.

Medical and Non-Surgical Treatments

- Review proven therapies and discuss several OTC products.
- Describe ongoing studies involving pharmacologic agents being tested for treatment of androgenetic alopecia.

Controversy: Dense Packing – Yay vs Nay

- Compare and contrast the benefits and drawbacks of dense packing.

Open Mic

- Discuss various topics of interest in hair restoration surgery.

INSTRUCTIONS: In order to continue to improve, we would appreciate your objective evaluation of the Scientific Sessions. Please circle the rating. **If you have comments regarding a specific speaker or session, please write your comments in the appropriate space at the end of this survey and reference which speaker/topic.** Return this completed evaluation form to an evaluation box. Your responses above will remain anonymous. The ISHRS has commissioned an independent survey research firm, RH Research, to enter the data and summarize the results.

- What is your background specialty? ☐ Dermatology ☐ Plastic Surgery ☐ Family Medicine ☐ Surgery ☐ Otolaryngology
☐ Emergency Med. ☐ Internal Medicine ☐ Other: _____ ☐ Not applicable
- What is your category? ☐ Physician ☐ Assistant/Ancillary Staff ☐ Clinic Director ☐ Other
- What is your level in hair restoration surgery? ☐ Novice ☐ Intermediate ☐ Advanced

SESSION	Were the learning objectives met?		Was the session, fair-balanced, scientifically rigorous, and free from commercial bias?		Rate the session:				
	Yes	No	Yes	No	Very Good	Good	Average	Below Ave.	Poor
4. Breakfast with the Experts Topic/Expert _____	1	2	1	2	5	4	3	2	1
5. Advances in Hair Biology	1	2	1	2	5	4	3	2	1
6. Complications Panel I: Correction of Spread Scars	1	2	1	2	5	4	3	2	1
7. Donor Closure	1	2	1	2	5	4	3	2	1
8. Female Hair Loss	1	2	1	2	5	4	3	2	1
9. Medical and Non-Surgical Treatments	1	2	1	2	5	4	3	2	1
10. Controversy: Dense Packing – Yay vs. Nay	1	2	1	2	5	4	3	2	1
11. Open Mic	1	2	1	2	5	4	3	2	1

Written comments are very valuable when we interpret this data. Your responses will remain anonymous. You may use the reverse side of this page for additional comments.

12. **POSITIVE COMMENTS:** What did you like best in the General Sessions today?

13. **NEGATIVE COMMENTS:** What did you like least in the General Sessions today?

14. What can we do to improve the meeting?

INCENTIVE FOR COMPLETING THIS SURVEY!

All completed surveys with names will be entered into a daily drawing where one (1) winner each day will be randomly selected to receive a certificate for **\$100.00 (USD)** off of an ISHRS meeting in the next two years. Only registered attendees are eligible. One form per day per attendee.

If you would like to be entered into the drawing, print your name here: _____

Learning Objectives — Upon completion of this session, you will be able to:

Breakfast with the Experts

- Discuss various hair restoration surgery topics in-depth in small groups.

Interactive Hairline Design Panel

- Compare and contrast different surgeons' approaches to designing hairlines and temporal points.

Difficult Hair Transplantation Cases

- Recognize surgical limitations in marginal candidates and develop appropriate treatment plans for these patients.
- Discuss difficult cases and treatment options.
- Explain when to consider flaps and expanders over grafting techniques.

Advanced Surgical Videos

- Compare and contrast different surgeons' approaches to donor area harvesting including excisional harvesting and follicular unit extraction.

Potpourri I

- Discuss various research projects on the subject of hair, and how they may impact therapies or treatments for hair loss.

Complications Panel II: Update on Correcting Pluggy Hair Transplants: What's new?

- Identify appropriate corrective surgery given a variety of cases that present with previous hair restoration surgery.

Live Patient Viewing

- Assess the results of real live patients from a variety of cases that utilized different approaches and techniques.

INSTRUCTIONS: In order to continue to improve, we would appreciate your objective evaluation of the Scientific Sessions. Please circle the rating. **If you have comments regarding a specific speaker or session, please write your comments in the appropriate space at the end of this survey and reference which speaker/topic.** Return this completed evaluation form to an evaluation box. Your responses above will remain anonymous. The ISHRS has commissioned an independent survey research firm, RH Research, to enter the data and summarize the results.

- What is your background specialty?
☐ Dermatology ☐ Plastic Surgery ☐ Family Medicine ☐ Surgery ☐ Otolaryngology
☐ Emergency Med. ☐ Internal Medicine ☐ Other: _____ ☐ Not applicable
- What is your category?
☐ Physician ☐ Assistant/Ancillary Staff ☐ Clinic Director ☐ Other
- What is your level in hair restoration surgery?
☐ Novice ☐ Intermediate ☐ Advanced

SESSION	Were the learning objectives met?		Was the session, fair-balanced, scientifically rigorous, and free from commercial bias?		Rate the session:				
	Yes	No	Yes	No	Very Good	Good	Average	Below Ave.	Poor
4. Breakfast with the Experts Topic/Expert _____	1	2	1	2	5	4	3	2	1
5. Interactive Hairline Design Panel	1	2	1	2	5	4	3	2	1
6. Difficult Hair Transplantation Cases	1	2	1	2	5	4	3	2	1
7. Advanced Surgical Videos	1	2	1	2	5	4	3	2	1
8. Potpourri I	1	2	1	2	5	4	3	2	1
9. Complications Panel II: Update on Correcting Pluggy Hair Transplants: What's New?	1	2	1	2	5	4	3	2	1
10. Live Patient Viewing	1	2	1	2	5	4	3	2	1

Written comments are very valuable when we interpret this data. Your responses will remain anonymous. You may use the reverse side of this page for additional comments.

11. **POSITIVE COMMENTS:** What did you like best in the General Sessions today?

12. **NEGATIVE COMMENTS:** What did you like least in the General Sessions today?

13. What can we do to improve the meeting?

INCENTIVE FOR COMPLETING THIS SURVEY!

All completed surveys with names will be entered into a daily drawing where one (1) winner each day will be randomly selected to receive a certificate for **\$100.00 (USD)** off of an ISHRS meeting in the next two years. Only registered attendees are eligible. One form per day per attendee.

If you would like to be entered into the drawing, print your name here: _____

Learning Objectives — Upon completion of this session, you will be able to:

Eyebrow and Eyelash Transplantation and Treatment

- Discuss the results of a variety of free papers and research on topics relating to medical and surgical treatments of the eyebrow and eyelash.

Potpourri II

- Discuss the results of a variety of free papers and research on an array of topics.

Surgical Techniques II

- Identify advantages and disadvantages of various surgical techniques and surgical pearls.

INSTRUCTIONS: In order to continue to improve, we would appreciate your objective evaluation of the Scientific Sessions. Please circle the rating. **If you have comments regarding a specific speaker or session, please write your comments in the appropriate space at the end of this survey and reference which speaker/topic.** Return this completed evaluation form to an evaluation box. Your responses above will remain anonymous. The ISHRS has commissioned an independent survey research firm, RH Research, to enter the data and summarize the results.

1. What is your background specialty?
 ☐ Dermatology
 ☐ Plastic Surgery
 ☐ Family Medicine
 ☐ Surgery
 ☐ Otolaryngology
☐ Emergency Med.
 ☐ Internal Medicine
 ☐ Other: _____
 ☐ Not applicable
2. What is your category?
 ☐ Physician
 ☐ Assistant/Ancillary Staff
 ☐ Clinic Director
 ☐ Other
3. What is your level in hair restoration surgery?
 ☐ Novice
 ☐ Intermediate
 ☐ Advanced

SESSION	Were the learning objectives met?		Was the session, fair-balanced, scientifically rigorous, and free from commercial bias?		Rate the session:				
	Yes	No	Yes	No	Very Good	Good	Average	Below Ave.	Poor
4. Eyebrow and Eyelash Hair Transplantation	1	2	1	2	5	4	3	2	1
5. Potpourri II	1	2	1	2	5	4	3	2	1
6. Surgical Techniques II	1	2	1	2	5	4	3	2	1

Written comments are very valuable when we interpret this data. Your responses will remain anonymous. You may use the reverse side of this page for additional comments.

7. **POSITIVE COMMENTS:** What did you like best in the General Sessions today?

8. **NEGATIVE COMMENTS:** What did you like least in the General Sessions today?

9. What can we do to improve the meeting?

INCENTIVE FOR COMPLETING THIS SURVEY!

All completed surveys with names will be entered into a daily drawing where one (1) winner each day will be randomly selected to receive a certificate for **\$100.00 (USD)** off of an ISHRS meeting in the next two years. Only registered attendees are eligible. One form per day per attendee.

If you would like to be entered into the drawing, print your name here: _____

www.ISHRS.org

Find A Doctor allows patients to search by a variety of variables including geographic region, doctor's last name, and technique/procedure. Now physician members can easily edit their Physician Profile, too.

Media Center includes the latest statistics and trends in HRS, information about the ISHRS, and press releases.

MEMBERS ONLY

ISHRS News including Regional Workshops Program, Research Grants program, award winners, Member Recognition program, latest Membership Directory, Surgical Assistants Auxiliary searchable membership database, and discounts for textbooks.

Promotional Resources

include expertly written content, the ISHRS Members Only logo, and Inclusion in the Find a Doctor list.

Information Resource

includes the Online Forum Archive Search and past issues of Forum. The ISHRS website is a tremendous resource for patients and physicians. There is a large bank of educational articles for patients on many aspects of hair loss and hair restoration.

COMING SOON

- Listserv+
- Transplanted Cicatricial Alopecias Database



Patient Stories

is one of the most popular sections. Talk with your patients about submitting their hair loss and restoration stories and before and after photos. You will be listed as their surgeon with a link to your Physician Profile page.

The Leading, Unbiased, Peer-Reviewed Site on Hair Loss and Restoration

Promote Your Practice and ISHRS In order to better promote our profession, it is important to increase our visibility on the Web and with the search engines. One easy way of increasing our visibility on the Web is by placing a search-relevant text link on your website. Adding a link on your website to the ISHRS website or making it more search-relevant (using words in the clickable part of the link that are relevant to our industry) increases the visibility of both your website and www.ISHRS.org.

Linking is Easy and Effective Go to <http://www.ishrs.org/ishrs-links.htm#link-to-us>, select the link you want to place on your site, and then ask your webmaster to copy-and-paste the applicable link code to your web page. The link will take visitors to the home page of the ISHRS website.



Connect with us!

Go to www.ISHRS.org to get started.

save
the
date



New Vistas & Trusted Techniques in Hair Transplantation

CALL FOR ABSTRACTS Interested in presenting a paper? The Call for Abstracts will open in December 2010. Visit the ISHRS website for more details: www.ISHRS.org.



International Society of Hair Restoration Surgery

303 West State Street, Geneva, IL 60134 ■ Tel 630 262 5399 or 800 444 2737 ■ Fax 630 262 1520 ■ info@ishrs.org ■ www.ISHRS.org



REVOLUTIONARY NEW DEVICE MEASURES HAIR LOSS, HAIR GROWTH, AND HAIR BREAKAGE.

How can you possibly manage a patient with hair loss – when you can't even measure how much hair the patient has? Well, now you can.... thanks to **HairCheck®** – a new diagnostic tool based on published Trichometer technology.^{1,2}

For the very first time, you'll be able to measure hair... quickly and easily.

HairCheck® simultaneously measures the number of hairs and their diameters, generates a single value and displays it as the **Hair Mass Index (HMI)**.

The **HairCheck®** method can be learned in 20 minutes or less and requires no formal training. No hair is cut; no hair is damaged. **The actual bundle measurement takes less than 10 minutes.**



If it can't be measured, it can't be managed!

WITH HAIRCHECK® YOU'LL BE ABLE TO:

- Measure your hair loss patient's response to hair growth products.
- Measure hair loss and growth with scientific accuracy and confidence.
- Detect very early balding in young men who appear to have no loss.
- Detect and quantify hair breakage – a commonly under-appreciated cause of hair loss in women.³

**Add hair loss diagnostics to your practice, and bill as a
“cosmetic” service.**

TO MEASURE HMI



**For more information call 1-800-233-7453
or visit
www.haircheck.com**



HairCheck® is a mechanical hair-measuring device. The diagnosis and treatment of hair loss requires evaluation by a medical professional, and should not be based on **HairCheck®** data alone.

1. Cohen BH. The cross section trichometer: A new device for measuring hair quantity, hair loss, and hair growth. *Derm Surg* 2008; 34:900-910.

2. Cohen BH. The cross section trichometer. In Unger WP, Shapiro R, Unger R, et al. *Hair Transplantation, Fifth Edition*. Informa Healthcare: New York

3. Cohen BH. Hair breakage: an under appreciated cause of hair loss in women. *Hair Transplant Forum Internat*. May/June, 2008.