

Bridging  
Technology and Art  
in Hair Restoration  
Surgery

# Final Program Guide



## San Francisco

## 2013



ISHRS 21<sup>ST</sup> ANNUAL  
SCIENTIFIC MEETING

**October 23-26**

Hyatt Regency San Francisco

### 2013 ANNUAL SCIENTIFIC MEETING COMMITTEE

Robert H. True, MD, MPH  
*Chair*

Paul J. McAndrews, MD  
*Advanced/Board Review Course Chair*

Bertram M. Ng, MBBS  
*Advanced/Board Review Course Co-Chair*

Jonathan L. Ballon, MD  
*Basics Course Chair*

Samuel M. Lam, MD  
*Basics Course Co-Chair*

James A. Harris, MD  
*Workshops & Lunch Symposia Chair*

Jerry Wong, MD  
*Live Patient Viewing Chair*

Bessam K. Farjo, MBChB  
*Newcomers Chair*

Francisco Jimenez, MD  
*Immediate Past-Chair*

Antonio S. Ruston, MD

Jerzy R. Kolasinski, MD, PhD

Diana Carmona Baez  
*Surgical Assistants Chair*



# 2013

# San Francisco



## TABLE OF CONTENTS

PAGE	
4-5	CME Information
6	General Information
7	Program At-A-Glance
8-9	Meeting Space Floor Plan
10-21	Day-By-Day Program
10	Newcomers Program
12	Informal Networking Lunch
14	Welcome Reception
17	M&M Conference
17	President's AGF Reception
21	Gala Dinner/Dance & After Hours Jam Session
22-23	Featured Guest Speakers
24-25	Posters
26-35	Extra Courses & Lunch Symposia
36	List of Faculty
37-41	Exhibits & Internet Café
42-43	About San Francisco
44-45	ISHRS Chartered Tours
46	Registration Categories & Fees
47	About the ISHRS

Silver

**BOSLEY**

Bronze



RESTORATION  
ROBOTICS

In-Kind



COLE INSTRUMENTS

*Ellis*

Instruments, Inc.

**HSCDevelopment**

**MICRO-VID**

**Q-Optics**

**ROBBINS  
INSTRUMENTS**

## MESSAGE FROM THE PRESIDENT

Dear Colleagues,

Welcome to San Francisco, a city of diverse cultures, fine seafoods, great jazz, sailing, museums, beaches, and of course the nearby Napa wine country.

One of the important strengths of ISHRS is the diversity of our membership. Physicians from many specialties, each contributing a different perspective and approach to hair restoration surgery, have accelerated the development of therapeutic technologies so we can provide our patients with the most natural looking results. The ISHRS is by far, the most academically-sharing specialty organization with which I have been privileged to affiliate. Following this educational model, Dr. Robert True, this year's Program Chair, has assembled an outstanding faculty of member and guest speakers that will provide the latest information on all aspects of hair follicle physiology, hair restoration pharmacology, and medical and surgical therapeutics for hair loss patients. This year we will hear from Dr. Vera Price, on "Cicatricial Alopecia: What You Should Know About the Many Different Types," Dr. Wayne Hellstrom will provide a "Urologist's Perspective on Post Finasteride Syndrome", Dr. Colin Jahoda will educate us on "Hair Follicle Cloning, Regeneration, and Other Prospective Developments for the Transplant Clinic – Where Are We Now?" in the Norwood Lecture and in the Advances in Hair Biology lecture we will hear from Dr. Cheng Ming Chuong on "Extra-Follicular Environmental Modulation of Hair Regeneration." As you know, our membership has grown to 1,200 members, yet in spite of limiting our abstract submission to only two per member, we still had a record number, over 150, of abstracts submitted. Accordingly, we will hear from a number of our member colleagues on their successes, innovations and best practices.

This year's program will also offer new opportunities to communicate and learn from those who are most knowledgeable about their inventions, but ineligible to teach in programs with CME credit attached, because of their Conflicts of Interest. FUE Mini-Workshops with Drs. John Cole, James Harris and Jose Lorenzo have been designed to allow our members to interact directly with these insightful and inventive minds, to better understand the appropriate use of their innovative technologies.

The ISHRS has a long history of having big parties; indeed we provide a healthy food and beverage budget for a relatively small professional organization. The San Francisco meeting will be no different, offering many opportunities to socialize, catch up with old friends, and of course make new friends. This year the entire membership will be invited to an After Gala President's Jam Session, where all the musician members are invited to bring their instruments or voice, and just hang and have fun through music.

Tony Bennett "left his heart in San Francisco", but I am sure that you will take home new insights about your specialty, and many great memories of fun times with new and old friends.

Warmest regards,

Carlos J. Puig, DO, President  
International Society of Hair Restoration Surgery



Carlos J. Puig, DO

## Corporate Support

The ISHRS gratefully acknowledges the corporate supporters of its 21st Annual Scientific Meeting for their generosity.





## MESSAGE FROM THE PROGRAM CHAIR

Dear Colleagues,  
Welcome to San Francisco!

It is always exciting when our Annual Scientific Meeting arrives each year. Over our history we have had many great meetings held in many wonderful locations. This year will follow in that tradition, as we return to the beautiful city of San Francisco and a meeting program that promises to justify our excitement.



Robert H. True, MD, MPH

After the feedback from last year's meeting in the Bahamas and the annual educational needs assessment, the CME Committee and Annual Program Committee identified key components to include in this annual meeting.

In this regard, we designed a program that places heavy emphasis on clinical practice including identification and treatment of cicatricial alopecia, design and artistry, prevention and management of complications, review of difficult cases, and innovations in FUE and FUT surgical techniques.

You will also find the program includes authoritative scientific updates from renowned invited speakers Dr. Cheng Ming Chuong, Dr. Wayne Hellstrom, Dr. Collin Jahoda, and Dr. Vera Price.

We had a record number of abstract submissions this year, many more than we could fit into the general sessions. I want to emphasize that the poster presentations are a critical part of the meeting, particularly this year. If you don't look at the posters you will miss important insights and techniques.

We have a very fine selection of workshops, symposia, and extra courses. Every one of the session leaders has put together an excellent team of presenters and program. I expect you will really appreciate whichever of the sessions you attend.

I think you will like the new format of the breakfast and coffee with the experts sessions in which you will be able to change tables after 30 minutes, giving you a chance to attend up to four different presentations. And I expect the Live Patient Viewing chaired by Dr. Jerry Wong will give us an opportunity to see many examples of first rate results.

It has been an honor to serve as the chair of this year's meeting.

Best regards,


Robert H. True, MD, MPH

Chair 2013 Annual Scientific Meeting

**Learning Objectives** Within this program the learning objectives for each segment of the General Session are listed within the Day-by-Day outline. Course learning objectives are listed by their descriptions.

### Speaker Disclosures of Conflicts of Interest

All presenters are required to verbally disclose at the podium (or indicate on poster presentations) as well as complete a form disclosing relevant grants or other financial support; consultancies; organizational affiliations; family; departmental or personal financial involvement; patent rights; and other relevant conflicts of interest pertaining to their topic. Such disclosures are also published in the Abstract Book provided onsite at the meeting. The ISHRS follows its approved Policy on Collection and Resolution of Conflicts of Interest (COI) for all presenters and planners.



### Obtaining CME Credits & Certificates

Physicians will receive in their registration packets a form called "CME Credit Claim Form." Physicians should indicate the number of CME hours they are claiming on this form and turn-in the white copy (top copy) to a collection box located near the Registration Desk. Keep the pink copy (bottom copy) for your files. Appropriate credit for attendance should be ascertained and reported by individual physicians to the particular state or medical society to which he/she belongs.

**AAD Members** – For those who subscribe to the American Academy of Dermatology (AAD) Transcript Program, you must submit an attendance validation "Green Card". We will mail your green card to the AAD after the meeting. If you did not bring a Green Card with to this meeting, you may mail it directly to the AAD when you return.

Physicians will receive a personalized Certificate of Attendance for CME **mailed after the meeting**. Physicians will only receive a CME certificate if the CME Credits Claimed Form is completed. Ancillary staff will receive a Certificate of Attendance mailed after the meeting.

**Evaluation Surveys** The CME Committee and Annual Meeting Committee kindly request that you complete the evaluation surveys for each workshop, course and general session that you attend. Your feedback is very valuable to us! We make changes to the program and faculty based on your comments so we may continually improve the Annual Meeting. **Each day we are raffling a certificate worth \$100.00 (USD) off of an ISHRS meeting held in the next 2 years** for those that turn in their completed General Session evaluation surveys.

An online Overall Evaluation survey will be conducted the week after the meeting in which a link and passcode will be e-mailed to each attendee. The questions on the Overall Evaluation will be different than on the session evaluations, so we ask that you complete the paper forms at the meeting and the online form after the meeting. Thank you for your participation.

### CME CREDIT

The International Society of Hair Restoration Surgery is accredited by the Accreditation Council for Continuing Medical Education (ACCME) to provide continuing medical education for physicians.

The International Society of Hair Restoration Surgery designates this live activity for a maximum of *34.25 AMA PRA Category 1 Credits™*. Physicians should claim only the credit commensurate with the extent of their participation in the activity.

The International Society of Hair Restoration Surgery Annual Scientific Meeting (Program #611100) is recognized by the American Academy of Dermatology for 34.25 AAD Recognized Credit(s) and may be used toward the American Academy of Dermatology's Continuing Medical Education Award.

**DISCLAIMER** Registrants understand that the material presented at the Annual Meeting has been made available under sponsorship of the International Society of Hair Restoration Surgery (ISHRS) for educational purposes only. This material is not intended to represent the only, nor necessarily the best, method or procedure appropriate for the medical situations discussed, but rather is intended to present an approach, view, statement or opinion of the faculty which may be of interest to others. As an educational organization, the ISHRS does not specifically approve, promote or accept the opinions, ideas, procedures, medications or devices presented in any paper, poster, discussion, forum or panel at the Annual Meeting. Registrants waive any claim against ISHRS arising out of information presented in this course.

Registrants understand and acknowledge that volunteer patients have been asked to participate in the Annual Meeting sessions for educational and training purposes. Registrants shall keep confidential the identity of, and any information received during the Annual Meeting regarding, such volunteer patients.

Registrants further understand and agree that they cannot reproduce in any manner, including, without limitation, photographs, audiotapes and videotapes, the Annual Meeting sessions. All property rights in the material presented, including common law copyright, are expressly reserved to the presenter or to the ISHRS. The sessions may be audio, videotaped, or photographed by the ISHRS.

Registrants also understand that operating rooms and health care facilities present inherent dangers. Registrants shall adhere to universal precautions during any Course, Workshop, or Session that they attend that may utilize cadaveric specimens, cadaveric material or sharps, and that any contact they may have with cadaveric specimens or cadaveric material shall conform to all proper medical practices and procedures for the treatment of patients for whom no medical history is available. In the event that one incurs a needle stick injury, cut, or other exposure to blood borne pathogens, the person shall immediately notify the Course, Workshop, or Session Director and the ISHRS and take such other follow-up measures as deemed appropriate.

**By attending this program, in no way does it suggest that participants are trained and/or certified in the discipline of hair restoration surgery.** All speakers, topics, and schedules are subject to change without prior notification and will not be considered reasons for refund requests.

Registrants agree to abide by all policies and procedures of the ISHRS. Registrants waive any claim against ISHRS for injury or other damage resulting in any way from course participation.



## RULES AND PROPER ETIQUETTE

The Annual Scientific Meeting is an educational activity. Attendees are expected to maintain professional etiquette and extend proper courtesies. Inappropriate behaviors will not be condoned. The meeting should not be used as an opportunity for solicitation of other physicians' staff or other unethical, inappropriate, and distasteful activities. It may seem obvious, but it is inappropriate and rude to make negative or soliciting comments to the live patients in the various sessions. Negative or disparaging comments about a patient's results to the patient are offensive, psychologically hurtful, and violate our ethical commitment to "do no harm." Patients who agree to show their postoperative results, as well as the doctors who bring them, deserve our respect and support for their willingness to subject their results to scrutiny and contribute to our learning experience.

Soliciting business in the meeting rooms or meeting area hallways is prohibited. Only registered exhibitors, in the Exhibit Hall, may solicit business. There will be no distribution of handouts, flyers or promotional items other than the official Abstract Book and workshop/course handouts, or other than exhibitor items in the exhibit hall. Any handout or flyer intended for the handout table by the registration desk must be pre-approved by the ISHRS Executive Director. Any unapproved handouts will be removed and discarded. Inappropriate postings on the message boards will be removed and discarded. Inappropriate postings on the message boards will be removed and discarded.

It is vital for the doctors to discuss their complications and show patient photos. Public disclosure of a specific doctor's complications or patients is prohibited. There are ongoing debates in any field of evolving science, and disagreement between professionals is expected. However, inflammatory or inappropriate criticism of any specific ISHRS doctor's or assistant's lecture that has been made in good faith and according to the ethical standards of our Society is prohibited.

The timing of any private social functions must be approved by the ISHRS.

The purpose of these guidelines is not to suppress free speech or to conceal items from the public; rather, it is to encourage a free exchange among doctors without worries that anything said or done will be used against them by a competitor. All doctors have complications at various times, but it takes a special form of integrity to discuss them before a large group of colleagues. By the same token, we understand that most of the non-medical promotional professionals in our field provide a helpful public service while pursuing their business interests. We hope this communication between us will be on a high professional level that will benefit both the field and the patients.



## HOTEL INFORMATION

**Hyatt Regency San Francisco**  
Five Embarcadero Center  
San Francisco, CA 94111 USA

**Hotel Direct Phone:**  
1-415-788-1234

**Hyatt Reservations:**  
1-402-592-6464  
or toll-free (U.S. and Canada) at  
1-888-421-1442

[www.sanfranciscoregency.hyatt.com](http://www.sanfranciscoregency.hyatt.com)

## VIDEO, PHOTOGRAPHY & AUDIO RECORDING POLICY

Video recording and/or photography are prohibited in all educational sessions. Under no circumstances are video, digital or still cameras to be utilized in the educational sessions. Violators will have their cameras/equipment confiscated until the end of the meeting. Audio recording for personal use only is permitted (i.e., for gathering information and NOT for rebroadcast or reproduction). **Photography of scientific material is prohibited. The only exception to the photography policy is photos taken by the official ISHRS photographers for purposes of use in ISHRS publications.**

## CELLULAR PHONE/PAGER POLICY

The use of cellular phones in the General Session, Workshop and Course rooms is prohibited. Attendees must either turn off or vibrate cellular phones.

## CANCELLATION/REFUND POLICY

Registration fees, less a \$100.00 administration fee, will be refunded upon written notice of cancellation to the ISHRS office received on or before September 16, 2013. After September 16, 2013, there will be no refund of fees for cancellation or for lack of attendance without notification. It is your responsibility to ensure that your cancellation request has been received by the ISHRS headquarters office. "No shows" who have not pre-paid will be invoiced for the total registration fee.

Those who have registered and are unable to attend due to difficulties in obtaining a visa must notify the Society headquarters prior to the start of the meeting. No refunds will be issued for lack of notification prior to the start of the meeting.

## PERSONS WITH DISABILITIES

The ISHRS fully complies with the legal requirements of the Americans with Disabilities Act (ADA) and the rules and regulations thereof. If any participant in this educational activity is in need of support services, please notify the headquarters office at 1-630-262-5399 or [info@ishrs.org](mailto:info@ishrs.org) as soon as possible, and preferably before September 16, 2013.

## OFFICIAL LANGUAGE

The official language of the International Society for Hair Restoration Surgery's 21st Annual Scientific Meeting is English. Simultaneous interpretation will not be provided. There will be several language specific tables at the Saturday morning Breakfast with the Experts.



## TICKETS FOR RECEPTIONS AND MEALS

Tickets **are not required** for the following:

- **Thursday Welcome Reception in the Exhibit Hall.** All registrants are welcome to attend and to bring their spouse/guest.

Tickets **are required** for the following:

- **Wednesday Basics Course**
- **Wednesday Advanced/Board Review Course**
- **Wednesday Surgical Assistants Luncheon**
- **Wednesday FUE Mini-Courses**
- **Thursday Newcomers Orientation Breakfast**
- **Friday Morning Workshops**
- **Friday Lunch Symposia**
- **Friday M&M Conference**
- **Friday Annual Giving Fund Reception**
- **Saturday Gala Dinner/Dance**
- **ISHRS Chartered Tours**

## MEETING ATTIRE

The attire for the educational sessions is **business**. Attire at the Saturday Evening Gala Dinner Dance will be black tie optional, or if you prefer, as a tradition of the ISHRS, you may wear a costume reflective of your native country for the Gala Dinner.

## FOR MORE INFORMATION CONTACT:

**INTERNATIONAL SOCIETY OF HAIR RESTORATION SURGERY**

303 West State Street  
Geneva, IL 60134 USA

Tel: 1-630-262-5399

U.S. Domestic Toll-free:  
1-800-444-2737

Fax: 1-630-262-1520

E-Mail: [info@ishrs.org](mailto:info@ishrs.org)

[www.ISHRS.org](http://www.ISHRS.org)



## PROGRAM AT-A-GLANCE & ROOM ASSIGNMENTS

### TUESDAY/OCTOBER 22, 2013

9:00AM-6:00PM	ISHRS Chartered Tour: The Best of the California Wine Country with Picnic Luncheon at Péju Winery <i>ticket required</i> Departs from Market Street Foyer, Street Level Tour desk open in this foyer 8:00AM-9:30AM for ticket pick-up
3:00PM-7:00PM	Registration Market Street Foyer, Street Level
3:00PM-8:00PM	Speaker Ready Room Plaza Room, Street Level
7:00PM-10:00PM	Ancillary Meeting: ABHRS Board of Directors Meeting <i>invitation only</i> Boardroom C, Atrium Level

### WEDNESDAY/OCTOBER 23, 2013

6:30AM-5:30PM	Registration Market Street Foyer, Street Level Extended exhibitor registration hours are 5:30PM-9:00PM in the Pacific Concourse Foyer, by the Exhibit Hall entrance
6:30AM-6:00PM	Speaker Ready Room Plaza Room, Street Level
8:00AM-4:15PM	Advanced/Board Review Course <i>ticket required</i> Garden Room, Atrium Level
8:30AM-6:00PM	Basics Course <i>ticket required</i> Seacliff B, Bay Level
9:00AM-12:00PM	FUE Hands-on Course 403: SAFE System <i>ticket required</i> Seacliff D, Bay Level
9:00AM-12:00PM	FUE Hands-on Course 404: PCID <i>ticket required</i> Regency A, Street Level
9:00AM-12:00PM	FUE Hands-on Course 405: Manual <i>ticket required</i> Boardroom C, Atrium Level
9:30AM-3:30PM	ISHRS Board of Governors Meeting <i>invitation only</i> Marina Room, Bay Level
9:30AM-4:00PM	Surgical Assistants Program & Luncheon <i>ticket required</i> Bayview Room, Bay Level
2:00PM-5:30PM	Posters Set-up by Poster Owners Grand Ballroom Foyer
2:00PM-5:00PM	FUE Hands-on Course 406: SAFE System <i>ticket required</i> Seacliff D, Bay Level
2:00PM-5:00PM	FUE Hands-on Course 407: PCID <i>ticket required</i> Regency A, Street Level
2:00PM-5:00PM	FUE Hands-on Course 408: Manual <i>ticket required</i> Boardroom C, Atrium Level
4:00PM-9:00PM	Exhibitors Set-up Pacific Concourse, Concourse Level
6:00PM-9:00PM	Ancillary Meeting: ABHRS Recertification Exam Marina Room, Bay Level
7:00PM-10:30PM	ISHRS Chartered Tour: San Francisco by Night! With a Visit to Yoshi's Jazz Club <i>ticket required</i> Departs from Market Street Foyer, Street Level Pre-ordered tickets are in your ISHRS registration packet

### THURSDAY/OCTOBER 24, 2013

6:30AM-6:30PM	Registration Market Street Foyer, Street Level
6:30AM-6:30PM	Poster Viewing Grand Ballroom Foyer, Street Level
7:00AM-6:00PM	Speaker Ready Room Plaza Room, Street Level
7:00AM-8:30AM	Newcomers Orientation Breakfast <i>ticket required</i> Bayview Room, Bay Level
7:45AM-9:15AM	Continental Breakfast in Exhibit Hall Pacific Concourse, Concourse Level
7:45AM-7:30PM	Exhibits Pacific Concourse, Concourse Level
9:00AM-6:00PM	General Session Grand Ballroom, Street Level
9:30AM-12:30PM	Surgical Assistants Graft Prep & Placement Workshop <i>ticket required</i> Seacliff B/C, Bay Level
10:30AM-10:50AM	Coffee Break in the Exhibit Hall Pacific Concourse, Concourse Level
12:30PM-2:00PM	Lunch on Own OR Informal Networking Lunch <i>ticket required</i> Garden Room, Atrium Level
12:30PM-2:00PM	Global Council of Hair Restoration Societies Meeting <i>invitation only</i> Marina Room, Bay Level
4:00PM-4:10PM	Break
4:00PM-5:10PM	Visit the Exhibits/Coffee Pacific Concourse, Concourse Level
4:10PM-5:10PM	Coffee with the Experts Grand Ballroom, Street Level Coffee pots will be set out on tables. Coffee also available in Exhibit Hall.
5:15PM-6:15PM	Surgical Assistants Committee Meeting <i>invitation only</i> Regency A, Street Level
6:00PM-7:30PM	Welcome Reception Pacific Concourse, Concourse Level

### FRIDAY/OCTOBER 25, 2013

6:00AM-6:00PM	Speaker Ready Room Plaza Room, Street Level
6:30AM-6:00PM	Registration Market Street Foyer, Street Level
6:30AM-6:00PM	Poster Viewing Grand Ballroom Foyer, Street Level
7:00AM-8:30AM	Workshops <i>ticket required</i> 201: Non-AGA Seacliff C/D, Bay Level 202: Corrective Surgeries Seacliff A/B, Bay Level 203: Hairline Design Garden Room, Atrium Level 204: Body Hair FUE Bayview A, Bay Level 205: Ethnic Considerations Bayview B, Bay Level
8:15AM-9:15AM	Continental Breakfast in Exhibit Hall Pacific Concourse, Concourse Level
8:15AM-5:30PM	Exhibits Pacific Concourse, Concourse Level
9:00AM-5:35PM	General Session Grand Ballroom, Street Level
9:55AM-10:40AM	General Membership Business Meeting & Service Awards Grand Ballroom, Street Level

10:30AM-10:45AM Coffee Available in Exhibit Hall  
Pacific Concourse, Concourse Level

12:00PM-2:00PM	Lunch Symposia <i>ticket required</i> 211: Complications Bayview, Bay Level 212: Question the Expert Garden Room, Atrium Level 213: Outcome Improvement Grand Ballroom, Street Level 214: Marketing Strategies Seacliff, Bay Level
4:20PM-4:50PM	Coffee Break in Exhibit Hall Pacific Concourse, Concourse Level AND Poster Inquiry Session Grand Ballroom Foyer, Street Level
6:00PM-8:00PM	ISHRS & ABHRS M&M Conference <i>ticket required</i> Bayview, Bay Level
8:00PM-9:30PM	President's Annual Giving Fund Reception <i>ticket required</i> Sens Restaurant, next door to Hyatt in 4 Embarcadero Center accessible via skybridge from the hotel's atrium level, walking directions are provided with your tickets

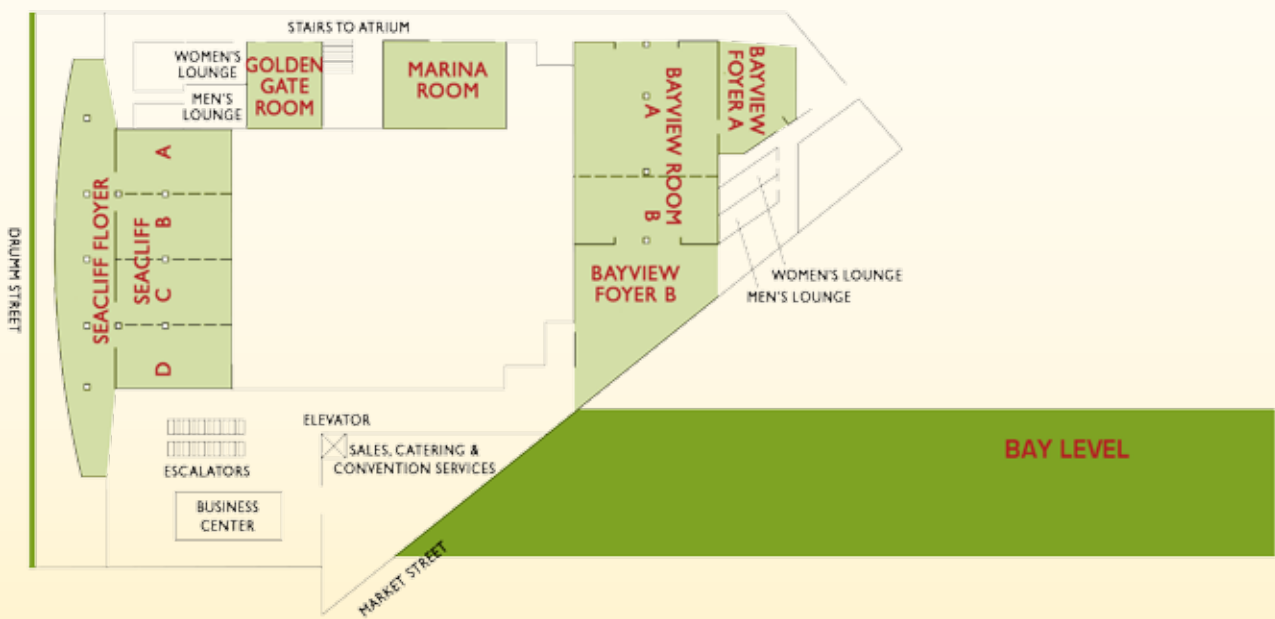
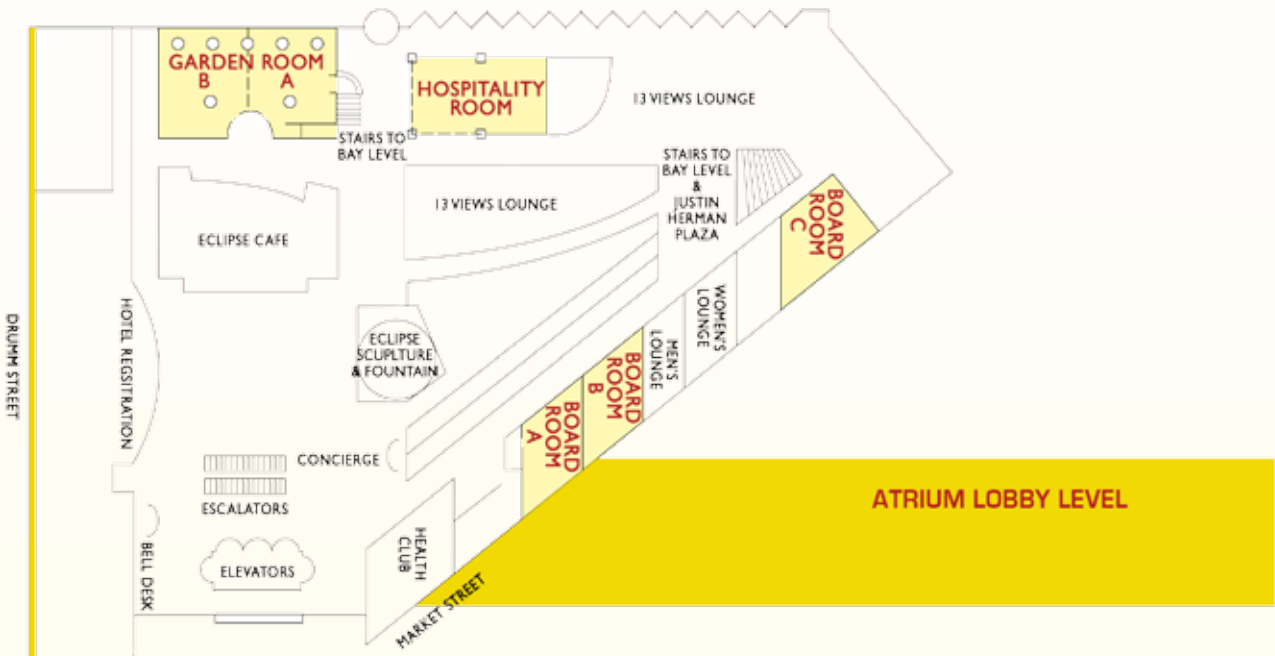
### SATURDAY/OCTOBER 26, 2013

6:45AM-8:30AM	Continental Breakfast in Exhibit Hall Pacific Concourse, Concourse Level
7:00AM-4:30PM	Registration Market Street Foyer, Street Level
7:00AM-3:45PM	Speaker Ready Room Plaza Room, Street Level
7:00AM-8:00AM	Breakfast with the Experts Grand Ballroom, Street Level Get your breakfast from Exhibit Hall.
7:00AM-12:40PM	Poster Viewing Grand Ballroom Foyer, Street Level
7:30AM-2:00PM	Exhibits Pacific Concourse, Concourse Level
8:15AM-5:00PM	General Session Grand Ballroom, Street Level
9:00AM	Poster Awards Grand Ballroom, Street Level
10:20AM-10:45AM	Coffee Break in the Exhibit Hall Pacific Concourse, Concourse Level
12:40PM-2:00PM	Lunch on Own
12:40PM-2:00PM	Posters Dismantled by Owners Grand Ballroom Foyer, Street Level
12:45PM-1:45PM	FUE Research Committee Meeting <i>invitation only</i> Regency A, Street Level
3:40PM-5:00PM	Live Patient Viewing Coffee available in room Bayview, Bay Level
4:30PM -5:30PM	CME Committee Meeting <i>invitation only</i> Seacliff A, Bay Level
5:00PM	Meeting Adjourns
7:00PM-12:00AM	Gala Dinner/Dance & Awards Ceremony <i>ticket required</i> Grand Ballroom, Street Level
12:00AM-2:00AM	After Hours Jam Session no ticket required - cash bar Grand Ballroom, Street Level

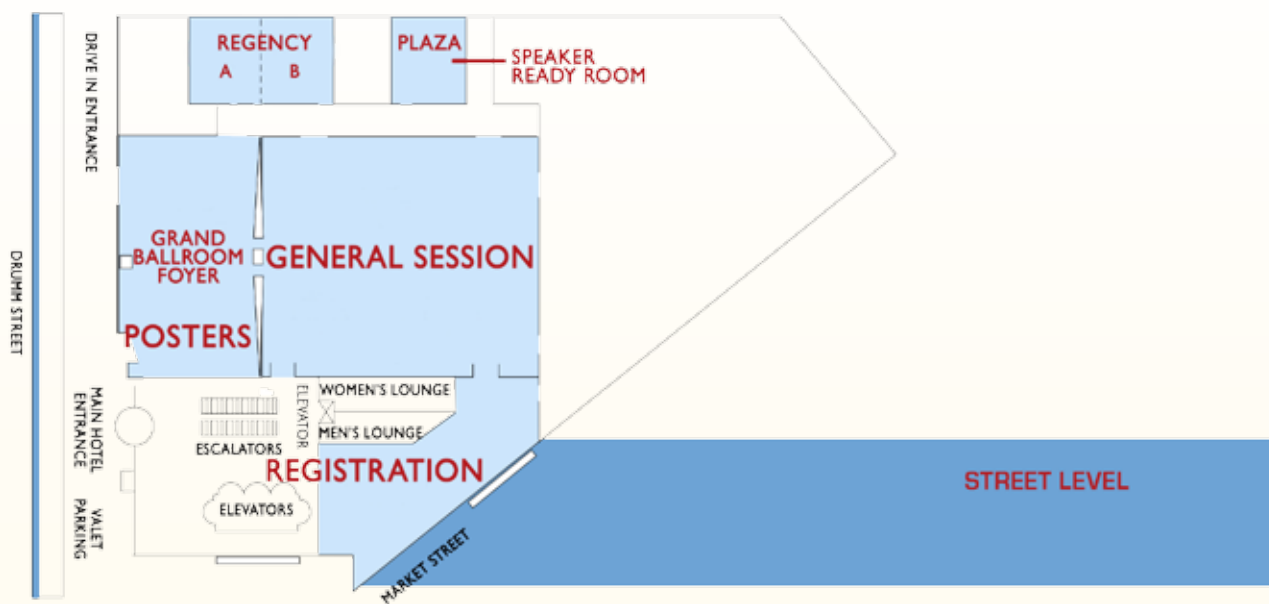
### SUNDAY/OCTOBER 27, 2013


8:30AM-2:30PM	ISHRS Chartered Tour: Magical Marin: Majestic Muir Woods & Sparkling Sausalito with Lunch in Sausalito <i>ticket required</i> Departs from Market Street Foyer, Street Level Pre-ordered tickets are in your ISHRS registration packet
---------------	--

HYATT REGENCY SAN FRANCISCO  
**MEETING SPACE FLOOR PLAN**









## DAY-BY-DAY PROGRAM



Bessam K. Farjo, MBChB

### Welcome Newcomers!

**Newcomers Chair:** Bessam K. Farjo, MBChB

In its fifth year, this program is designed to help our newest ISHRS meeting attendees become acquainted with the Society, its members, and the field.

"Newcomers" were paired with volunteer member "hosts" prior to the meeting and with an option to extend the collegial relationship for 2 years as an informal mentorship relationship.

Pairs are encouraged to e-mail or talk prior to the meeting, to attend the Newcomers Welcome & Orientation Breakfast, to sit together during the Thursday opening session, and for the host to make the newcomer feel welcome by introducing him/her to other ISHRS members.

All registration categories were welcome to participate.



### ISHRS MEETING Newcomers Program

## TUESDAY/OCTOBER 22, 2013

9:00AM-6:00PM **ISHRS Chartered Tour: The Best of the California Wine Country with Picnic Luncheon at Péju Winery**  
(ticket required) – must be age 21 or older

3:00PM-7:00PM **Registration**

3:00PM-8:00PM **Speaker Ready Room**

3:00PM-6:00PM **ISHRS Executive Committee Meeting**  
(invitation only)

7:00PM-10:00PM **Ancillary Meeting: ABHRS Board of Directors Meeting** (invitation only)

## WEDNESDAY/OCTOBER 23, 2013

6:30AM-5:30PM **Registration** (in Market Street Foyer), with  
5:30pm-9:00pm **Extended Hours for Exhibit Only Check-In** (in Pacific Concourse Foyer)

6:30AM-6:00PM **Speaker Ready Room**

8:00AM-4:15PM **Advanced/Board Review Course** (ticket required)

8:30AM-6:00PM **Basics Course** (ticket required)

9:00AM-12:00PM **FUE Hands-On Courses 403, 404, 405**  
(ticket required)

9:30AM-4:00PM **Surgical Assistants Program** (ticket required)

9:30AM-3:30PM **ISHRS Board of Governors Meeting**  
(invitation only)

2:00PM-5:00PM **FUE Hands-On Courses 406, 407, 408**  
(ticket required)

2:00PM-5:30PM **Posters Set-up by Poster Owners**

4:00PM-9:00PM **Exhibitors Set-up**

6:00PM-9:00PM **Ancillary Meeting: ABHRS Recertification Exam**

7:00PM-10:30PM **ISHRS Chartered Tour: San Francisco by Night! With a Visit to Yoshi's Jazz Club**  
(ticket required) – must be age 21 or older





## THURSDAY/OCTOBER 24, 2013

6:30AM-6:30PM	Registration
6:30AM-6:30PM	Poster Viewing
7:00AM-6:00PM	Speaker Ready Room
7:00AM-8:30AM	Newcomers Orientation Breakfast (ticket required)
7:45AM-9:15AM	Continental Breakfast
7:45AM-7:30PM	Exhibits
9:30AM-12:30PM	Surgical Assistants Hands-on Cadaver Workshop: Graft Preparation and Placement (ticket required)
9:00AM-6:00PM	GENERAL SESSION
9:00AM-9:13AM	<b>WELCOME TO THE 21ST ANNUAL SCIENTIFIC MEETING</b>
	LEARNING OBJECTIVE Describe program goals.
9:00AM-9:05AM	<b>5 Program Chair Welcome &amp; Announcements</b>
001	Robert H. True, MD, MPH
9:05AM-9:13AM	<b>8 President's Address</b>
002	Carlos J. Puig, DO
9:13AM-10:30AM	<b>STATE OF THE ART HAIR RESTORATION SURGERY</b>
	LEARNING OBJECTIVE Review the state of the art in hair restoration surgery for both donor strip harvesting and follicular unit extraction.
	<b>PART I: HAIR RESTORATION VIA DONOR STRIP HARVESTING</b>
9:13AM-9:15AM	<b>2 Moderator Introduction</b>
003	Robert S. Haber, MD
9:15AM-9:32AM	<b>17 State of the Art: Hair Restoration via Donor Strip Method</b>
004	Victor Hasson, MD
9:32AM-9:37AM	<b>5 Top 10 Characteristics</b>
005	Arthur Tykocinski, MD
9:37AM-9:41AM	<b>4 Commentary</b>
006	Bobby L. Limmer, MD
9:41AM-9:51AM	<b>10 Q&amp;A</b>

**PART II:  
HAIR RESTORATION VIA EXTRACTION HARVESTING**

9:52AM-9:54AM	<b>2 Moderator Introduction</b>
007	Robert S. Haber, MD
9:54AM-10:11AM	<b>17 State of the Art: Hair Restoration via Extraction Harvesting</b>
008	James A. Harris, MD
10:11AM-10:16AM	<b>5 Top 10 Characteristics</b>
009	José Lorenzo, MD
10:16AM-10:20AM	<b>4 Commentary</b>
010	John P. Cole, MD
10:20AM-10:30AM	<b>10 Q&amp;A</b>
10:30AM-10:50AM	<b>Coffee Break</b>
10:50AM-11:34AM	<b>RESEARCH STUDIES</b>
	LEARNING OBJECTIVE Describe various research projects on the subject of hair and how they may impact therapies or treatments for hair loss.
10:50AM-10:52AM	<b>2 Moderator Introduction</b>
011	Mario Marzola, MBBS
10:52AM-10:59AM	<b>7 FUE vs. FUT: Comparison Study in 2 Patients of FU Growth</b>
012	Michael L. Beehner, MD
10:59AM-11:06AM	<b>7 Utilizing the HairCheck Device to Assess the Preservation of Hair Mass after Hair Restoration Utilizing Strip, Dull Punch FUE and Robotic FUE Graft Harvest Techniques</b>
013	James A. Harris, MD
11:07AM-11:14AM	<b>7 Graft Counts of FUE and Traditional "Strip" Surgeries: A Surgical Technique Comparison</b>
014	Sara M. Wasserbauer, MD
11:14AM-11:24AM	<b>10 CST Evaluation of Donor and Recipient Areas Before and After FUT and FUE</b>
015	John P. Cole, MD
11:24AM-11:34AM	<b>10 Q&amp;A</b>



11:35AM-12:07PM	<b>BEYOND FUT AND FUE</b>
	LEARNING OBJECTIVE Discuss a novel surgical approach for donor harvesting.
11:35AM-11:37AM	<b>2 Moderator Introduction</b>
016	Robert H. True, MD, MPH
11:37AM-11:57AM	<b>20 Too Good to be True? A Scarless Hair Follicle Harvesting Method Enhancing Transplanted Graft Viability</b>
017	Carlos K. Wesley, MD
11:57AM-12:07PM	<b>10 Q&amp;A</b>

12:08PM-12:30PM	<b>OPERATION RESTORE PANEL</b>
	LEARNING OBJECTIVE Discuss the surgical approaches to several repair cases, including several that were supported by the ISHRS's Operation Restore pro bono program.
12:08PM-12:12PM	<b>4 Program Overview</b>
018	David Perez-Meza, MD <i>Chair, ISHRS Operation Restore Pro Bono Program</i>
12:12PM-12:15PM	<b>3 Repair of Aplasia Cutis Congenita in a 13 Year Old Female</b>
019	James A. Harris, MD
12:15PM-12:18PM	<b>3 Scalp Reconstruction After Pitbull Attack</b>
020	Antonio S. Ruston, MD
12:18PM-12:21PM	<b>3 Hair Transplant for Burn Scars</b>
021	Jerzy R. Kolasinski, MD, PhD
12:21PM-12:24PM	<b>3 Identical Twin-to-Twin FUE Hair Transplant using ARTAS</b>
022	Glenn M. Charles, DO
12:24PM-12:27PM	<b>3 Hair Transplantation of the Scalp After Car Accident</b>
023	David Perez-Meza, MD
12:27PM-12:30PM	<b>3 Q&amp;A</b>
12:30PM-2:00PM	<b>Lunch on your own or</b>
12:30PM-2:00PM	<b>Informal Networking Lunch</b> (ticket required)
12:30PM-2:00PM	<b>Global Council of Hair Restoration Societies Meeting</b> (invitation only)

## Informal Networking Lunch

**DATE:** THURSDAY | OCTOBER 24, 2013

**TIME:** 12:30PM-2:00PM

**FEE:** \$80 per ticket

### something new

We often hear that much of the learning and idea-swapping takes place in the hallways. This year we are trying something new by offering this informal networking lunch. There will not be a formal lecture or program. The idea is for attendees to have this opportunity to talk with one another over lunch. Sit with friends or sit with someone new and make new acquaintances. There will not be assigned seating.

### visiting with old friends and meeting new contacts

Last year we planned the membership business meeting to take place over the lunch, and nobody could hear the business meeting because everyone was busy talking at the tables! We recognize the importance in leveraging the time at the meeting by visiting with old friends and meeting new contacts. This is the reason we are offering this informal networking lunch. The price is simply to cover the cost of the meal.





2:00PM-3:10PM	<b>CICATRICAL ALOPECIA AND NON-ANDROGENETIC ALOPECIA</b>
	LEARNING OBJECTIVES
	<ul style="list-style-type: none"> <li>• Discuss the diagnosis and treatment of non-androgenetic alopecia.</li> <li>• Discuss the role of hair transplants in non-androgenetic alopecia.</li> </ul>
2:00PM-2:09PM	<b>9 Moderator Introduction</b>
024	Jeffrey C. Donovan, MD, PhD
2:09PM-2:39PM	<b>30 CICATRICAL ALOPECIA: WHAT YOU SHOULD KNOW ABOUT THE MANY DIFFERENT TYPES</b>
	Featured Guest Speaker:
025	Vera H. Price, MD, FRCP(C)
	<i>Department of Dermatology University of California at San Francisco</i>
2:39PM-2:46PM	<b>7 Comparison of the Results of Hair Restoration Surgery in Cicatricial Alopecias Induced by Inflammatory Diseases with Cicatricial Alopecias Induced by Traumatic Events</b>
026	Ramin Rabbani, MD
2:47PM-2:54PM	<b>7 Introduce a New Clinical Pattern of Lichen Planopilaris, It Is a Pitfall If Implanted Because the Disease May Flare Up, and Result in Disaster</b>
027	Gholami Abbasi, MD
2:54PM-3:00PM	<b>6 When is Traction Alopecia in Black Women 'Transplantable'?</b>
028	Jeffrey C. Donovan, MD, PhD
3:00PM-3:10PM	<b>10 Q&amp;A</b>
3:12PM-4:00PM	<b>POST FINASTERIDE SYNDROME SESSION</b>
030	Panel: Robert M. Bernstein, MD,
	Edwin S. Epstein, MD, Wayne J. G. Hellstrom, MD,
031, 032	Dow B. Stough, MD, Ken Washenik, MD, PhD
	LEARNING OBJECTIVES
	<ul style="list-style-type: none"> <li>• Review the latest studies on the efficacy and safety of finasteride 1 mg in androgenetic alopecia.</li> <li>• Discuss possible adverse events relating to the use of finasteride, including claims of persistent sexual dysfunction, and concerns relating to prostate cancer.</li> </ul>
3:12PM-3:22PM	<b>10 Moderator Introduction</b>
029	Edwin S. Epstein, MD
3:22PM-3:47PM	<b>25 Post Finasteride Syndrome Update: Urologist's Perspective</b>
	Featured Guest Speaker
033	Wayne J. G. Hellstrom, MD, FACS
	<i>Professor; Chief, Section of Andrology, Department of Urology, Tulane University School of Medicine</i>
3:47PM-4:00PM	<b>13 Q&amp;A</b>
4:00PM-4:10PM	<b>Break</b>

## 4:00PM-5:10PM Visit Exhibits/Coffee

## 4:10PM-5:10PM COFFEE WITH THE EXPERTS

Open to all attendees on a first-come, first-served basis. This is an informal session for small groups to discuss a specific topic as noted on the list. The round tables in the General Session room will be labeled with a topic and table leader's name. You may sit at any table you like and rotate to as many tables as you wish.

NEW THIS YEAR! At the half-way point, an announcement will be made so attendees can switch to another table if they choose. The table leader will repeat any mini-presentations or opening remarks about the topic.

Coffee pots will be set out on tables. Coffee also available in Exhibit Hall.

## LEARNING OBJECTIVE

Discuss various hair restoration surgery topics in-depth in small groups.

- |          |   |
|----------|---|
| 034      | <b>1. Stem Cells for Hair Loss</b>                              |
| 035      | Mario Marzola, MBBS &<br>Ryan J. Welter, MD, PhD                |
| 036      | <b>2. Rare Complications of Hair Transplantation</b>            |
|          | William R. Rassman, MD  |
| 037      | <b>3. Reconstructive Hair Restoration</b>                       |
|          | E. Antonio Mangubat, MD   |
| 038      | <b>4. Ten Tips for a Great Consultation</b>                     |
|          | Nicole E. Rogers, MD  |
| 039      | <b>5. Finasteride</b>   |
| 040      | Edwin S. Epstein, MD &<br>Wayne J. G. Hellstrom, MD             |
| 041      | <b>6. Treating the Young Patient</b>                            |
|          | Vincenzo Gambino, MD  |
| 042      | <b>7. Managing Female Hair Loss</b>                             |
|          | Paul C. Cotterill, MD   |
| 043      | <b>8. Getting Started with FUE</b>                              |
|          | Michael W. Vories, MD   |
| 044, 045 | <b>9. Clinical Experience with ARTAS</b>                        |
|          | Glenn M. Charles, DO & Marc R. Avram, MD                        |
| 046      | <b>10. Assessing FUE Transection</b>                            |
|          | Jean Devroye, MD  |
| 047      | <b>11. Micro-Tattooing</b>                                      |
|          | Jae Pak, MD   |
| 048      | <b>12. Tips on Conducting a Hair Transplant Research Study</b>  |
| 049      | Michael L. Beehner, MD &<br>Marco N. Barusco, MD                |
| 051, 052 | <b>14. How to Hire &amp; Train Assistants for Your Practice</b> |
|          | Jennifer H. Martinick, MBBS & Tina M. Lardner                   |
| 053      | <b>15. Surgical Assistant Table: Postoperative Care</b>         |
|          | Brooke M. Graham  |





**5:10PM-6:00PM RECIPIENT SITES AND COSMESIS**

**LEARNING OBJECTIVES**

- Compare and contrast different surgeons' approaches to the cosmetic aspects of the hair transplant procedure, including designing hairlines, in order to improve one's own skills.
- Discuss the surgical approaches to hair transplantation in special situations: advancing the female hairline and HT in eyebrows.

**5:10PM-5:12PM 2 Moderator Introduction**

**054** Sharon A. Keene, MD

**5:12PM-5:22PM 10 Making Less Look Like More**

**055** Antonio S. Ruston, MD

**5:22PM-5:32PM 10 State of the Art Recipient Sites and Graft Placement**

**056** Bradley R. Wolf, MD

**5:32PM-5:42PM 10 Cosmesis in Hair Restoration Surgery? Does It Matter?**

**057** Jennifer H. Martinick, MBBS

**5:42PM-5:49PM 7 Female Hairline Extension Technique**

**058** Bertram M. Ng, MBBS

**5:49PM-6:00PM 11 Q&A**

**5:15PM-6:15PM Surgical Assistants Committee Meeting (invitation only)**

**6:00PM-7:30PM Welcome Reception (in Exhibit Hall)**



**DATE:** THURSDAY | OCTOBER 24, 2013

**TIME:** 6:00PM-7:30PM

**FEE:** No extra fee required.

**LOCATION:** ISHRS Exhibit Hall in the Pacific Concourse

**JOIN US** in the Exhibit Hall to socialize and unwind after an invigorating first day of the meeting. The Welcome Reception is a great opportunity to spend time talking with exhibitors and reviewing their products and services in a relaxed atmosphere.

Cocktails and hors d'oeuvres will be served.

This event is open to all meeting attendees, their guests, and exhibitors.



## FRIDAY/OCTOBER 25, 2013

6:00AM-6:00PM	Speaker Ready Room
6:30AM-6:00PM	Registration
6:30AM-6:00PM	Poster Viewing
7:00AM-8:30AM	Workshops 201, 202, 203, 204, 205 (ticket required)
8:15AM-9:15AM	Continental Breakfast
8:15AM-5:30PM	Exhibits
9:00AM-5:35PM	GENERAL SESSION
9:00AM-9:52AM	<b>ANATOMY AND BASIC SCIENCE</b>
	LEARNING OBJECTIVE Discuss new concepts of scalp and eyelash anatomy and the effect of aging on male scalp hair.
9:00AM-9:02AM 059	<b>2 Moderator Introduction</b> Damkerng Pathomvanich, MD
9:02AM-9:09AM 060	<b>7 Study of Temple Pattern and Fronto-Temporal Point in Asian Men without Male Pattern Baldness</b> Prapote Asawaworarit, MD
9:09AM-9:16AM 061	<b>7 Miniaturization in the Donor</b> Christian Bisanga, MD
9:17AM-9:25AM 062	<b>8 Anatomy and Arrangement of Human Eyelashes Useful and Practical in Eyelash Transplantation</b> Sheida Abbasi
9:25AM-9:32AM 063	<b>7 Temporal Points – Their Importance and Impact on a Youthful Appearance and as a Prognosis for Baldness</b> Antonio S. Ruston, MD
9:33AM-9:42AM 064	<b>9 The Phenotype of Hairline Evolution</b> William R. Rassman, MD
9:42AM-9:52AM	<b>10 Q&amp;A</b>

9:55AM-10:40AM **GENERAL MEMBERSHIP BUSINESS MEETING & SERVICE AWARDS**10:30AM-10:45AM **Coffee Available**10:45AM-11:45AM **NORWOOD LECTURE**

LEARNING OBJECTIVE  
Review the latest developments in hair follicle cloning, regeneration, and other prospective developments and discuss their relevance to clinical practice.

10:45AM-10:48AM **3 Moderator Introduction**

065 Bessam K. Farjo, MBChB

10:48AM-11:18AM **30 NORWOOD LECTURE**

**Hair Follicle Cloning, Regeneration, and Other Prospective Developments for the Transplant Clinic – Where Are We Now?**

066 **Featured Guest Speaker**  
Colin Jahoda, MD, PhD  
*Professor, School of Biological and Biomedical Sciences, Durham University, U.K.*

11:18AM-11:23AM **5 Q&A**11:23AM-11:30AM **7 Multi-Centre, International, Randomized Investigation as to the Efficacy of Adipose Derived Mesenchymal Stem Cells for Stimulating Hair Growth in Androgenic Hair Loss Patient**

067 Ryan J. Welter MD, PhD

11:30AM-11:40AM **10 Highlights from the 7th World Congress for Hair Research**

068 Nilofer P. Farjo, MBChB

11:40AM-11:45AM **5 Q&A**

11:45AM-12:00PM **Break for hotel to set the room for lunch symposium, attendees can visit the exhibits**



**12:00PM-2:00PM Lunch Symposia 211, 212, 213, 214**  
(ticket required)

For all registered attendees except exhibitors. No extra fee required, but you must sign-up for the symposium of your choice during the registration process.

**Handouts** for lunch symposia are available as electronic PDFs only. They were e-mailed to all registrants prior to the meeting. The handout PDFs are also on the desktops of the Internet Café computers.

**2:15PM-3:18PM ADVANCING THE FUE TECHNIQUE**

**LEARNING OBJECTIVES**

- Describe the various techniques and instruments that can be used for FUE including their advantages and disadvantages.
- Evaluate donor area safety in FUE procedures.
- Discuss techniques to reduce follicle transection rates in FUE procedures.

**2:15PM-2:17PM 2 Moderator Introduction**

**069** Ken L. Williams, DO

**2:17PM-2:24PM 7 How Image Processing in FUE Harvesting Can Be Used in Calculating the Reduction of Skin Trauma by Injecting Normal Saline**

**070** Georgios Zontos, MD, PhD, MSc, BSc

**2:24PM-2:31PM 7 Controlling FUE Transection Rate with Difficult Scalp Character**

**071** Juyong Kim, MD

**2:32PM-2:39PM 7 Overshooting the Safe Donor Zone in Mega Session of FUE Technique**

**072** Suneet Soni, MD

**2:39PM-2:46PM 7 The Use of a Suction Apparatus to Improve Wound Healing of FUE Sites**

**073** Paul T. Rose, MD, JD

**2:46PM-2:53PM 7 Unfavorable Results with FUE Technique. Have We Come Full Circle?**

**074** Tejinder Bhatti, MCh

**2:54PM-3:01PM 7 Vacuum Assisted Follicle Extraction Device (VAFED), an Innovative Device for FUE with Negligible Follicle Transection and Easy to Learn Methodology**

**075** Anil K. Garg, MS, MCh

**3:01PM-3:08PM 7 Electrolysis Assisted Follicular Unit Extraction (An Innovation in Hair Harvesting)**

**076** Shahin Gholami, MD

**3:08PM-3:18PM 10 Q&A**

**3:20PM-4:05PM ENHANCING DONOR MANAGEMENT IN STRIP HARVESTING**

**LEARNING OBJECTIVE**

Describe the various techniques that can be used to improve donor area healing in FUT including their advantages and disadvantages.

**3:20PM-3:22PM 2 Moderator Introduction**

**077** Henrique N. Radwanski, MD

**3:22PM-3:28PM 6 The Roles of Injected Steroid in Donor Strip Wound Healing**

**078** Bertram M. Ng, MBBS

**3:28PM-3:35PM 7 Efficacy and Safety of Low Dose Enalapril in Minimizing Linear Donor Scars from Hair Restoration Surgery**

**079** Prapote Asawaworarit, MD

**3:36PM-3:42PM 6 Partial Trichophytic Closure - A Calculated Approach in Performing Double Edged Trichophytic Closure for Improving the Appearance of Scalp Scar**

**080** Parsa Mohebi, MD

**3:42PM-3:48PM 6 Novel Application of Hyaluronidase on Scalp Laxity**

**081** Wen-Yi Wu, MD

**3:48PM-3:55PM 7 The Use of a Long Acting Anesthetic to Diminish Post Operative Pain in Hair Transplant Patients**

**082** Paul T. Rose, MD, JD

**3:55PM-4:05PM 10 Q&A**

**4:05PM-4:20PM POSTER OVERVIEW SESSION**

**LEARNING OBJECTIVE**

Review key points relating to a variety of studies and surgical pearls regarding hair restoration surgery.

**4:05PM-4:20PM 15 Poster Overview**

**083** Robert S. Haber, MD

**4:20PM-4:50PM Poster Inquiry Session during Coffee Break**

**4:50PM-5:35PM HAIRLINE DESIGN PANEL**

**LEARNING OBJECTIVE**

Compare and contrast different surgeons' approaches to designing hairlines and temporal points.

**4:50PM-5:35PM 45 Moderator Introduction and Hairline Panel**

**084** Russell G. Knudsen, MBBS

**085** Surgeon Designers: Kapil Dua, MD,

**086** Russell G. Knudsen, MBBS & Mauro Speranzini, MD

**6:00PM-8:00PM ISHRS & ABHRS M&M Conference**  
(ticket required)

**8:00PM-9:30PM President's Annual Giving Fund Reception**  
(ticket required)



## + ISHRS & ABHRS Morbidity and Mortality (M&M) Conference +

**DATE:** FRIDAY | OCTOBER 25, 2013

**TIME:** 6:00PM-8:00PM

**FEE:** \$125

**LEVEL:** All Levels, Limited to Physicians Only

**Director:** Robert J. Reese, DO

**Faculty:**

Scott A. Boden, MD

James A. Harris, MD

Robert H. True, MD, MPH

Michael W. Vories, MD



Robert J. Reese, DO

### Morbidity and mortality

(M&M) conferences are traditional, recurring conferences held by medical services at academic medical centers, most large private medical and surgical practices, and other medical centers. They are peer reviews of mistakes that occur during the care of patients that directly contribute to morbidity and mortality. Morbidity and mortality conferences are non-punitive and focus on the goal of improved patient care. The proceedings are generally kept confidential by law. M&M conferences occur with regular frequency, highlight recent cases and identify areas of improvement for clinicians involved in the case. **Publicly presenting our complications takes tremendous courage but ultimately leads to the very best learning opportunities.** Physicians will present their cases over a 5-7 minute time frame. Audience members will formulate and pose questions to the presenter to discuss how the case may have been managed differently and

provide recommendations on how to eliminate the likelihood of repeat occurrences. It is anticipated that each case will require 15-20 minutes to complete.

- + Discussions are held in strict confidence and all attendees are required to sign a confidentiality agreement via the Attendee Participation Agreement.
- + Please consider submitting a case(s) for review.
- + All submitted cases will be reviewed for inclusion in this or future M & M conferences.
- + Dinner will be served and is included in the fee.
- + Registration is limited.

### LEARNING OBJECTIVES

Upon completion of the course you will be able to:

- Learn from complications and errors, to modify behavior and judgment based on previous experiences.
- Prevent the repetition of errors leading to complications.
- Identify systems issues (e.g., outdated policies, changes in patient identification procedures, arithmetic errors, etc.) which affect patient care.



**DATE:** FRIDAY | OCTOBER 25, 2013

**TIME:** 8:00PM-9:30PM

**FEE:** 2 tickets included with Trustee Circle and Leadership Circle AGF donation levels; Tickets for purchase are \$90 per person for any category of donor or \$110 per person for non-donors (\$35 for children under 18)

**LOCATION:** Sens Restaurant  
4 Embarcadero Center  
Promenade Level  
Biada Room and Patio  
(located directly next door to the Hyatt)

**ATTIRE:** Business casual dinner attire  
(a light jacket or sweater is recommended if you wish to be out on the patio)

**HOW TO GET THERE:** The restaurant is located directly next door to the Hyatt in 4 Embarcadero Center.  
Walking directions will be provided with your tickets.

## President's Annual Giving Fund Reception

**Join us** for wonderful Mediterranean food and prime San Francisco views from the patio at Sens Restaurant! Sens is French for the word meaning "sense," which refers to the faculties of sight, sound, smell and taste that humans perceive. At Sens restaurant, they love the process of cooking and its end result that appeals to all senses. Their inspiration is that of the Mediterranean with its wonderfully diverse cultures and cuisines.

**Both AGF donors and non-donors are invited to attend.**

**The Annual Giving Fund** will provide two (2) complimentary tickets to our Trustee and Leadership Circle donors. All AGF donor categories may purchase (additional) tickets at a special price of \$90. Non-donors may purchase tickets at a price of \$110 per person.

**To donate** to the ISHRS Annual Giving Fund and to view the list of priority projects and initiatives being funded, go to: <http://www.registration123.com/ishrs/AGF/>.

**We truly appreciate your support!**





## SATURDAY/OCTOBER 26, 2013

6:45AM-8:30AM	<b>Continental Breakfast</b>
7:00AM-4:30PM	<b>Registration</b>
7:00AM-3:45PM	<b>Speaker Ready Room</b>

**7:00AM-8:00AM BREAKFAST WITH THE EXPERTS**

No extra fee. Open to all attendees on a first-come, first-served basis. This is an informal session for small groups to discuss a specific topic as noted on the list. The round tables in the General Session room will be labeled with a topic and table leader's name. Get your breakfast from the Exhibit Hall and then sit at the table of your choice to have "breakfast with an expert." You may sit at any table you like and rotate to as many tables as you wish.

NEW THIS YEAR! At the half-way point, an announcement will be made so attendees can switch to another table if they choose. The table leader will repeat any mini-presentations or opening remarks about the topic.

**LEARNING OBJECTIVE**

Discuss various hair restoration surgery topics in-depth in small groups.

- |     |   |
|-----|---|
| 087 | <b>1. Advances in Hair Biology</b><br>Ken Washenik, MD, PhD   |
| 088 | <b>2. Beard FUE</b><br>Robert H. True, MD, MPH  |
| 089 | <b>3. How to Perform Cross-Sectional Trichometry</b><br>Bernard Cohen, MD                               |
| 090 | <b>4. Proper Use of Minoxidil</b><br>Robert T. Leonard, Jr., DO   |
| 091 | <b>5. Eyebrow Restoration</b><br>Sara M. Wasserbauer, MD  |
| 092 | <b>6. Surgical Hairline Advancement</b><br>Mario Marzola, MBBS  |
| 093 | <b>7. Peri-Operative Risk Management</b><br>Scott A. Boden, MD &  |
| 094 | Kuniyoshi Yagyu, MD   |
| 095 | <b>8. The Art &amp; Pitfalls of Internet Consultation</b><br>Carlos J. Puig, DO                         |
| 096 | <b>9. Hyaluronidase in Hair Transplantation</b><br>Sungjoo Tommy Hwang, MD, PhD                         |
| 097 | <b>10. Implanters</b><br>Tseng-Kuo Shiao, MD  |
| 098 | <b>11. Chinese-Speaking Table: Pearls for Asian Hair Transplantation</b><br>Wen-Yi Wu, MD               |
| 099 | <b>12. Korean-Speaking Table: Total Hairline Correction in Low Grade Hair Loss</b><br>Jae Heon Jung, MD |
| 100 | <b>13. Spanish-Speaking Table: FUE</b><br>José Lorenzo, MD  |
| 101 | <b>14. Surgical Assistant Table: Maximizing Team Efficiency</b><br>Emina Karamanovski                   |

7:00AM-12:40PM	<b>Poster Viewing</b>
7:30AM-2:00PM	<b>Exhibits Viewing</b>
8:15AM-5:00PM	<b>GENERAL SESSION</b>

**8:15AM-9:00AM DIFFICULT CASES I**

- 103 Panel: Alan J. Bauman, MD,  
104 Jerry E. Cooley, MD,  
105 Daniel E. Rousso, MD, and  
James E. Vogel, MD

**LEARNING OBJECTIVES**

- Discuss challenging and atypical cases and treatment options.
- Recognize surgical limitations in marginal candidates and develop appropriate treatment plans for these patients.

**8:15AM-9:00AM 45 Moderator Introduction and Difficult Cases I Panel**

- 102 James E. Vogel, MD

**9:00AM-9:03AM Poster Awards****9:03AM-10:20AM ADVANCES IN HAIR BIOLOGY****LEARNING OBJECTIVES**

- Demonstrate understanding of basic biology of molecular influences on follicular behavior.
- Describe effect of ATP on follicle viability.
- Review the results of platelet growth factors and porcine urinary bladder matrix in wound healing and hair growth.

**9:03AM-9:10AM 7 Moderator Introduction**

- 106 Ken Washenik, MD, PhD

**9:10AM-9:40AM 30 ADVANCES IN HAIR BIOLOGY LECTURE**  
**Extra-follicular Environmental Modulation of Hair Regeneration**

- 107 **Featured Guest Speaker**  
Cheng-Ming Chuong, MD, PhD

*Professor of Pathology, Chair of Graduate Committee, University of Southern California*

The Advances in Hair Biology Lectureship is generously supported by a grant from BOSLEY.

**9:40AM-9:47AM 7 Q&A**
**9:47AM-9:57AM 10 Hair Follicle Regeneration in Minimal Depth Follicular Unit Extraction Sites Treated with ACell**

- 108 John P. Cole, MD

**9:58AM-10:10AM 12 Bioenhancements of Hair Transplantation**

- 109 Jerry E. Cooley, MD

**10:10AM-10:20AM 10 Q&A****10:20AM-10:45AM Coffee Break**

10:45AM-11:48AM	<b>DIAGNOSTIC AIDS AND TREATMENT OUTCOME ASSESSMENTS WITH A FOCUS ON FPHL</b>
	LEARNING OBJECTIVES
	<ul style="list-style-type: none"> <li>• Compare and contrast methods for measuring results of medical and surgical hair restoration.</li> <li>• Review clinical evidence for the effect of low level laser light therapy.</li> <li>• Discuss proper hormonal evaluation in female pattern hair loss (FPHL).</li> </ul>
10:45AM-10:47AM	<b>2 Moderator Introduction</b>
110	Francisco Jimenez, MD
10:47AM-10:54AM	<b>7 The Clinical Utility of the Hair Check Device</b>
111	Russell G. Knudsen, MBBS
10:54AM-11:01AM	<b>7 Tools for Monitoring Patients on Medical Therapy</b>
112	Bernard P. Nusbaum, MD
11:02AM-11:09AM	<b>7 Dermoscopy is a Valuable Aid in Diagnosing Female Hair Loss and Guiding Treatment</b>
113	Alessandra Juliano, MD
11:09AM-11:17AM	<b>8 The Effect of Cold Laser Therapy on Hair Mass as Measured by Cross Sectional Diameter</b>
114	Sara M. Wasserbauer, MD
11:18AM-11:28AM	<b>10 Is Low Level Laser Therapy Effective in Treating Androgenetic Alopecia? A Review of 5 Years Experience in Treating Hundreds of Patients with Male and Female Pattern Hair Loss</b>
115	Shelly A. Friedman, DO
11:28AM-11:38AM	<b>10 Hormonal Evaluation of Female Pattern Hair Loss</b>
116	Sharon A. Keene, MD
11:38AM-11:48AM	<b>10 Q&amp;A</b>

11:50AM-12:40PM	<b>ADVANCED SURGICAL VIDEOS I</b>
	LEARNING OBJECTIVES
	<ul style="list-style-type: none"> <li>• Compare methods to improve donor closure in FUT.</li> <li>• Describe approaches to reduce post operative cosmetic problems.</li> <li>• Discuss FUE as an approach to repairing poor results.</li> </ul>
11:50AM-11:52AM	<b>2 Moderator Introduction</b>
117	Carlos J. Puig, DO
	<b>FUT DONOR MANAGEMENT</b>
11:52AM-11:57AM	<b>5 How to Minimize Hair Angle Alteration in Wide Donor Wound</b>
118	Dae-young Kim, MD
11:57AM-12:02PM	<b>5 Arrow Shape Laxometer</b>
119	Viroj Vong, MD
12:03PM-12:08PM	<b>5 Composite Graft for Incomplete Donor Site Closure Due to High Tension</b>
120	Ji-sup Ahn, MD, PhD
	<b>IMPROVING COSMESIS</b>
12:08PM-12:13PM	<b>5 An Alternate Technique from Shaving the Recipient Area</b>
121	Sara J. Kotai, MBBS
12:14PM-12:19PM	<b>5 The "No-Shave FUE Technique": A Method to Improve Patient Satisfaction with FUE Procedures</b>
122	Marco N. Barusco, MD
12:19PM-12:24PM	<b>5 How I Do a Preevaluation Test in FUE and How I Calculate My Transection Rate</b>
123	Emre A. Karadeniz, MD
12:25PM-12:30PM	<b>5 How I Correct Too Low Hairline Using FUE</b>
124	Yi-Jung I. Lin, MD
12:30PM-12:40PM	<b>10 Q&amp;A</b>

12:40PM-2:00PM	<b>Lunch on Your Own</b>
12:45PM-1:45PM	<b>FUE Research Committee Meeting</b> (invitation only)
12:40PM-2:00PM	<b>Posters Dismantle</b>
2:00PM-7:00PM	<b>Exhibits Dismantle</b>



## 2:00PM-2:45PM DIFFICULT CASES II

- 126 Panel: Robert M. Bernstein, MD,  
127 Sheldon S. Kabaker, MD,  
128 Russell G. Knudsen, MBBS, and  
James E. Vogel, MD

### LEARNING OBJECTIVES

- Discuss challenging and atypical cases and treatment options.
- Recognize surgical limitations in marginal candidates and develop appropriate treatment plans for these patients.

## 2:00PM-2:45PM 45 Moderator Introduction and Difficult Cases II Panel

- 125 James E. Vogel, MD

## 2:48PM-3:35PM ADVANCED SURGICAL VIDEOS II

### LEARNING OBJECTIVES

- Compare and contrast different surgeons' approaches to and devices for graft implantation.
- Describe the various techniques that make the FUE process more efficient.

## 2:48PM-2:50PM 2 Moderator Introduction

- 129 John P. Cole, MD

### INNOVATIONS IN THE USE OF IMPLANTERS

## 2:50PM-2:55PM 5 New Stick-and-Place Shiao Micro-Implanter

- 130 Tseng-Kuo Shiao, MD

## 2:55PM-3:00PM 5 Novel Implanter Technique that Enables More than 1600 Grafts in 1 Hour with Dense Packing

- 131 Jae Hyun Park, MD

## 3:00PM-3:05PM 5 Importance of Depth Control when Transplanting Hairs and the Best Way How to Use the New OKT (Optimally Kept Transplanter) Implanter

- 132 Kun Oc, MD

### IMPROVING EFFICIENCY IN FUE

## 3:06PM-3:11PM 5 FUE Hair Transplant Using NeoGraft and Implanter Pens

- 133 Michael W. Vories, MD

## 3:11PM-3:16PM 5 How to Achieve 2000+ Grafts Per Day by Combining Motorized FUE with Implanter Pens

- 134 Conradin von Albertini, MD

## 3:17PM-3:22PM 5 My Performance in Large FUE Sessions

- 135 Luis R. Trivellini, MD

## 3:22PM-3:27PM 5 Graft Harvesting in FUE Giga Session (>3500 FU grafts)

- 136 Kavish Chouhan, MD

## 3:27PM-3:35PM 8 Q&A

## 3:35PM-5:00PM LIVE PATIENT VIEWING

### LEARNING OBJECTIVE

Assess the results of real live patients from a variety of cases that utilized different approaches and techniques.

## 3:35PM-3:40PM 5 Overview of LPV Cases

- 137 Jerry Wong, MD

## 3:40PM-3:40PM I Adjourn Main Meeting in General Session Room

Robert H. True, MD, MPH

## 3:40PM-5:00PM 80 Live Patient Viewing

### 5:00PM Meeting Adjourns

## 4:30PM-5:30PM CME Committee Meeting (invitation only)

## 7:00PM-12:00AM Gala Dinner/Dance & Awards Ceremony (ticket required)

## 12:00AM-2:00AM After Hours Jam Session

## SUNDAY/OCTOBER 27, 2013

8:30AM-2:30PM ISHRS Chartered Tour: Magical Marin: Majestic Muir Woods & Sparkling Sausalito with Lunch in Sausalito (ticket required)





DATE: SATURDAY | OCTOBER 26, 2013

TIME: 7:00PM-12:00AM

Cocktail reception starts at 7:00PM  
Dinner at 8:00PM

FEE: \$95 per person

LOCATION: Grand Ballroom

# Gala

## Dinner/Dance & Awards Ceremony

### COME AND CELEBRATE

the final evening of the annual meeting with your friends and colleagues. We will start off the evening with the Gala Dinner and Awards, where The Golden and Platinum Follicle Awards and Distinguished Assistant Award will be presented. Then, get ready to dance the night away as we crank up the music for an all out dance party!

PLEASE NOTE: Tickets to the Gala are non-refundable due to the guaranteed reservation that the ISHRS must make on behalf of the attendee.

### TICKETS ARE REQUIRED

for entry and must be purchased in advance (see registration form). Tickets are not included in the main meeting registration fee. No corporate support is received for the Gala Dinner/Dance.

### THE ATTIRE

for the evening is black tie optional, or if you prefer, as a tradition of the ISHRS, you may wear a costume reflective of your native country.

## NEW! ISHRS AFTER HOURS JAM SESSION

### THE FUN DOES NOT END AT MIDNIGHT!

After the Gala, stay for some late night fun featuring a jam session with our own ISHRS member-entertainers! Drinks will be available for purchase from a cash bar.

DATE: Saturday | October 26, 2013

TIME: 12:00AM midnight-2:00AM  
(immediately following the Gala)

FEE: No fee. Drinks are available for purchase from a cash bar.

LOCATION: Grand Ballroom



The Advances in Hair Biology Lecture is generously supported by a grant from Bosley.

## ADVANCES IN HAIR BIOLOGY LECTURER



**Cheng-Ming Chuong, MD, PhD**

*Professor of Pathology,  
University of Southern California,  
Los Angeles, California, USA*

Dr. Cheng-Ming Chuong received his MD from Taiwan University in 1978. He then obtained his PhD from The Rockefeller University in 1983. Later he moved to the University of Southern California in 1987 and worked on the development and regeneration of feather, tooth, and hairs. He is currently a professor of pathology and also serves as the Chair of Graduate Committee in Department of Pathology. Dr. Chuong has been invited to give many lectures in international conferences, prestigious universities and received many honors including the award for creativity in research by USC. In 2008, he was elected to the prestigious Academia Sinica, the National Academy equivalent of Taiwan. Dr. Chuong directs the Laboratory of Tissue Development and Engineering (<http://www-hsc.usc.edu/~cmchuong/cmchuong@usc.edu>) in the Department of Pathology, USC. The laboratory is mainly supported by the National Institute of Health and studies how stem cells are guided to form special tissues and organs of specific size and shape.

Using the ectoderm as a Rosetta stone, his laboratory learned from nature how to mold stem cells into different ectodermal organs during development, evolution and stem cell engineering. He has promoted the concept of "topobiology" which is crucial for guiding epidermal stem cells into proper architectures. He pioneered the work of regenerative hair waves, on how macro-environment can affect the regenerative activity of stem cells in vivo. Dr. Chuong has published more than 170 papers on the biology of integuments in top journals, including multiple research papers and commentaries in Nature and Science. He is an associate editor of J. Investigative Dermatology, Expt. Dermatology.

**Dr. Chuong will speak on "Extra-follicular Environmental Modulation of Hair Regeneration."**

The Norwood Lecture was established in 2006 by the ISHRS Board of Governors to honor the immense contributions of O'Tar T. Norwood, MD, co-founder of the ISHRS and founder of the Hair Transplant Forum International.

## NORWOOD LECTURER



**Colin Jahoda, MD, PhD**


*Professor,  
School of Biological and Biomedical Sciences,  
Durham University, Durham, UK*

Dr. Jahoda is a developmental/cell biologist with over 30 years of research expertise in the field of skin and hair follicle biology. He studied for his PhD at Dundee University in Scotland and spent time studying feather development as a NATO Research Fellow in the laboratory of Professor Philippe Sengel in Grenoble, France. He returned to Dundee and became a Royal Society University Research Fellow, and subsequently after a brief period there as a lecturer, took up a post at Durham University where he is now a Professor. In relation to skin appendages, his focus has been on the molecular basis of adult hair follicle growth, as well as adult stem cell biology and wound healing. His research has impacted on a number of overlapping fields including developmental biology, stem cell biology, dermatology and tissue engineering of skin for therapeutic purposes. He has published nearly 100 research articles, as well as numerous review articles and book chapters.

**Dr. Jahoda will speak on "Hair Follicle Cloning, Regeneration, and Other Prospective Developments for the Transplant Clinic - Where Are We Now?"**



## GUEST LECTURER

**Vera H. Price, MD, FRCP(C)**

*Professor, Department of Dermatology,  
University of California,  
San Francisco, USA*

After moving to California, Dr. Price was a research dermatologist at UCSF and spent three years doing basic research on the structure and biochemistry of human hair with the wool chemists at the Western

Regional Research Laboratory of the United States Department of Agriculture in Berkeley, California. This subsequently led to her expertise and subspecialty in hair and hair biology.

In addition to actively seeing patients, Dr. Price has described several new hair disorders and has authored 121 publications covering her research interests, and most recently a book about cicatricial alopecia which made its debut at the 2011 Annual Meeting of the American Academy of Dermatology. Her research interests include histologic and molecular studies in cicatricial alopecia, immunopathologic and genetic studies in alopecia areata, hormonal regulation of the hair follicle, quantitative methods of estimating hair growth, structural hair shaft anomalies, and special aspects of Afro-American hair.

**Dr. Price will speak on “Cicatricial Alopecia: What You Should Know About the Many Different Types.”**

## GUEST LECTURER

**Wayne J.G. Hellstrom, MD, FACS**

*Professor; Chief, Section of Andrology,  
Department of Urology,  
Tulane University School of Medicine,  
New Orleans, Louisiana, USA*

Dr. Wayne J.G. Hellstrom is professor of urology and chief of andrology (male infertility and sexual dysfunction) at Tulane University School of Medicine in New Orleans, where he has been

a faculty member since 1988. His practice is specialized in the diagnosis and treatment of male sexual dysfunction including Peyronie's disease, surgical and vascular reconstruction, prosthetic surgery, male infertility (both surgical and medical therapies), male hypogonadism, premature ejaculation, BPH, and urethral stricture disease.

A clinician, author, and lecturer, Dr. Hellstrom has published over 350 peer-reviewed articles in professional publications and has authored numerous chapters in textbooks. He also is the editor of three textbooks: "Male Infertility and Sexual Dysfunction," "The Handbook of Sexual Dysfunction" and "Textbook of Male Hypogonadism."

Dr. Hellstrom earned his undergraduate and medical degrees at McGill University in Montreal and completed his urology residency at the University of California at San Francisco and his fellowship/AUA scholarship at the University of California at Davis. Dr. Hellstrom has been awarded many honors in the field of urology, male infertility, and erectile dysfunction, and is currently the President-Elect of the International Society of Sexual Medicine (ISSM), and past president of the Sexual Medical Society of North America and the American Society of Andrology. In addition, he is associate editor of The Journal of Sexual Medicine, International Journal of Andrology, and Asian Journal of Andrology.

**Dr. Hellstrom will speak on “Post Finasteride Syndrome Update: Urologist's Perspective.”**



## SCIENTIFIC POSTER PRESENTATIONS

The scientific poster presentations will be on display in the Grand Ballroom Foyer. The Scientific Research, Grants, and Awards Committee will review and rate the posters. Certificates of recognition will be awarded to the highest scoring posters. There will be a poster inquiry session during the Friday afternoon coffee break. Posters remaining at the conclusion of the Annual Meeting will be discarded.

### POSTER SET-UP

Wednesday | October 23, 2013

2:00PM-5:30PM

### POSTER VIEWING HOURS

Thursday | October 24, 2013

6:30AM-6:30PM

Friday | October 25, 2013

6:30AM-6:00PM

Poster Inquiry Session 4:20PM-4:50PM

Saturday | October 26, 2013

7:00AM-12:40PM

### POSTER AWARDS

Saturday | October 26, 2013

In General Session 9:00AM

### POSTER DISMANTLE

Saturday | October 26, 2013

12:40PM-2:00PM

**P01** Correction of Improper Female Hairline Restoration Procedures  
- Ji-sup Ahn, MD, PhD

**P02** Hair Density Count – A Comparative Study Among Different Types of Densitometer  
- Prapote Asawaworarit, MD

**P03** Real Data of FUE Transection Rate in Asians  
- Jisung Bang, MD

**P04** Prophylactic Antibiotic Use in Hair Transplantation Surgery – Indications and Recommendations  
- Scott A. Boden, MD

**P05** Role of Body Hair Transplantation in Vitiligo  
- Kavish Chouhan, MBBS

**P06** Use of Glutathione as Part of Holding Solution and its Effect in Oxidative Stress during Hair Transplantation  
- Márcio Crisóstomo, MD

**P07** Combining Follicular Unit Extraction and Strip Surgery in Secondary Procedures to Achieve More Follicular Units – The Management of Donor Area and Previous Scar  
- Márcio Crisóstomo, MD

**P08** How to Shorten Outside Body Time in FUE Megasesions  
- Aman Dua, MD, MBBS

**P09** Humanism in Hair Transplant Marketing  
- Kapil Dua, MD

**P10** Our Covering Method for Shaved FUE Donor Area  
- Katsumi Ebisawa, MD, PhD

**P11** Synthetic Fibers Implantation: To Ban or Not To Ban  
- Shady H. El-Maghraby, MBCh

**P12** Scalp Biofilm, Hair Loss and Associated Chronic Diseases  
- John E. Frank, MD

**P13** Details That Make a Difference in Eyebrow Transplantation  
- Christine G. Guimaraes, MD

**P14** Technical Aspects for Optimizing the Results of Donor Area Scars  
- Christine G. Guimaraes, MD

**P15** A New Ergonomic Microscope for Hair Transplantation  
- Robert S. Haber, MD

**P16** Hair induction by transplantation of human follicular stem cells, dermal papilla cells or their combination with or without laser pretreatment in Nude Balb/c mice  
- Fariba Jaffary, MD, PhD

**P17** Total Hairline Correction in Female Patients  
- Jae Heon Jung, MD

**P18** The Effect of Electromagnetic Field Based Multimodality Treatment on Patient Undergoing Hair Transplantation  
- Hyo Kang, MD

**P19** The Advantages of being able to do FUT and FUE in Making a Treatment Plan  
- Emre A. Karadeniz, MD

**P20** Advantages and Disadvantages of FUE Using ARTAS SYSTEM for Japanese  
- Keiichiro Kasai, MD

**P21** Non-Absorbable Buried Sutures in HT to Minimise Donor Scars  
- Manoj Khanna, MD

**P22** An Easy Method to Minimize Transection with Fine Blade Angle Adjustment in FUS  
- Jino Kim, MD

**P23** Differences in Preferences for Female Hairline between Doctors and Patients  
- Ju Yong Kim, MD

**P24** Restoration of Hair-Inducing Capacity of Cultured Human Dermal Papilla Cells by Three Dimensional Spheroid Culture  
- Moonyou Kim, MD, PhD

**P25** Body Hair Transplant (BHT) – A Good Supplement to Traditional Hair Transplantation  
- Jerzy Kolasinski, MD, PhD

**P26** Surgeon and Trichologist Collaboration – A State-of-the-Art Contemporary Hair Restoration Surgery  
- Jerzy Kolasinski, MD, PhD

**P27** Optimization of Hair Transplantation Using FUE Method  
- Malgorzata Kolenda, MD

**P28** Micropigmentation: Camouflaging Scalp Alopecia and Scars in Asians  
- Seung Yong Lee, MD

**P29** Hair Plastic Surgery Not Only Restoration  
- Yi-Jung I. Lin, MD



**P30** Extended Hair Transplant: Old Techniques with a New Combination  
- Humayun Mohmand, MD

**P31** Embryonic-like Cell-Secreted Proteins Induce Hair Growth in a Phase I/II trial in Male Pattern Baldness  
- Gail K. Naughton, PhD

**P32** Effects of Low-Level Laser Therapy (LLLT) on Cell Proliferation and Insulin-Like Growth Factor-I (IGF-I) Secretion of Dermal Papilla Cells from Balding Hair Follicles  
- Ratchathorn Panchaprateep, MD

**P33** Clinical Importance of Parietal Whorl in Male Pattern Baldness  
- Jae Hyun Park, MD

**P34** Using Single Follicles Divided from Multi-hair Follicular Unit for Natural Result in Asians  
- Soo-Ho Park, MD

**P35** Complication and Solution for Severe Folliculitis after Eyebrow Transplantation  
- Damkerng Pathomvanich, MD

**P37** Less is More Approach – A Novel Hair Transplant Approach for Patients with Extensive Hairloss (NW 6/7)  
- Arvind Poswal, MBBS

**P38** A Mathematical Way of Graft Estimates in a Patient Customized Manner  
- Arvind Poswal, MBBS

**P39** Understanding the Attitude and Behavior of Hair Loss Patients a Review of 2000 Cases  
- Rajendrasingh J. Rajput, MCh

**P40** The Scientific Basis for Diet Modification for Hair Loss Patients  
- Rajendrasingh J. Rajput, MCh

**P41** Combination Techniques for Donor Strip Wound Closure  
- Hyo Sub Ryu, MD, PhD

**P42** Instrument Cleaning Scalp  
- Sandro N. Salanitri, MD

**P43** Hair Removal Laser for Creating Fine Hairs  
- Kyle Koo-II Seo, PhD

**P44** Low Anabolic Profile in Assessing a Patient's Overall Hair Loss Program and S.H.A.P.I.R.O. Chart  
- Lawrence Shapiro, DO

**P45** New Approaches to the Surgical Treatment of Secondary Cicatricial Alopecia  
- Alexander E. Shestopalov, MD

**P46** Optimizing Graft Distribution and Density in Giga Session of Hair Transplant  
- Suneet Soni, MBBS

**P47** Vertex Accentuation in Female Pattern Hair Loss in Asians  
- Rattapon Thuangtong, MD

**P48** A Pilot Study of the Efficacy of 5% Minoxidil Solution Combined with Oral Chelated Zinc Supplement in Treatment of Female Pattern Hair Loss  
- Rattapon Thuangtong, MD

**P49** Minimizing the Postoperative Pain in Patients Undergoing Strip Surgery  
- Asad Toor, MD

**P50** A Retrospective Study on the Quality of FUT Scars with a Related Patient Satisfaction Survey  
- Anastasios Vekris, MD

**P51** Are Postoperative Antibiotics Necessary in FUE Procedures? A Double-Blind Prospective Study  
- Anastasios Vekris, MD

**P52** Acute Telogen Efluvium in Women: A Retrospective Review of 503 Cases  
- Carlos C. Velasco, MD

**P53** Widow's Peak Type 2 to Camouflage Scar  
- Viroj Vong, MD

**P54** Antithrombotic Medications in Hair Transplantation: Safe Operation in Coronary Heart Disease and Atrial Fibrillation  
- Kuniyoshi Yagyu, MD

**P55** Post Brow Lift Fixation – Eyebrow Transplantation  
- Jack M. Yu, MD

**P56** Induction Anesthesia in Hair Transplantation  
- Shadi Zari, MD

**P57** Application of High-Density Follicular Unit Hair Transplantation in Treatment of Cicatricial Alopecia  
- Jufang Zhang, MD

## BASICS COURSE

DATE: Wednesday | October 23, 2013

TIME: 8:30AM-6:00PM

FEE: \$895

LEVEL: Beginner



Jonathan L. Ballon, MD



Samuel M. Lam, MD

**Basics Course Chair:** Jonathan L. Ballon, MD

**Basics Course Co-Chair:** Samuel M. Lam, MD

**Faculty:** Michael L. Beehner, MD, Marco N. Barusco, MD, Scott A. Boden, MD, Timothy P. Carman, MD, Jeffrey C. Donovan, MD, PhD, Vance W. Elliott, MD, Robert S. Haber, MD, Emina Karamanovski, Sara J. Kotai, MBBS, Parsa Mohebi, MD, Janna Shafer, Roy Stoller, DO, Edwin Suddleson, MD, Sara M. Wasserbauer, MD, Ken L. Williams, DO, and Craig Ziering, DO

The 2013 Basics Course, while intended primarily to be a valuable learning experience for those with little or no experience in hair restoration surgery, will also be of interest to intermediate and advanced surgeons who would like an opportunity to review core essentials. Regardless of experience level, it is those core essentials which guide us through every transplant we do... or decide we shouldn't do.

A morning didactic session will be followed by an afternoon of one-hour rotations through five different work stations covering the various technical elements of hair restoration surgery. The course will conclude with a wrap-up Q&A session with the faculty.

It is strongly recommended that participants take advantage of the ISHRS Basics Lecture Series enduring material prior to attending the live Basics Course. Course tuition includes access to the 15 pre-recorded lectures, a \$450 value.

**PRECAUTION NOTE:** This workshop will utilize sharps and possibly human cadaver tissue. Universal Precautions must be observed. Scrubs are not required. Necessary disposable coverings will be provided included standard disposable latex gloves. If you have an allergy to latex or glove powder, then bring several sets of your own gloves.

### LEARNING OBJECTIVES

Upon completion of this course you will be able to:

- Discuss the key developments in the history of hair restoration surgery.
- Identify the anatomy of an individual hair follicle, as well as the follicular architecture and neurovascular anatomy of the scalp.
- Conduct a thorough consultation on patients with hair loss and select appropriate candidates for surgery; advise patients with non-androgenetic alopecia; discuss medical treatment for hair loss; educate patients with regard to the concept of supply vs. demand and realistic expectations; obtain an informed consent; and identify some challenging patients and situations for the novice (or advanced) hair restoration surgeon.
- Take proper "before" & "after" photographs of your patients.
- Design an esthetically pleasing and age-appropriate hairline as part of a hair transplant which provides coverage with satisfactory cosmetic density.

The ISHRS gratefully acknowledges  
**A to Z SURGICAL, ELLIS INSTRUMENTS, MICRO-VID, ROBBINS INSTRUMENTS** and the **FACULTY** for their generosity in loaning instruments and equipment for this course; and **Sara Wasserbauer, MD** for serving as this year's Local Liaison.  
**THANK YOU!**



- Name the medications and doses used for safe and effective oral, intramuscular and intravenous sedation.
- Explain the safe and effective administration of local anesthesia and tumescence.
- Summarize the pros and cons of strip vs. FUE donor harvesting.
- Identify the true (safe) donor area; calculate donor density and the size of the donor strip necessary for obtaining a particular number of grafts; discuss appropriate placement of the incision, minimizing the scar, and planning for the future.
- Explain the preparation of good quality slivers and follicular unit grafts under a microscope.
- Recognize the distinguishing features of the various devices used for FUE surgery; explain the basics of extracting grafts from the donor area.
- Discuss various graft storage solutions and maximizing graft survival.
- Create recipient sites for various sized follicular units, using various instruments, with appreciation for proper depth, exit angle, direction and spacing to achieve naturalness and optimize hair growth/density.
- Place different sized follicular unit grafts into recipient sites of different angles and directions.

### OUTLINE

<b>7:30AM-8:15AM</b>	<b>Continental Breakfast</b> (coffee available until 8:30AM) NOTE: Food may not be brought into the course room.
<b>8:30AM-8:35AM</b>	<b>Introduction</b> Jonathan L. Ballon, MD
<b>8:35AM-8:45AM</b>	<b>History of Hair Restoration Surgery</b> Michael L. Beehner, MD
<b>8:45AM-8:55AM</b>	<b>Scalp Anatomy and Histology</b> Sara M. Wasserbauer, MD
<b>8:55AM-9:05AM</b>	<b>Q&amp;A</b>
<b>9:05AM-9:20AM</b>	<b>Non-AGA</b> Jeffrey C. Donovan, MD, PhD
<b>9:20AM-9:45AM</b>	<b>The Initial Consultation &amp; Patient Selection</b> Craig L. Ziering, DO
<b>9:45AM-9:55AM</b>	<b>Oral/Intramuscular/Intravenous Sedation</b> Scott A. Boden, MD
<b>9:55AM-10:05AM</b>	<b>Donor and Recipient Anesthesia/Tumescence</b> Parsa Mohebi, MD
<b>10:05AM-10:15AM</b>	<b>Graft Survival and Storage Solutions</b> Marco N. Barusco, MD
<b>10:15AM-10:35AM</b>	<b>Break; Q&amp;A</b>
<b>10:35AM-10:50AM</b>	<b>Strip vs. FUE: Overview of Pros &amp; Cons</b> Edwin Suddleson, MD
<b>10:50AM-11:00AM</b>	<b>Minoxidil, Finasteride, &amp; LLLT</b> Vance W. Elliott, MD
<b>11:00AM-11:15AM</b>	<b>Photography: The Importance of Good "Before" and "After" Photos</b> Robert S. Haber, MD
<b>11:15AM-11:30AM</b>	<b>Q&amp;A</b>
<b>11:45AM-12:30PM</b>	<b>Lunch with faculty</b>



**12:30PM-5:30PM Hands-On Work Stations (Afternoon break 3:15PM-3:45PM)****STATION 1: HAIRLINE & CROWN DESIGN****Station Leader:** Michael L. Beehner, MD**Faculty:** Edwin Suddleson, MD, and Craig L. Ziering, DO

This station will address appropriate hairline design/placement and naturalness, taking into consideration patient expectations, age, balding patterns and potential for future hair loss, donor density, and hair texture and color; attention will also be given to the overall design of the transplant with the goal of achieving cosmetic density.



Michael L. Beehner, MD



Edwin Suddleson, MD



Craig L. Ziering, DO

**STATION 2: STRIP HARVESTING****Station Leader:** Parsa Mohebi, MD**Faculty:** Timothy Carman, MD and Jeffrey C. Donovan, MD, PhD

Participants will review the boundaries of the safe donor area on one another, along with landmarks for facilitating strip removal and achieving optimal cosmetic results. Participants will calculate the size of the strip needed to provide the desired number of grafts, and donor harvesting will be practiced on a novel simulated scalp model.



Parsa Mohebi, MD



Timothy P. Carman, MD



Jeffrey C. Donovan, MD, PhD

**STATION 3: GRAFT PREPARATION & PLACING****Station Leader:** Marco N. Barusco, MD**Faculty:** Emina Karamanovski, Sara J. Kotai, MBBS, and Janna Shafer

Participants will learn effective techniques for slivering the donor strip and preparing high-quality follicular unit grafts under a microscope. Proper storage and handling of donor tissue will be stressed. Participants will practice placing prepared "grafts" (eyelashes embedded in silicone) into foam models.



Marco N. Barusco, MD



Emina Karamanovski



Sara J. Kotai, MBBS



Janna Shafer

**STATION 4: INTRODUCTION TO FUE (sharp vs. dull, automated vs. manual)****Station Leader:** Ken L. Williams, DO**Faculty:** Scott A. Boden, MD and Roy Stoller, DO

The basic types of devices (manual vs. automated, sharp vs. dull) will be demonstrated, along with judicious management of the donor area and proper technique for graft extraction. This station is intended to be a very basic introduction to FUE technique; those interested in more depth and detail would benefit from taking the dedicated FUE course.



Ken L. Williams, DO



Scott A. Boden, MD



Roy Stoller, DO

**STATION 5: RECIPIENT SITES****Station Leader:** Robert S. Haber, MD**Faculty:** Vance W. Elliott, MD and Sara M. Wasserbauer, MD

Using different types of blades and needles matched to graft size, participants will practice creating recipient sites of appropriate angle, direction, and depth in order to achieve cosmetic density and naturalness.



Robert S. Haber, MD



Vance W. Elliott, MD



Sara M. Wasserbauer, MD

**5:30PM-6:00PM Wrap-up and Q&A with Faculty**

## ADVANCED / BOARD REVIEW COURSE

DATE: Wednesday | October 23, 2013

TIME: 8:00AM-4:15PM

FEE: \$495

LEVEL: Intermediate and Advanced



Paul J. McAndrews, MD

### Advanced/Board Review Course Chair:

Paul J. McAndrews, MD

### Advanced/Board Review Co-Chair:

Bertram M. Ng, MBBS

The Advanced/Board Review Course will provide an opportunity for hair restoration surgeons to review a range of topics that are representative of information that will be present on both the initial certification exam and the re-certification exam for the American Board of Hair Restoration Surgery (ABHRS). This course will also teach a methodology for preparing for and navigating the ABHRS written and oral examination. The presentations are intended to provide in depth or advanced information in topics such as the etiologies of hair loss, anatomy/histology of scalp and hair, medical treatments, donor and recipient area management, cell and gene therapy, anesthesia, and emergency interventions.



Bertram M. Ng, MBBS

This course will also have the attendees run through numerous case scenarios to help the attendees hone their skills in preparing to take the oral exam part of the ABHRS Certification Exam. There will be ample opportunities for attendee participation and question and answer sessions.

Course tuition includes online access to the ISHRS Basics Lecture Series enduring material that includes 15 pre-recorded comprehensive lectures covering medical and surgical hair restoration. The material extensively reviews the vital information necessary to pass the ABHRS exam.

### LEARNING OBJECTIVES

Upon completion of this course you will be able to:

- Describe an organized strategy for studying for the ABHRS exam.
- Outline and describe a strategy for taking the ABHRS Oral exam.
- Outline the core content of the ABHRS examination.
- Discuss the pharmacology of medical therapy for hair loss.
- Distinguish between the non-androgenetic etiologies of hair loss, recognize basic dermatologic conditions, and understand the medical treatments of hair loss.
- Describe the principles of donor site management and all major methods of graft production, recipient site creation, graft placement techniques, and methods for maximizing density.
- Explain to a patient the risk benefits of FU Transplantation vs. Follicular Unit Extraction.
- Explain to a patient the risk benefits associated with a trichophytic closure donor area harvesting.
- Understand the risks benefits of Scalp Reduction, Juri Flap, and Frechet Flap and the anatomy of the scalp involved.
- Describe to an examiner the difference between tissue expansion and tissue extension.
- Outline the anatomy, histology, and physiology of the scalp and hair follicle.
- Describe anesthesia used in hair restoration surgery.
- Discuss the work up for females with hair loss.
- Identify the emergency interventions for hair restoration surgery.



### OUTLINE

7:30AM-8:30AM Continental Breakfast

8:00AM-8:15AM Introduction & Orientation

Paul J. McAndrews, MD and Bertram M. Ng, MBBS

8:15AM-8:30AM FUE

James A. Harris, MD

8:30AM-8:45AM Test Taking Strategies

Robert J. Reese, DO

8:45AM-10:15AM Advanced Technologies Panel Discussions

Note: each presenter has 10' lecture and then 5' Q & A

8:45AM-9:00AM Donor Removal Techniques (Strip)

Marc S. Dauer, MD

9:00AM-9:15AM Trichophytic Closures

Mario Marzola, MBBS

9:15AM-9:30AM Hairline Design

Paul V. Shapiro, MD

9:30AM-9:45AM Tissue Expansion & Flaps

Sheldon S. Kabaker, MD

9:45AM-10:00AM Graft Placement Techniques

Michael W. Vories, MD

10:00AM-10:15AM Recipient Sites

Ricardo Mejia, MD

10:15AM-10:30AM Coffee Break

10:30AM-10:50AM Medical Treatments – Lectures

10:30AM-10:40AM Medical Therapies

Mark A. Waldman, MD

10:40AM-10:50AM OTC's

Marco N. Barusco, MD

10:50AM-11:00AM Q&A

11:00AM-11:45PM Lunch

12:00PM-12:20PM Female Hair Loss Work Up & Non-Androgenetic Hair Loss

Ricardo Mejia, MD

12:20PM-12:40PM Pre and Post-op Management

Robert J. Reese, DO

12:40PM-12:50PM Anesthesia

Martin M. Behnke, MD

12:50PM-1:00PM Peri-surgical Drug Management and Safety

Robert P. Niedbalski, DO

1:00PM-1:20PM Hair Anatomy and Biology

Nilofer P. Farjo, MBChB

1:20PM-1:40PM Overview of BLS with AED

Mark A. Waldman, MD

1:40PM-2:00PM Coffee Break

2:00PM-4:00PM Oral Exam Scenarios

Bertram M. Ng, MBBS

Martin M. Behnke, MD

Michael W. Vories, MD

Ricardo Mejia, MD

Robert P. Niedbalski, DO

Robert J. Reese, DO

4:00PM-4:15PM Final Questions & Open Discussion

Bertram M. Ng, MBBS



## FUE HANDS-ON COURSES (NON-CME)

DATE: Wednesday | October 23, 2013

TIME: Morning Session 9:00AM-12:00PM

Afternoon Session 2:00PM-5:00PM

FEE: \$395 per course

LEVEL: Beginner to Intermediate



James A. Harris, MD

The FUE Hands-On Courses will allow participants to obtain detailed exposure to the FUE technique listed. Each course will include a lecture portion where the details of the methodology and instrumentation will be presented followed by a hands-on opportunity using models. The course options include manual non-powered sharp punch techniques, the Powered Cole Isolation Device (PCID), and the powered Harris SAFE System. Each of the 3 courses will be repeated – morning and afternoon. Each session will accept a limited number of students.

### COURSE OPTIONS

#### SAFE System

**Director:** James A. Harris, MD

**Faculty:** Mark A. Bishara, MD, Marc S. Dauer, MD, and Kapil Dua, MD



John P. Cole, MD

#### Powered Cole Isolation Device (PCID)

**Director:** John P. Cole, MD

**Faculty:** Jisung Bang, MD, Benjamin Chang, MD, Alejandro Chueco, MD, Conradin Von Albertini, MD, Ken L. Williams, DO and Bradley R. Wolf, MD



José Lorenzo, MD

#### Manual Non-Powered Sharp Punch FUE

**Director:** José Lorenzo, MD

**Faculty:** Koray Erdogan, MD, Bijan Feriduni, MD and Ximena Vila, MD

The ISHRS gratefully acknowledges HSC DEVELOPMENT, COLE INSTRUMENTS, ROBBINS INSTRUMENTS, Q-OPTICS and the FACULTY for their generosity in loaning instruments and equipment for this course. THANK YOU!



9:00AM-12:00PM 403: FUE Hands-On Course: Utilizing SAFE System for FUE

9:00AM-12:00PM 404: FUE Hands-On Course: Utilizing the Programmable Cole Isolation Device (PCID) for FUE

9:00AM-12:00PM 405: FUE Hands-On Course: Manual, Non-Powered FUE Techniques and Instrumentation

2:00PM-5:00PM 406: FUE Hands-On Course: Utilizing SAFE System for FUE (repeat of #403)

2:00PM-5:00PM 407: FUE Hands-On Course: Utilizing the Programmable Cole Isolation Device (PCID) for FUE (repeat of #404)

2:00PM-5:00PM 408: FUE Hands-On Course: Manual, Non-Powered FUE Techniques and Instrumentation (repeat of #405)

### LEARNING OBJECTIVES

Upon completion of the course you will be able to:

- Demonstrate the selected method of graft dissection.
- Describe the nuances of the application of the technique and instrumentation.
- Gain insight into any particular indications, contraindications or limitations of the technique/instrument.

**PRECAUTION NOTE:** This workshop will utilize sharps. Scrubs are not required. Necessary disposable coverings will be provided included standard disposable latex gloves. If you have an allergy to latex or glove powder, then bring several sets of your own gloves.





## SURGICAL ASSISTANTS PROGRAM

DATE: Wednesday | October 23, 2013

TIME: 9:30AM-4:00PM

FEE: No extra fee required but you must register in advance to obtain lunch ticket.

LEVEL: Surgical Assistants – All Levels



D. Carmona Baez

### *Surgical Assistants Chair:*

Diana K. Carmona Baez

I would like to begin by extending a warm welcome and invite you to consider attending our program in the beautiful city of San Francisco! This year our Wednesday Surgical Assistant's Program will be filled with valuable information. Our panel of experts and speakers has assembled an amazing program, designed to shine light and focus on various key steps and procedures for surgical assistants that will benefit all level of expertise in the field.

In our agenda we will be discussing a number of crucial techniques for graft survival in general. Our main focus will be to prepare every practice for success. We will start with the most fundamental element, which is our team, and confer on building a strong bond between the staff. Among the

key topics we will discuss the importance of graft hydration and handling, follicle injury and survival, the difference between thin versus thick slivers, graft selection during placement, and crucial cleaning etiquette.

We will be sharing developed techniques and best practices within each procedure.

All of these and many more topics will be discussed and time will be set aside for our audience to share, ask questions, and obtain answers.

On Thursday afternoon, we will also have a Surgical Assistant's table as part of the "Coffee with Experts," where the topic will be "Post-Operative Care." This will be more of a one-on-one question and answer basis.

In addition, on Saturday at the "Breakfast with Experts," the Surgical Assistant's table topic will be on "Maximizing Team Efficiency" using the same one-on-one question and answer format.

So, start thinking of questions for us! We look forward to seeing and hearing from all of you!

### LEARNING OBJECTIVES

Upon completion of this course you will be able to:

- Describe techniques as they pertain to dissecting and implanting grafts to improve graft survival and optimal growth.
- Increase your team's efficiency during the surgical procedure.
- Discuss challenges and solutions when dissecting and implanting grafts.
- Discuss various tools and ergonomic suggestions.

### OUTLINE

#### 9:30AM-9:40AM Opening Session

9:30AM-9:35AM **Welcome & Introductions,**  
Diana K. Carmona Baez

9:35AM-9:40AM **Hands on Workshop Overview**  
Aileen R. Ullrich, CMA

#### 9:45AM-10:45AM Surgery Efficiency

Moderator: Diana K. Carmona Baez

9:45AM-10:00AM **Team Building**  
Helen L. Marzola, RGN

10:00AM-10:15AM **Assisting with Donor Harvesting**  
Timothy P. Carman, MD

10:15AM-10:30AM **Cleaning Etiquette**  
Brooke M. Graham

10:30AM-10:45AM **Good Lighting and Magnification**  
Holly Grodzik

10:45AM-10:50AM **Panel Discussion and Q&A**

#### 10:50AM -11:05AM Coffee Break

#### 11:05AM-12:10PM Optimal Growth

Moderator: Diana K. Carmona Baez

11:05AM-11:20AM **Graft Hydration & Proper Graft Handling**  
Felipe D. Reynoso

11:20AM-11:35AM **Optimal Growth and Holding Solutions**  
Brandi Burgess

11:35AM-11:50AM **Follicle Injury and Graft Survival**  
Laureen Gorham, RN

11:50AM-12:05PM **Stress Management in a Surgical Setting**  
Emina Karamanovski

12:05PM-12:10PM **Panel Discussion and Q&A**

#### 12:10PM-12:25PM Restroom Break /Buffet Setup by Hotel

#### 12:25PM-1:15PM Luncheon & Informal Networking

#### 1:15PM-2:25PM Critical Thinking on Graft Selection

Moderator: Diana K. Carmona Baez

1:15PM-1:30PM **Cutting Challenges and Solutions**  
MaryAnn W. Parsley, RN

1:30PM-1:45PM **Placing Challenges and Solutions**  
Tina M. Lardner

1:45PM-2:00PM **Slivering Thin vs. Thick**  
Ailene Russell, NCMA

2:00PM-2:15PM **Graft Selection During Placement**  
Kathryn M. Morgan

2:15PM-2:25PM **Panel Discussion and Q&A**

#### 2:25PM-2:40PM Coffee Break

#### 2:40PM-3:35PM Choosing the Proper Tools

Moderator: Diana K. Carmona Baez

2:40PM-2:55PM **Ergonomics**  
Laura E. Burdine

2:55PM-3:10PM **Placing Forceps: Straights vs. Angled**  
Patricia Sanchez

3:10PM-3:25PM **Hair Growth Measurement**  
Felipe D. Reynoso

3:25PM-3:35PM **Panel Discussion and Q&A**

#### 3:35PM-4:00PM Open Floor Panel

Moderator: Diana K. Carmona Baez

3:35PM-3:55PM **Panel Discussion**  
Panelists: Brandi Burgess,  
Laureen Gorham, RN, Tina M. Lardner,  
Helen L. Marzola, RGN,  
Kathryn M. Morgan,  
MaryAnn W. Parsley, RN

3:55PM-4:00PM **Closing Remarks**  
Diana K. Carmona Baez

# SURGICAL ASSISTANTS HANDS-ON CADAVER TISSUE WORKSHOP: GRAFT PREPARATION AND PLACEMENT

DATE: Thursday | October 24, 2013

TIME: 9:30AM-12:30PM

FEE: \$245

LEVEL: Surgical Assistants – All Levels



Aileen R. Ullrich, CMA

## **Surgical Assistants Vice Chair:**

Aileen R. Ullrich, CMA

## **Faculty:**

### **Slivering Station:**

MaryAnn W. Parsley, RN (*station leader*),  
Laureen Gorham, RN, Brooke M. Graham,  
Kathryn M. Morgan

### **Dissecting/Cutting Station:**

Emina Karamanovski (*station leader*),  
Tracy R. Betzig, Wilson Mendoza,  
Sara L. Salas, MD

### **Implanting/Placement Station:**

Tina M. Lardner (*station leader*), Laura E. Burdine, Felipe D. Reynoso,  
Janna Shafer

**Continued Learning Station:** Sara Roberts, RN, Heather Stretch

Surgical assistants play an integral role during a hair transplant procedure and have a significant impact on patient results. The assistant's ability to dissect and implant grafts in an efficient manner with minimal trauma to the follicular unit must be continually developed. The surgical assistant's workshop offers a hands-on, personalized environment to learn, develop, and refine the skills necessary for optimal graft preparation and placement.

During the workshop, participants will rotate between active stations, each focused on a different aspect of graft preparation and placement. Experienced staff will be available to teach and provide guidance, tips, and helpful suggestions to both beginning and seasoned surgical assistants as they learn and practice various methods and techniques for graft preparation and placement. Photographs and a video will also be incorporated at each station to share advanced techniques, convey key concepts, and explain basic principles.

For graft implantation, we have the opportunity to utilize a new silicone model for teaching. Not only is this an excellent model for learning the key concepts and manual dexterity involved with graft placement, it is also a model that can be used in the office for practice and training purposes. With this in mind, our fourth station will focus on continued learning. At this station, we will demonstrate various placing boards and silicone/styrofoam models that can be used to practice and refine skills outside of the workshop.



The ISHRS gratefully acknowledges  
**A to Z SURGICAL,**  
**ELLIS INSTRUMENTS,**  
**MICRO-VID,** and the  
**FACULTY** for their  
generosity in loaning  
instruments and  
equipment for this  
course; and  
**Sara Wasserbauer, MD**  
for serving as this year's  
Local Liaison.  
**THANK YOU!**



Each year this workshop sells out, so early registration is encouraged to ensure that you will be able to attend. Enrollment is purposely limited to maintain a low student to faculty ratio, allowing for personalized training. Beginning and experienced assistants, as well as physicians, are encouraged to register and attend this workshop.

Instruments and supplies will be provided and shared. Students are welcome to bring their own instruments to use during the workshop, if they prefer.

## LEARNING OBJECTIVES

Upon completion of this course you will be able to:

- Identify basic anatomy of the human hair follicle.
- Evaluate tools and methods used for graft preparation and placement.
- Perform graft preparation and placement with a higher degree of comfort, efficiency and skill.
- Identify challenges to graft preparation/placement and implement methods/skills to overcome these challenges.
- Select tools and materials to further develop and enhance the skills learned during this course.

## OUTLINE

9:30AM-9:42AM	12	Welcome Remarks and Overviews by Station Leaders (3' each)
9:42AM-10:18AM	36	Station Rotation 1
10:18AM-10:54AM	36	Station Rotation 2
10:45AM - 11:15AM		Coffee Break
10:54AM-11:30AM	36	Station Rotation 3
11:30AM-12:06PM	36	Station Rotation 4
12:06PM-12:30PM	24	Q&A & Wrap-Up

**PRECAUTION NOTE:** This workshop will utilize human cadaver tissue and sharps, along with silicone scalp models. Although all cadaver tissue is pre-screened for contaminants and communicable diseases, Universal Precautions must be observed for the entirety of this workshop. See Attendee Agreement on the registration form. Scrubs are not required. Necessary disposable coverings will be provided included standard disposable latex gloves. If you have an allergy to latex or glove powder, then bring several sets of your own gloves.

## WORKSHOPS & LUNCH SYMPOSIA

**Workshops & Lunch Symposia Chair:** James A. Harris, MD

We have worked hard to put together an excellent selection of workshops and lunch symposia topics and faculty. Attendees will have the opportunity for in-depth discussions and exploration of these topics. Workshops are open to physicians and interested surgical assistants and office staff, however, these workshops are taught at the physician level.

Registration is required and will be confirmed on a first-come, first-served basis. As a member-benefit, only ISHRS members and member

applicants may advance register for these workshops. Registration is open to non-members beginning September 17, 2013. The listed faculty are preliminary as of the date of the release of this program. Directors and faculty are subject to change without prior notification to registrants and will not be considered a reason for requested refund.



James A. Harris, MD

### FRIDAY MORNING WORKSHOPS

All Friday morning Workshops run 7:00AM-8:30AM.  
Includes continental breakfast. FEE: \$95 per workshop

#### Workshop 201: Non Androgenetic Alopecias by Medical and Surgical Super Specialists - When You Should and When You Should Not Indicate Surgery for the Patients Who Do Want Hair Transplantation"

CO-DIRECTORS: Vera H. Price, MD  
Marcelo Pitchon, MD

FACULTY: Jennifer Fu, MD  
Paradi Mirmirani, MD  
Paul Rose, MD, JD  
Ingrid Roseborough, MD

DATE: Friday | October 25, 2013

TIME: 7:00AM-8:30AM

LEVEL: All Levels

FEE: \$95

Medical and surgical super specialists will address the question of when to perform surgery when a patient requests hair transplantation but the diagnosis is not androgenetic alopecia. Dermatologic hair experts will discuss cicatricial alopecia (including LPP, FFA, CCCA, folliculitis decalvans), traction alopecia, temporal triangular alopecia, and alopecia areata. The focus will be diagnosis for the hair surgeon and the indication for surgery – when should you, and when should you not, consider surgery. A surgical expert will present strategies and results after transplantation from his own experience and that of other surgeons. We will also discuss how to handle patients who insist on having surgery in spite of the risks involved.



Vera H. Price, MD



Marcelo Pitchon, MD

#### LEARNING OBJECTIVES

Upon completion of this course you will be able to:

- Recognize the clinical hallmark of the primary cicatricial alopecias.
- Differentiate traction alopecia and temporal triangular alopecia from alopecia areata.
- Understand when it is appropriate to transplant or not – when the diagnosis is not androgenetic alopecia.
- Anticipate the probability of surgical success based on the case reports of experienced surgeons.

#### Workshop 202: Corrective Surgery and Strategies

DIRECTOR: Jerzy R. Kolasinski, MD, PhD

FACULTY: Alfonso Barrera, MD  
Bessam K. Farjo, MBChB  
James E. Vogel, MD

DATE: Friday | October 25, 2013

TIME: 7:00AM-8:30AM

LEVEL: Intermediate & Advanced

FEE: \$95

This workshop will provide real-world examples of cosmetic problems following HRS, present representative examples of typical complications related to HRS, and provide strategies and surgical techniques to prevent and correct complications. It will describe the most frequent types of scalp and facial hair-bearing skin defects following plastic surgery and how to avoid and correct them. Various treatment options of corrective cases will be reviewed.

#### LEARNING OBJECTIVES

Upon completion of this course you will be able to:

- Recognize the most frequent type of cosmetic problems following hair transplantation and explain how to prevent or how correct them.
- Describe the most frequent type of scalp and facial hair-bearing skin defects following plastic surgery and how to prevent or correct them.
- Summarize the non-surgical methods for the prevention and treatment in corrective hair restoration surgery.



Jerzy R. Kolasinski, MD, PhD



## Workshop 203: Hairline Design &amp; Recipient Area Planning

DIRECTOR: Antonio S. Ruston, MD

FACULTY: Russell G. Knudsen, MBBS  
Paul V. Shapiro, MD  
Robin Unger, MD

DATE: Friday | October 25, 2013

TIME: 7:00AM-8:30AM

LEVELS: Beginner &amp; Intermediate

FEE: \$95

Because of the location, the hairline is one of the most important esthetic elements in the hair transplantation and it is the surgeon's signature. The creation of the hairline is not only how to design the proper shape and location for each patient but also how to deal with the first 1.5 to 2.0 cm of the front. By way of lectures, videos and animations experienced hair restoration surgeons will show techniques to create a natural hairline, explain what differentiates a natural hairline versus an acceptable one and how to repair the bad and merely acceptable ones. The faculty will also discuss how to create a natural hairline with fewer grafts and how to design a natural female hairline.

## LEARNING OBJECTIVES

Upon completion of this workshop you will be able to:

- Describe the methodology used to design and execute a natural hairline.
- Recognize and evaluate special situations, such as choosing a higher hairline, female cases, and special issues with FUE.
- Discuss methods of repairing the hairline, including further refinement of previous transplanted hairlines, and correction of plugs, incorrect designs and angles.



Antonio S. Ruston, MD

## Workshop 204: Body Hair FUE

DIRECTOR: Alex Ginzburg, MD

FACULTY: John P. Cole, MD  
Bishan G. Mahadevia, MCh  
Arvind Poswal, MBBS  
Akaki Tsilosani, MD, PhD

DATE: Friday | October 25, 2013

TIME: 7:00AM-8:30AM

LEVEL: All Levels

FEE: \$95

The Body Hair FUE course will provide the attendee the basic knowledge to add this procedure to their practice. In a lecture format, the faculty will discuss the evaluation of a patient for body hair FUE candidacy and illustrate the basic techniques for the administration of anesthesia and the performance of FUE for different body donor areas. As body hair survival and growth characteristics are different from scalp hair, the faculty will present information on how to manage patient expectations. **\*It is recommended that the attendee has performed scalp FUE and is competent in this procedure.\***

## LEARNING OBJECTIVES

Upon completion of this course you will be able to:

- Describe the indications for the use of body hair as a donor option.
- Assess the body hair qualities in order to determine patient candidacy.
- Understand the differences in anesthetic administration and FUE technique from one body donor area to another.
- List the differences regarding post operative survival rates, growth cycles and density of body hair as compared to scalp donor hair for purposes of managing patient expectations.



Alex Ginzburg, MD

## Workshop 205: Ethnic Considerations in Hair Restoration

DIRECTOR: Kapil Dua, MD

FACULTY: Sungjoo Tommy Hwang, MD, PhD,  
Melike Kulahci, MD,  
Patrick Mwamba, MD,  
Damkerng Pathomvanich, MD,  
William D. Yates, MD

DATE: Friday | October 25, 2013

TIME: 7:00AM-8:30AM

LEVEL: All Levels

FEE: \$95

Web 2.0 seems giving way to Web 3.0 and the world is whispering of movement without borders so hair transplantation has to apply to many ethnicities. The practitioner in any country must be prepared to perform surgery on patients from Japan, Iran or Africa. This workshop presents an opportunity to learn about the different anatomical, physiological and surgical differences between the Asian, African, Caucasian or Middle East patients. After attending this workshop, you will be able to treat patients from any part of the world.

## LEARNING OBJECTIVES

Upon completion of this course you will be able to:

- Describe the different hair characteristics of various ethnic groups, including curl, color, caliber, length, and hair density.
- Identify the effect of different types of hair on graft harvesting and implantation.
- Recognize the impact of skull shapes and the differences in natural hairlines in several ethnic groups.
- Discuss the effect of skin type on donor area scarring.
- Utilize tips and tricks hair transplant in various ethnic groups.



Kapil Dua, MD

## FRIDAY LUNCH SYMPOSIA

Friday Lunch Symposia run 12:00PM-2:00PM.  
Education is 1.5 hours from 12:30PM-2:00PM.

**FEE:** No extra fee required, but you must sign-up for the symposium of your choice during the registration process so we can properly plan for food and room size.

**Handouts** for lunch symposia are available as electronic PDFs only. They were e-mailed to all registrants prior to the meeting. The handout PDFs are also on the desktops of the Internet Café computers.

### Lunch Symposium 211: Hair Transplant Complications and Their Avoidance

**DIRECTOR:** Michael L. Beehner, MD

**FACULTY:** E. Antonio Mangubat, MD  
Paul J. McAndrews, MD  
Bernard P. Nusbaum, MD

**DATE:** Friday | October 25, 2013

**TIME:** 12:00PM-2:00PM

**LEVEL:** Beginner & Intermediate

**FEE:** \$0 (included with main registration fee)

The "Complications in Hair Transplant Surgery and How to Avoid Them" lunch symposium will allow the attendee to gain insights into the complications seen in this specialty. They will include common complications as well as those that are rare events but which are easily preventable. The distinguished panel will present cases and a discussion will ensue which will address the issues regarding complication avoidance as well how to handle the complication. There will be an opportunity to interact with the panel with a question and answer session.

#### LEARNING OBJECTIVES

Upon completion of this course you will be able to:

- Identify those patients who are at greater risk than usual for complications and explain how to mitigate those risks.
- Explain the details that every hair transplant patient should know regarding possible complications, minor and major, that could occur, and how they should be described on the surgical consent form.
- Recognize the proper approach to a patient with a wide donor scar and other donor area complications.
- Discuss the necessary steps to avoid scalp necrosis.
- Describe the approach to take when counseling and evaluating a patient who has "poor growth" following a procedure.



Michael L. Beehner, MD

### Lunch Symposium 212: Question the Expert

**DIRECTOR:** Sharon A. Keene, MD

**FACULTY:** Robert M. Bernstein, MD  
Melike Kulahci, MD  
Jennifer H. Martinick, MBBS  
Damkerng Pathomvanich, MD  
Paul T. Rose, MD, JD

**DATE:** Friday | October 25, 2013

**TIME:** 12:00PM-2:00PM

**LEVEL:** Beginner & Intermediate

**FEE:** \$0 (included with main registration fee)

Open microphone session to discuss various topics of interest including, for example, medical and surgical approaches to difficult patients with extensive hair loss, females with mild to moderate thinning, young patients, complications, scarring, and other topics. The panel will field questions on any subject the audience would like.

#### LEARNING OBJECTIVES

Upon completion of this course you will be able to:

- Discuss various topics of interest in hair restoration surgery.
- Take home learning points will depend primarily on subjects introduced by the audience, but is expected to include elements of decision making for selecting a particular donor harvesting technique, and methods of achieving cosmetic density in patients with extensive hair loss.



Sharon A. Keene, MD



### Lunch Symposium 213: New Interventions That Can Improve Outcomes of Hair Transplant Surgery

**DIRECTOR:** Francisco Jimenez, MD

**FACULTY:** John P. Cole, MD  
Jerry E. Cooley, MD  
William D. Ehringer, PhD  
Joseph F. Greco, PhD  
Mario Marzola, MBBS  
Aby Mathew, PhD,  
Robert P. Niedbalski, DO  
David Perez-Meza, MD  
Robert J. Reese, DO  
Fabio M. Rinaldi, MD  
Ryan J. Welter, MD, PhD

**DATE:** Friday | October 25, 2013

**TIME:** 12:00PM-2:00PM

**LEVEL:** All Levels

**FEE:** \$0 (included with main registration fee)

This symposium will cover several interventions that can affect hair growth survival in HRS including holding solutions, platelet rich plasma (PRP), and porcine UBM or Urinary Bladder Matrix (i.e. ACell MatriStem). We will present an updated review of the characteristics of commercially available holding solutions and a number of clinical studies analyzing hair growth yield using different solutions. New developments in holding solutions will also be presented.

This symposium will also provide attendees with a brief introduction on how to start PRP in a hair clinical and surgical practice. PRP contains growth factors that may stimulate hair follicle growth. It is becoming a very popular therapy although well controlled scientific studies are still pending. A panel of experts in PRP will show their "recipes" on how PRP should be prepared as well as the main indications and expected clinical results. UBM is an extracellular matrix, FDA-approved wound healing agent being studied for use in clinical practice. We will review practical uses of UBM in hair restoration surgery. Finally, we will introduce attendees to the current status of ongoing clinical studies using adipose-derived mesenchymal stem cells for hair loss therapy.

#### LEARNING OBJECTIVES

Upon completion of this course you will be able to:

- Describe the influence of holding solutions in hair graft survival. Evaluate the characteristics of the different holding solutions currently used in HRS. Discuss new substances under investigation that may increase graft survival or accelerate hair graft growth.
- Discuss the published scientific evidence for the use of PRP in hair loss disorders. Describe how to prepare PRP, how to inject it, and its usefulness in HRS.
- Describe the indications and method of application of porcine-derived extracellular matrix product in HRS.
- Formulate ideas for a future possible role of adipose-derived stem cells in hair loss therapy and HRS.



Francisco Jimenez, MD

### Lunch Symposium 214: Hair Transplant Marketing Strategies

**DIRECTOR:** Bessam K. Farjo, MBChB

**FACULTY:** Matt Batt  
Alan J. Bauman, MD  
Jean Devroye, MD  
Owen LaBeck  
Bertram M. Ng, MBBS  
Antonio S. Ruston, MD  
James E. Vogel, MD

**DATE:** Friday/October 25, 2013

**TIME:** 12:00PM-2:00PM

**LEVEL:** All Levels

**FEE:** \$0 (included with main registration fee)

This lunch symposium dealing with practice marketing offers worldwide hair restoration surgeons of all levels tips, pearls and internet, public relations and social media techniques that can encourage more awareness, enhanced management and higher reputation to one's practice.

#### LEARNING OBJECTIVES

Upon completion of this course you will be able to:

- Apply marketing tips to enhance your practice's value and reputation.
- Describe how public relations can best be utilized.
- Increase your understanding of social media and how to make it work for you.
- Improve your media skills with easy-to-apply pearls from experienced colleagues.
- Describe Google's latest rules and offerings to advertise your services and optimize your search engine listing.
- List tips on managing your patient leads and presenting your literature and case studies to impress them.
- Understand the workings and politics of internet discussion forums and their role in your practice's reputation.
- Gain marketing viewpoints from different parts of the world.



Bessam K. Farjo, MBChB



# Thank You Faculty

*We truly appreciate your dedication and expertise in the planning, preparation, and presentation of materials.*

Gholami Abbasi, MD  
Sheida Abbasi  
Ji-sup Ahn, MD, PhD  
Prapote Asaworarit, MD  
Marc R. Avram, MD  
Diana K. Carmona Baez  
Jonathan L. Ballon, MD  
Jisung Bang, MD  
Alfonso Barrera, MD  
Marco N. Barusco, MD  
Matt Batt  
Alan J. Bauman, MD  
Michael L. Beehner, MD  
Martin M. Behnke, MD  
Robert M. Bernstein, MD  
Tracy R. Betzig  
Tejinder Bhatti, MCh  
Christian N. Bisanga, MD  
Mark A. Bishara, MD  
Scott A. Boden, MD  
Laura E. Burdine  
Brandi Burgess  
Timothy P. Carman, MD  
Benjamin Chang, MD  
Glenn M. Charles, DO  
Kavish Chouhan, MBBS  
Alejandro Chueco, MD  
Cheng Ming Chuong, MD, PhD  
Bernard Cohen, MD  
John P. Cole, MD  
Jerry E. Cooley, MD  
Paul C. Cotterill, MD  
Márcio Crisóstomo, MD  
Marc S. Dauer, MD  
Jean Devroye, MD  
Jeffrey C. Donovan, MD, PhD  
Aman Dua, MD, MBBS  
Kapil Dua, MD  
Katsumi Ebisawa, MD, PhD  
William D. Ehringer, PhD  
Vance W. Elliott, MD  
Shady H. El-Maghraby, MBChB  
Edwin S. Epstein, MD  
Koray Erdogan, MD  
Bessam K. Farjo, MBChB  
Nilofer P. Farjo, MBChB

Bijan Feriduni, MD  
John E. Frank, MD  
Shelly A. Friedman, DO  
Jennifer Fu, MD  
Vincenzo Gambino, MD  
Anil K. Garg, MBBS  
Shahin Gholami, MD  
Alex Ginzburg, MD  
Laureen Gorham, RN  
Brooke M. Graham  
Joseph F. Greco, PhD  
Holly Grodzik  
Christine G. Guimaraes, MD  
Robert S. Haber, MD  
James A. Harris, MD  
Victor Hasson, MD  
Wayne J.G. Hellstrom, MD  
Sungjoo Tommy Hwang, MD, PhD  
Fariba Jaffary, MD, PhD  
Colin Jahoda, MD, PhD  
Francisco Jimenez, MD  
Alessandra Juliano, MD  
Jae Heon Jung, MD  
Sheldon S. Kabaker, MD  
Hyo Kang, MD  
Emre A. Karadeniz, MD  
Emina Karamanovski  
Keiichiro Kasai, MD  
Sharon A. Keene, MD  
Manoj Khanna, MD  
Dae-young Kim, MD  
Jino Kim, MD  
Ju Yong Kim, MD  
Moonkyu Kim, MD, PhD  
Russell G. Knudsen, MBBS  
Jerzy R. Kolasinski, MD, PhD  
Malgorzata Kolenda, MD  
Sara J. Kotai, MBBS  
Melike Kulahci, MD  
Owen LaBeck  
Samuel M. Lam, MD  
Tina M. Lardner  
Seung Yong Lee, MD  
Robert T. Leonard, Jr., DO  
Bobby L. Limmer, MD  
Yi-Jung I. Lin, MD

Jose Lorenzo, MD  
Bishan G. Mahadevia, MCh  
E. Antonio Mangubat, MD  
Jennifer H. Martinick, MBBS  
Helen L. Marzola, RGN  
Mario Marzola, MBBS  
Aby Mathew, PhD  
Paul J. McAndrews, MD  
Ricardo Mejia, MD  
Wilson Mendoza  
Paradi Mirmirani, MD  
Parsa Mohebi, MD  
Humayun Mohmand, MD  
Kathryn M. Morgan  
Patrick Mwamba, MD  
Gail K. Naughton, PhD  
Bertram M. Ng, MBBS  
Robert P. Niedbalski, DO  
Bernard P. Nusbaum, MD  
Kun Oc, MD  
Jae Pak, MD  
Ratchathorn Panchaprateep, MD  
Jae Hyun Park, MD  
Soo-Ho Park, MD, ABHRS  
MaryAnn W. Parsley, RN  
Damkerng Pathomvanich, MD  
David Perez-Meza, MD  
Marcelo Pitchon, MD  
Arvind Poswal, MD  
Vera Price, MD  
Carlos J. Puig, DO  
Ramin Rabbani, MD  
Henrique N. Radwanski, MD  
Rajendrasingh J. Rajput, MCh  
William R. Rassman, MD  
Robert J. Reese, DO  
Felipe D. Reynoso  
Fabio M. Rinaldi, MD  
Sara Roberts, RN  
Nicole E. Rogers, MD  
Paul T. Rose, MD, JD  
Ingrid Roseborough, MD  
Daniel E. Russo, MD  
Ailene Russell, NCMA  
Antonio S. Ruston, MD  
Hyo Sub Ryu, MD, PhD

Sandro N. Salanitri, MD  
Sara L. Salas, MD  
Patricia Sanchez  
Kyle Koo-II Seo, PhD  
Janna Shafer  
Lawrence Shapiro, DO  
Paul V. Shapiro, MD  
Alexander E. Shestopalov, MD  
Tseng-Kuo Shiao, MD  
Suneet Soni, MBBS  
Mauro Speranzini, MD  
Roy Stoller, DO  
Dow B. Stough, MD  
Heather Stretch  
Edwin Suddleson, MD  
Rattapon Thuangtong, MD  
Asad Toor, MD  
Luis R. Trivellini, MD  
Robert H. True, MD, MPH  
Akaki Tsilosani, MD, PhD  
Arthur Tykocinski, MD  
Aileen R. Ullrich, CMA  
Robin Unger, MD  
Anastasios Vekris, MD  
Carlos C. Velasco, MD  
Ximena Vila, MD  
James E. Vogel, MD  
Conradin von Albertini, MD  
Viroj Vong, MD  
Michael W. Vories, MD  
Mark A. Waldman, MD  
Ken Washenik, MD, PhD  
Sara M. Wasserbauer, MD  
Ryan J. Welter, MD, PhD  
Carlos K. Wesley, MD  
Ken L. Williams, DO  
Bradley R. Wolf, MD  
Jerry Wong, MD  
Wen- Yi Wu, MD  
Kuniyoshi Yagyu, MD  
William D. Yates, MD  
Jack M. Yu, MD  
Shadi Zari, MD  
Jufang Zhang, MD  
Craig L. Ziering, DO  
Georgios Zontos, MD, PhD, MSc, BSc

## Tissue Prep & Local Liaisons

### THE ISHRS WOULD LIKE TO THANK AND ACKNOWLEDGE

the many volunteers – surgical assistants, office staff, and physicians – who are dedicated their time and expertise to help with the scalp tissue & model preparations and set-up/clean-up of the courses and workshops. Thank you to those who came to the meeting early to help with all of the work.

*We appreciate you!*

### A SPECIAL THANK YOU

goes to Sara Wasserbauer, MD, and her staff for assisting us with the cadaver tissue, and Sheldon Kabaker, MD, for assisting us with securing local patients for various sessions.

*We couldn't have done it without you!*



## EXHIBITORS

You are invited to visit the technical exhibit show at the 21th Annual Scientific Meeting, located in the Pacific Concourse, located on the Concourse Level of the Hyatt Regency San Francisco. This location is directly below the general session, which takes place in the Grand Ballroom. Companies of interest to hair restoration surgeons will be displaying their products and services. Representatives will be available to answer questions. All coffee breaks will be served in the exhibit area.

The following is a list of exhibiting companies, listed in alphabetical order by company name.

PACIFIC CONCOURSE, HYATT REGENCY SAN FRANCISCO

### EXHIBIT HOURS

Thursday   October 24, 2013	7:45AM-7:30PM
Friday   October 25, 2013	8:15AM-5:30PM
Saturday   October 26, 2013	7:30AM-2:00PM

### A to Z Surgical

25 Plant Ave.  
Hauppauge, NY 11788 USA  
Phone: 1-631-273-0005 or  
toll-free (U.S. & Canada) 1-800-843-6266  
Fax: 1-631-273-6199  
kenny@georgetiemann.com  
www.atozsurgical.com  
Kenny Moriarty, Vice President

#### Booth #: 11

We will display our full line of instruments and products for hair restoration surgery including for FUE the Mini Alpha Graft device, along with Boyd surgical chairs plus our Wireless Follicular scope and new Surgical Loupes.

### ACell Inc.

6640 Eli Whitney Drive, Suite 200  
Columbia, MD 21046 USA  
Phone: toll-free (U.S. and Canada)  
1-800-826-2926  
Fax: 1-410-715-4511  
customerservice@acell.com  
www.acell.com

#### Booth #: 3

MatriStem® Products are medical devices that maintain and support a healing environment through constructive remodeling. Comprised of naturally-occurring urinary bladder matrix (UBM), contains an intact epithelial basement membrane and multiple collagens, is non-crosslinked, acellular, and completely resorbable.



### American Board of Hair Restoration Surgery

8840 Calumet Avenue, Suite 205  
Munster, IN 46321 USA  
Phone: 1-219-836-5858  
Fax: 1-219-836-5525  
abhrr@sbcglobal.net  
www.abhrr.com  
Peter B. Canalia, Executive Director

#### Booth #: 7

The mission statement, goals and objectives of the ABHRS are to act for the benefit of the public to establish specialty standards and to examine surgeons' skills, knowledge and aesthetic judgment in the field of hair restoration.

### Anthony Products/Gio Pelle

7740 Records Street  
Indianapolis, IN 46226 USA  
Phone: 1-317-545-6196 or  
toll-free (U.S. and Canada) 1-800-428-1610  
Fax: 1-317-543-3289  
customerservice@anthonyproducts.com  
www.anthonyproducts.com  
Charles R. Petrucciani

#### Booth #: 34

Anthony Products specializes in ENT, Plastic Surgery and Dermatology instruments and equipment. Gio Pelle specializes in customized skincare, microdermabrasion and personalized gel packs. Private label opportunities are available.

### Apira Science

2601 Main Street, Suite 530  
Irvine, CA 92651 USA  
Phone: 1-949-854-9900 or  
toll-free (U.S. and Canada) 1-866-982-7472  
Fax: 1-949-854-9922  
nbbox@apirascience.com  
www.igrowlaser.com  
Nick Brox

#### Booth #: 2

iGrow light therapy hair rejuvenation system.

### Beauty Medical S.r.l.

Via Pompeo Mariani 4  
Milan, ITALY  
Phone: 02-45548548  
Fax: 02-45548548  
info@beautymedical.it  
www.beautymedical.it  
Giorgio Ottolini, CEO

#### Booth #: 54

Tricopigmentation is a method which allows to reconstruct the hairs by injecting pigments into the skin.

### BigC: Dino-Lite Scopes

20655 S. Western Ave. #116  
Torrance, CA 90501 USA  
Phone: 1-310-618-9990  
Fax: 1-877-978-2787  
www.bigc.com

#### Booth #: 38

Dino-Lite portable digital microscopes and eyepiece cameras provide high-quality microscopy imaging and video interfacing to PC and MAC. Most models provide 10x-200x along with a multitude of software features that make it easy to capture and manipulate images, record videos, save and email discoveries.

### BioLife Solutions, Inc.

3303 Monte Villa Parkway, Suite 310  
Bothell, WA 98021 USA  
Phone: 1-425-402-1400 or  
toll-free (U.S. & Canada) 1-866-4BIOLIFE  
(1-866-424-6543)  
Fax: 1-425-402-1433  
msnyder@biolifesolutions.com  
www.biolifesolutions.com

Matt Snyder, Sr., Director Sales Operations

#### Booth #: 29

Optimized holding solution: HypoThermosol® is an optimized GMP grade cell/tissue biopreservation media solution that has been adopted by leading hair transplant physicians to provide strip-derived and FUE grafts improved preservation while outside the body.



**Biologix Hair Inc.**

82 Avenue Road  
Toronto, ON M5R 2H2 CANADA  
Phone: 1-647-344-5900 or 1-855-737-0333  
Fax: 1-647-344-5940

DL@biologixhair.com  
www.biologixhair.com

Donna Lieder, VP Clinician Licensing

**Booth #: 42**

*Introducing Biologix Hair Therapy System™, the effective, affordable process to jumpstart dormant hair follicles, leading to restoration of a healthy head of hair and/or prevention of hair loss. Learn more about Clinician Licensing opportunities today.*

**Bodelin ProScope**

6077A SW Lakeview Blvd.  
Lake Oswego, OR 97035  
Phone: 1-503-560-5464 or  
toll-free (U.S. & Canada) 1-800-441-6877 ext. 231  
peter\_white@bodelin.com  
www.proscopehr.com

Peter White, Director of Sales and Marketing

**Booth #: 51**

*The ProScope Micro Mobile is the 5th generation of the first handheld digital microscope introduced by US manufacturer Bodelin Technologies. The new model attaches to the iPhone and iPad and produces 20X to 80X magnification.*

**Capillus, LLC**

9818 SW III Terrace  
Miami, FL 33176 USA  
Phone: 1-786-888-6249  
or toll-free (U.S. & Canada) 1-888-272-9599  
cpina@capillus.com  
www.capillus.com  
Carlos Pina, CEO

**Booth #: 41**

*Capillus markets the Capillus272 mobile laser for thinning hair with 272 laser diodes. The device is worn under a cap and is managed by physician or medical center. Capillus connects hair loss patients to physicians for surgical & non-surgical treatment.*

**Cesare Ragazzi Laboratories**

Via Benini, 11  
Zola Predosa, Bologna, 40069 ITALY  
Phone: +39 051-755407  
stefanoospitali@cesareragazzi.com  
www.cesareragazzi.com  
Stefano Ospitali, CEO

**Booth #: 44**

*CNC: hair replacement system – CRLAB tricological products.*

**Cole Instruments**

1070 Powers Place  
Alpharetta, GA 30009 USA  
Phone: 1-678-566-1011  
or toll-free (U.S. & Canada) 1-800-368-4247  
Fax: 1-678-566-1957

sales@coleinstruments.com

www.coleinstruments.com

Cherylen Herlovich, Global Sales Director

**Booth #: 24**

*Practically everything needed to perform FUE surgery: punches, ATOE, Laser Hair Line Design, Forceps, Graft Processing Board, Manual Punch Holder, Donor Template, Graft Chilling Device, Self Filling Device & Powered Cole Isolation Device.*

**Cutting Edge Surgical**

53 Trickle Ridge Place  
Kimberley, BC V1A 2H8 CANADA  
Phone: 1-250-427-5424

roy@ratson.ca

www.cuttingedgesurgical.com

Roy Ratson

**Booth #: 16**

*Recipient site blade cutters, digital micrometers, back removers, blade handles, tissue spreaders, organizer trays.*

**Dexta Corporation**

962 Kaiser Road  
Napa, CA 94558 USA  
Phone: 1-707-255-2454 or  
toll-free (U.S. & Canada) 1-800-733-3982  
Fax: 1-707-255-8520

sales@dexta.com

www.dexta.com

Steven Bourne, Sales

**Booth #: 40**

*Surgery chairs, stools, and lights for the hair transplant specialist.*

**DHI Medical Group**

30 Vouliagmenis Avenue  
11743 Athens, GREECE  
Phone: +30 210 9246641  
cgiannatou@dhiglobal.com  
www.dhiglobal.com  
Konstantine Giotis, Founder

**Booth #: 43**

*DHI is applying the latest, most advanced innovations in hair replacement technology. With the DHI technique we extract each hair follicle one by one from the donor area and then we implant them directly, with no holes or slits prior to implantation.*

**Ellis Instruments, Inc.**

21 Cook Avenue  
Madison, NJ 07940 USA  
Phone: 1-973-593-9222 or  
toll-free (U.S. & Canada) 1-800-218-9082  
Fax: 1-973-593-9277

cellis@nac.net

www.ellisinstruments.com

Chuck Ellis, President

**Booth #: 20**

*State of the Art Instrumentation for Hair Restoration Surgery for over 35 years.*

**Ertip Medical**

Halide Edip Adıvar Mah. Akar Cad.  
Akar Apt. No:38 Kat:3 D:8  
Sisli-Bomonti, Istanbul, 34382 TURKEY  
Phone: +90 212 210 32 20  
Fax: +90 212 210 25 65

info@ertipmedical.com

www.ertipmedical.com

Busra Eryigit, Sales Manager

**Booth #: 6**

*Ertip provides FUE Micro Motor Combi 24 which is developed for motorized system instead of manual use to open a canal for hair follicles. Also exhibited is a motorized punch patented by our company used with the FUE Micro Motor. It varies in 6 different sizes which are 0,6 - 0,7 - 0,8 - 0,9 - 1,0 - 1,3.*

**H2Ocean, Inc.**

7938 SW Jack James Drive  
Stuart, FL 34997 USA  
Phone: 1-866-420-2326

John@h2ocean.com

John Rodgers

**Booth #: 52**

*H2Ocean is the manufacturer of all natural remedies containing sea salt. The company specializes in developing a wide array of products directed in safely and effectively helping people heal without using harmful chemicals.*

**Haircheck**

12188 SW 128th St.  
Miami, FL 33186-5231 USA  
Phone: 1-305-253-9200  
toll-free (US & Canada) 1-800-233-7453  
Fax: 1-305-253-6696  
haircheck@diviusa.com  
www.haircheck.com  
Mike Vidal

**Booth #: 31**

*Revolutionary new device that measures hair loss, hair breakage and response to products and treatments. This new patented technology gives a precise scientific measurement of "how much hair" is present in an area of scalp. Haircheck will generate an actual hair "score" on your first consultation.*

**Hair Science/MasterPharm**

115-06 Liberty Avenue  
Richmond Hills, NY 11419 USA  
Phone: 1-866-630-5600  
Fax: 1-866-630-5700  
tmasta@masterpharm.com  
www.masterpharm.com  
Tom Mastanduono, President

**Booth #: 30**

*MasterPharm compounding pharmacy in conjunction with Hair Science is dedicated to discovering new ways to improve both hair and scalp health. The latest product design, Formula 82M, is available through MasterPharm compounding pharmacy located in New York. www.MasterPharm.com.*

**Hong Kong Feat in Technology Company**

Rm. 1511, 15/F, Witty Commercial Building  
1A Tung Choi Street  
Hong Kong, 00852 CHINA  
Phone: 852-27706118  
Fax: 852-27701938  
sonatawwc@yahoo.com.hk  
www.852feat.com

David Lam, Manager

**Booth #: 32**

*Hair transfer implanter, surgical instruments.*

**HSC Development**

5445 DTC Parkway, Suite 1015  
Greenwood Village, CO 80111 USA  
Phone: 1-720-536-4897 or  
toll-free (U.S. & Canada) 1-877-265-9667  
Fax: 1-303-694-9373  
info@hscdev.com  
www.hscdev.com  
Veronica Melero, Product Manager

**Booth #: 48**

*Hand held motorized FUE SAFE System.*

**LaserCap®**

1414 Riverside  
Lakewood, OH 44107 USA  
Phone: 1-216-672-0529 or  
toll-free (U.S. & Canada) 1-877-711-GROW (4769)  
Fax: 1-860-201-1846  
jtoke@laser-cap.us  
www.laser-cap.us  
Julia Toke

**Booth #: 15**

*LaserCap® is a portable home device that uses low level laser light treatment (LLLT) to treat female and male hair loss, thinning, shedding and receding hair lines. It has 224 low level laser lights built inside a flexible dome shaped membrane which provides LLLT exposure to the entire scalp.*

**LeadM Folliscope Corp.**

5F Howon Bldg., 893-2, Bangbae Dong  
Seocho-Gu  
Seoul, 137-841 SOUTH KOREA  
Phone: +82-2-588-8285  
Fax: +82-2-6008-6112  
info@leadm.co.kr  
www.hairscience.co.kr  
Terry Lee, Manager

**Booth #: 39**

*Choi implanter, FUE device, Follipen, Folliscope for hair density measurement and hair counter for iPad and PC.*

**MD by Dr. Susan Lin**

448 N. San Mateo Drive  
San Mateo, CA 94401 USA  
Phone: 1-650-340-8688 or  
toll-free (U.S. and Canada) 1-888-882-5788  
Fax: 1-650-343-7546  
pcortes@mdlashfactor.com  
www.mdlashfactor.com  
Patty Cortes, Operations Manager

**Booth #: 45**

*MD® Hair, our exclusive line targeted for female hair loss, is specially formulated by Dr. Susan F. Lin, a practicing physician in women's health, anti-aging and aesthetic medicine for over 21 years.*

**Mediquip Surgical**

One Daniel Burnham Court  
Suite 125C  
San Francisco, CA 94109 USA  
Phone: 1-415-673-0906 or  
toll-free (U.S. and Canada) 1-800-951-9989  
Fax: 1-415-292-9986  
www.mediquipsurgical.com

**Booth #: 4**

*State of the art products for hair restoration.*

**Micro-Vid**

P.O. Box 1517  
Huntington Beach, CA 92647 USA  
Phone: 1-714-893-5997 or  
toll-free (U.S. and Canada) 1-800-862-0447  
Fax: 1-714-893-3613  
emascio@micro-vid.com  
www.micro-vid.com  
Ed Mascio

**Booth #: 49**

*Micro-Vid offering state of the art Fico slivering and dissection microscopes, with optimal LED illumination. In addition, find digital hand held microscopes for consulting and donor site estimate, along with Mantis and Video Training systems.*

**MTI**

3655 W. Ninigret Drive  
Salt Lake City, UT 84104 USA  
Phone: 1-801-887-5114 or  
toll-free (U.S. and Canada) 1-800-924-4655  
Fax: 1-801-952-0548  
Sales@mti.net, www.mti.net  
Jeff Baker, Sales

**Booth #: 18**

*MTI will display a four power procedure table with a tapered back, especially designed for upper torso access. Specialty headrests and arms which reverse for prone positioning, along with surgery lighting and surgery stools will also be on display.*

**PhotoMedex**

147 Keystone Drive  
Montgomeryville, PA 18936 USA  
Phone: 1-215-619-3600 or  
toll-free (U.S. and Canada) 1-800-366-4758  
Fax: 1-215-619-3208  
info@photomedex.com  
www.photomedex.com

**Booth #: 17**

*PhotoMedex offers innovative products including the XTRAC® Excimer Laser for psoriasis and vitiligo, Neova® skincare with patented Copper Peptide technology and DNA Repair Enzymes, and Omnilux™ LED technology. Radiance, a PhotoMedex company, offers patented LHE® systems and no!no! at home devices.*



### Q-Optics

P.O. Box 382120  
Duncanville, TX 75138 USA  
Phone: 1-972-298-2669 or  
toll-free (U.S. & Canada) 1-800-858-2121  
Fax: 1-972-298-6592  
info@q-optics.com  
www.q-optics.com  
Brent Downs, Director of Sales

#### Booth #: 33

*Q-Optics offers the lightest ergonomic flip style and custom loupes for all surgical specialties. Enjoy the freedom of portability with our Radiant™ ultra-light headlight.*

### Quality Medical Publishing, Inc.

2248 Welsch Industrial Court  
St. Louis, MO 63146 USA  
Phone: 1-314-878-7808  
Fax: 1-314-878-9937  
abarger@qmp.com  
www.qmp.com  
Andrew Berger,  
Vice President of Sales & Marketing

#### Booth #: 1

*Check out our new & best selling titles:  
Hair Transplantation: The Art of Micrografting and  
Minigrafting, 2nd Edition by Alfonso Barrera, MD  
and Carlos Uebel, MD; Facial Topography by  
Drs. Pessa & Rohrich; The Art of Aesthetic Surgery  
by Dr. Foad Nahai.*

### Restoration Robotics, Inc.

128 Baytech Drive  
San Jose, CA 95134 USA  
Phone: 1-408-883-6787  
Fax: 1-408-883-6889  
michelek@restorationrobotics.com  
www.restorationrobotics.com  
Michele Kong, Marketing Manager

#### Booth #: 22

*Restoration Robotics manufactures the ARTAS System, a physician controlled, interactive, computer assisted, image-guided technology that utilizes robotic precision to enhance the quality and productivity of follicular unit harvesting in hair restoration procedures.*

### Revivogen

12121 Wilshire Blvd, Suite 1012  
Los Angeles, CA 90025 USA  
Phone: 1-310-442-9700  
jennifer@revivogen.com  
www.revivogen.com  
Jennifer Karp, Director Sales & Marketing  
**Booth #: 46**

*Revivogen is a dermatologist formulated natural hair loss treatment for men and women. Revivogen blocks DHT and stimulates the hair follicles to go into the growth phase with natural ingredients instead of medications. Proven 88% successful with no systemic side effects.*

### Robbins Instruments

2 North Passaic Avenue  
Chatham, NJ 07928 USA  
Phone: 1-973-635-8972 or  
toll-free (U.S. & Canada) 1-800-206-8649  
Fax: 1-973-635-8732  
george@robbinsinstruments.com  
www.robbinsinstruments.com  
George Mulvaney, President

#### Booth #: 8

*Robbins Instruments is a full service provider of Hair Transplant instrumentation.*

### Springstone Patient Financing

2 Park Central Drive, Suite 100  
Southborough, MA 01772 USA  
Phone: 1-800-630-1663  
Fax: 1-508-281-8505  
www.springstoneplan.com

#### Booth #: 28

*Springstone Patient Financing has No-Interest Plans up to 24 months and Extended Plans with APRs from 3.99%, which can help more clients move forward. Springstone has a satisfaction rating of over 90% with providers.*

### SurgiTel/General Scientific Corporation

77 Enterprise Drive  
Ann Arbor, MI 48103 USA  
Phone: 1-734-996-9200 or  
toll-free (U.S. & Canada) 1-800-959-0153  
info@surgitel.com  
www.surgitel.com  
Penny Elmore, Territory Manager  
**Booth #: 19**

*SurgiTel's mission is to offer customers the best in vision, comfort and ergonomics. Our patented lightweight optics and LEDs, coupled with Oakley frames, means all-day-comfort for the clinician.*

### Toppik Inc.

11777 San Vicente Blvd, #650  
Los Angeles, CA 90049 USA  
Phone: 1-310-207-6300  
Fax: 1-310-207-6302  
dan@toppik.com  
www.toppik.com  
Dan Shorts, Senior VP, Worldwide Sales  
**Booth #: 10**

*Toppik pioneered cosmetic products for instantly fuller hair. Doctors worldwide recommend Toppik Hair Building Fibers for patients with thinning hair or who have had hair transplants. The X5 Hair Laser provides at-home low-level laser light therapy.*

## INTERNET CAFÉ

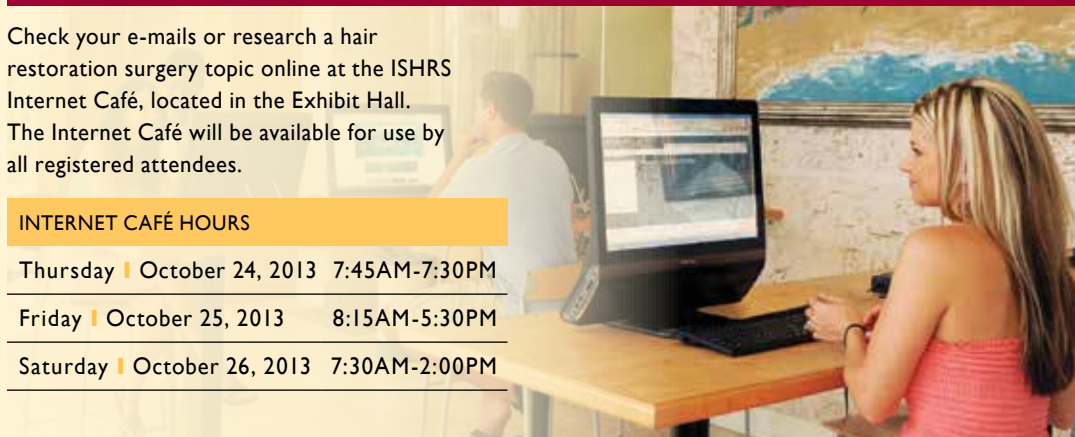
Check your e-mails or research a hair restoration surgery topic online at the ISHRS Internet Café, located in the Exhibit Hall. The Internet Café will be available for use by all registered attendees.

### INTERNET CAFÉ HOURS

Thursday | October 24, 2013 7:45AM-7:30PM

Friday | October 25, 2013 8:15AM-5:30PM

Saturday | October 26, 2013 7:30AM-2:00PM





A UNIQUE AND BREATHTAKING CITY

# San Francisco

This centerpiece city of the Bay Area is home to the famous Golden Gate Bridge and exquisite art galleries. The city takes pride in its unrivaled attractions, famous cable cars, renowned museums, and its unique neighborhoods. It is well-known for its hilly terrain, Victorian architecture, scenic beauty, summer fog, and great ethnic and cultural diversity.



FOR MORE INFORMATION ABOUT SAN FRANCISCO,  
VISIT: <http://www.sanfrancisco.travel/>

This is a city packed with amazing restaurants offering just about every cuisine. The city prides itself on its culinary offerings, serving fresh, locally harvested foods from the ocean and California's three season growing regions, along with delicious wines from the nearby famed Napa and Sonoma Valleys.



These are only a few of the aspects of the city that make San Francisco one of the most visited cities in the world.







## San Francisco

is located on 49 square miles, is built on 43 hills, is the second most densely populated American city after New York, and the metropolitan area is the nation's fifth largest. It is ranked as one of the top walking cities in the U.S., so take some time to set out and explore this wonderful city!

### Attractions to Visit and Things to Do In San Francisco and Nearby

- ☼ Explore **Fisherman's Wharf**.
- ☼ Take a hilly ride on the world famous cable car.
- ☼ Visit **Golden Gate Park** and **The Presidio** (a park featuring a fort and marine, military and historical exhibits).
- ☼ Enjoy **Union Square Shopping**.
- ☼ Feast on **world class cuisine**.
- ☼ Visit the **many museums**, from the **California Academy of Sciences** to the **San Francisco Museum of Modern Art**, to the unique and fascinating **Musée Mécanique** (one of the world's largest privately owned collections of coin-operated mechanical antique arcade machines in their original working condition).
- ☼ Experience the **jazz clubs** in the **Fillmore District**.

- ☼ Discover **Chinatown**.


- ☼ Visit **Alcatraz**, the famous former prison on Alcatraz Island that is known as "The Rock."

*Note: You can book your tour directly at [www.alcatraztickets.com](http://www.alcatraztickets.com) or 1-888-814-2305. Tours to Alcatraz Island are controlled by the National Park Service. Tour tickets are limited so you should book early. Note there is no ISHRS custom or group discount offered for Alcatraz.*

- ☼ Explore the world famous **Napa Valley wine region**, about a 1.5 hour drive from San Francisco (see *ISHRS Optional Tour Information* in this brochure).

- ☼ Visit **Monterrey**, the historic port and **Cannery Row** that is now home to the **Monterrey Bay Aquarium** and a wonderful place to watch **sea otters**. It is about a 2 hour drive from San Francisco.

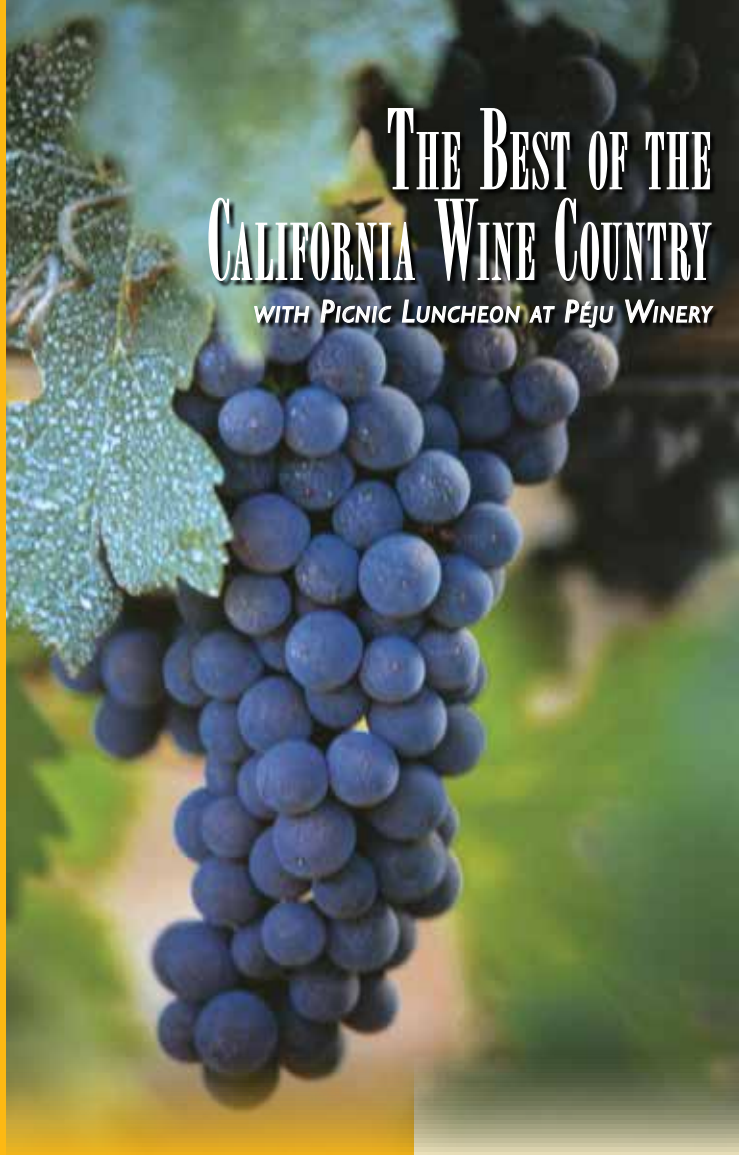
- ☼ Be amazed by the **Redwoods**. These breathtaking giant trees can be found at either **Muir Woods**, about a 40 minute drive from San Francisco (see *ISHRS Optional Tour Information* in this brochure) or in **Redwood National Park**, about a 5.5 hour drive from San Francisco.





# THE BEST OF THE CALIFORNIA WINE COUNTRY

WITH PICNIC LUNCHEON AT PÉJU WINERY



## ISHRS GROUP CHARTERED TOURS

Offered by Mana, Allison & Associates, Inc.

The ISHRS is offering optional custom group tours through Mana, Allison & Associates, Inc. These tours have limited seats.

To check if there is still availability on the tours, you may contact Mana, Allison & Associates, Inc. at:

ishrs@mana-allison.com or  
1-415-474-2266

**DATE:** Tuesday | October 22, 2013

**TIME:** 9:00AM-6:00PM  
(The tour departs from the Market Street entrance of the Hyatt Regency San Francisco. Please arrive 15 minutes before departure time.)

**PRICE:** \$259 per person (This tour is only for adults age 21 and over.)

**ATTIRE:** Casual attire and good walking shoes. Dress warm, bringing several layers as it can get cold when outdoors.

**MEALS:** This tour includes a picnic lunch. Please eat breakfast on your own prior to departure, and dinner will be on your own upon return to the hotel.

*This tour will explore the finest wine-producing region in the U.S.: California's Napa Valley.*

Over the course of the adventure, you will visit three very different wineries. This will afford you the unique opportunity to compare the huge variety of Wine Country wineries. As wine producers gain a better understanding of the ways in which soil conditions and microclimates affect the quality of wine grapes, distinctive regions are defined as U.S. viticultural areas. More and more viticultural regions are receiving recognition as unique areas in their own right. Winemakers, too, are expanding their stylistic input to create a whole new range of tastes.

You will begin your morning by visiting a renowned winery such as Artesa, Benziger, or Clos du Val. Here you will enjoy a private tour of the wine-making facilities, followed by a sensory evaluation of the winery's premium varietals.

Followed by the fascinating tour and tasting, you will be whisked away to the intriguing Péju Winery. The love of farming and a passion for wine brought Tony Péju to the Napa Valley. A series of ideas - starting in his birthplace on the Caspian Sea, then France, England and eventually, Los Angeles

-- created the Péju's Napa Valley winery. In 1982, Tony and his wife Herta purchased 30 acres of land in the Napa Valley with the magic ingredient - location.

Many visit this winery as much for its architecture as for the wonderful wines. Envisioned by Tony Péju even before he purchased the property, the 50 foot tower, resembling a French Provincial tower, surrounded by a reflective pool and fountains, is one of the tallest and most unique buildings in the Napa Valley. Some of the notable features are exterior materials of stucco and stone, and the hand-carved front door depicting a scene from Greek mythology. The interior features posts and beams salvaged from old farms in the Midwest, woodwork made of Brazilian cherry, floor tiles imported from Turkey, a 10' x 20' stained glass window created in 1906, and stair rails to the mezzanine, which are artisan-made of copper and steel.



This is a full production winery, so depending on harvest, your tour will include most aspects of the vine to bottle process followed by a varietal tasting. You will also enjoy a casual picnic luncheon complemented by wines in the Péju Gardens at bistro tables nestled under umbrellas while taking in the beautiful Napa Valley scenery.

After lunch the group will visit a third winery, perhaps a small family-run boutique winery, giving you a comparative tasting.





**DATE:** Wednesday | October 23, 2013

**TIME:** 7:00PM-10:30PM  
(The tour departs from the Market Street entrance of the Hyatt Regency San Francisco. Please arrive 15 minutes before departure time.)

**PRICE:** \$120 per person (This tour is only for adults age 21 and over.)

**ATTIRE:** Casual club attire.

**MEALS:** This tour includes beverages only. Please eat dinner on your own before departure.

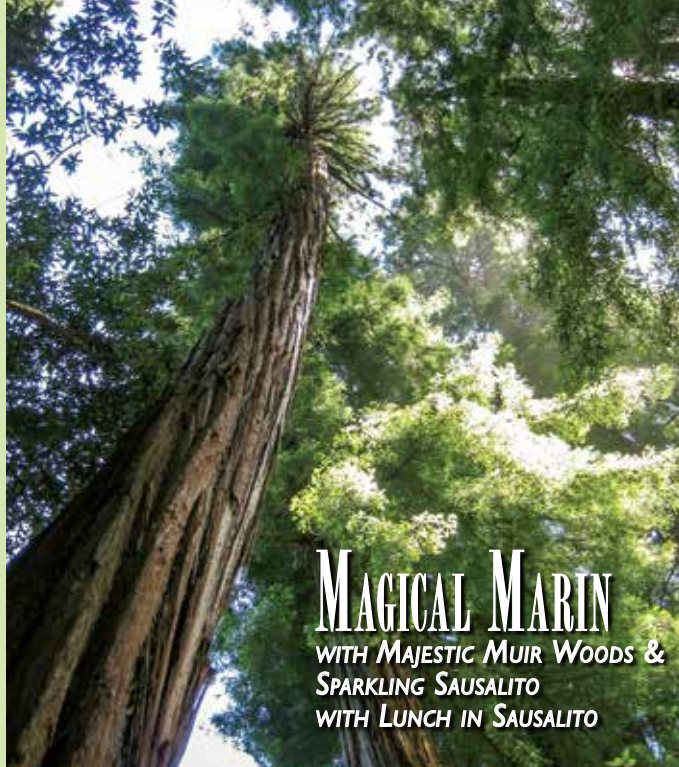
*Enjoy a special treat: the San Francisco highlights tour with libations... this tour will be at night and with drinks!*

The forty nine square miles of San Francisco are a colorful tapestry of steep hills, picturesque houses, clanging cable cars, fishing boats, summer fog, Chinese pagodas, cosmopolitan cafés and breathtaking views. At night, these forty-nine square miles are brought to life, bringing a whole new light to the city. Five continents and three centuries blend together on forty-three hills, waiting to be discovered. On this tour you will see some of the legendary landmarks of "Everybody's Favorite City."

*A famous writer once declared, "Everyone should be allowed to love two cities his own, and San Francisco." Today, you will discover for yourself why this is true!*

- ★ The majestic **Golden Gate Bridge** spanning the entrance to the San Francisco Bay
- ★ "Painted Ladies" vividly restored Victorian homes
- ★ The bustling bohemian restaurants and cafés of Italian **North Beach**
- ★ **Ghirardelli Square**
- ★ **Landmark skyscrapers** of the Financial District such as the TransAmerica Pyramid and Bank of America's former World Headquarters
- ★ **Fisherman's Wharf** with its steaming crab cauldrons, colorful fishing boats, and seafood restaurants overlooking the Bay

**You will also visit Yoshi's Jazz Club & Restaurant**, the perfect place for some jazz. Opened in November of 2007, Yoshi's is the second Bay Area location, boasting a 28,000 square-foot, two-story, state-of-the-art venue which features the best of local, national and international jazz artists. Yoshi's is integral to the heralding in of a new era in the Fillmore District's legacy of great, live jazz and entertainment. This is a unique destination to experience live music in an intimate jazz club. You will be escorted into the Jazz Lounge, where you will enjoy premium libations with jazz entertainment.



## MAGICAL MARIN

WITH MAJESTIC MUIR WOODS & SPARKLING SAUSALITO  
WITH LUNCH IN SAUSALITO

**DATE:** Sunday | October 27, 2013

**TIME:** 8:30AM-2:30PM  
(The tour departs from the Market Street entrance of the Hyatt Regency San Francisco. Please arrive 15 minutes before departure time.)

**PRICE:** \$160 per person (Children are allowed on this tour at the same price as adults.)

**ATTIRE:** Casual attire and good walking shoes. Dress warm, bringing several layers as it can get cold when outdoors.

**MEALS:** This tour includes lunch. Please eat breakfast on your own before departure.

*This tour will take you across the magnificent Golden Gate Bridge into fabled Marin County, with its astonishingly varied land and seascapes.*

Driving along the slopes of Mount Tamalpais, a deluxe mini-coach will thread its way down the winding mountain road to **Muir Woods National Monument**.

One of the first parks ever set aside for the **coastal redwood trees**, this national park was named for the renowned conservationist, John Muir. The redwoods located here have a biological ancestry dating back well over a million years. Fossils of virtually identical trees appear in the record from some 160 to 170 million years ago, preceding the Jurassic Age

of dinosaurs. These fossils are found across the Northern Hemisphere, in Manchuria, France, Alaska, Greenland and even on Arctic islands. Redwoods have no aging mechanisms, are extremely resistant to disease, and have few natural enemies. Thus individual redwoods can live to be thousands of years old. You will have time to wander among these ancient trees and will come away with a sense of the immense grandeur and spans of time encompassed by this noble forest.

**Next, you will visit sparkling Sausalito**, a Riviera like bayside village with its winding wooded streets, eclectic houseboats, unique boutiques and art galleries.

**Here, you will have time to explore and have lunch** together as a group at the Spinnaker. Located on the waterfront, the Spinnaker Restaurant offers unparalleled views of the City and the Bay, as well as sumptuous cuisine. Upon arrival, the group will be led to the elegant main dining room where grand window panes look out upon the Marina Harbor, Richardson Bay, Mount Tamalpais, Angel Island and Marin County. **You will be served a wonderful luncheon while enjoying the breathtaking views.**

## ADVANCE REGISTRATION DEADLINE: SEPTEMBER 16, 2013

Registrations received after this date are not eligible for the Advance Registration Fees.

POST-DEADLINE REGISTRATIONS, including those received onsite, will be assessed a \$100 late fee and will be processed onsite.

If you submit your registration after September 16, you are not considered "Advance Registered" and will not be listed in the attendee roster.

### ADVANCE REGISTRATION FEES

The general registration fee includes admittance to general scientific sessions, scientific poster displays, exhibits, continental breakfasts, refreshment breaks, the Welcome Reception, one Friday lunch symposium, a final program guide, and access to the electronic abstract book. For Surgical Assistants and Ancillary Staff categories, it also includes admittance to the Surgical Assistants Program Luncheon. Extra courses and ticketed social events require additional fees. All fees are denoted in U.S. dollars (USD) unless otherwise indicated.

### PHYSICIAN CATEGORIES

#### PHYSICIAN – ISHRS MEMBER: \$1,290

For Physician members of the ISHRS.

#### PHYSICIAN – PENDING ISHRS MEMBER: \$1,390

For physicians who have applied for membership. A complete application with fee must be received at the headquarters office to be eligible for this rate.

#### PHYSICIAN – NON-MEMBER: \$1,540

For physicians who are not current ISHRS members and have not submitted a complete application for membership must pay the non-member rate. Registration verification is required for all non-members and must accompany the registration form. Acceptable forms of verification for Non-Member Physicians include: a statement on the physician's letterhead, a copy of the physician's medical certificate or license, or, a letter from a current ISHRS physician member attesting to the credentials as a physician.

### RESIDENT CATEGORIES

#### PHYSICIAN RESIDENT OR TRAINING FELLOW – ISHRS MEMBER: \$595

For Resident Members of the ISHRS or for ISHRS Physician Members who are currently enrolled in an ISHRS-approved Fellowship Training Program or other approved fellowship training program in hair restoration surgery or another specialty. Training Fellows must submit a letter of verification from the fellowship training program director along with their registration form.

#### PHYSICIAN RESIDENT – PENDING ISHRS MEMBER: \$620

For physician residents who have applied for membership. A complete application with fee must be received at the headquarters office to be eligible for this rate.

#### PHYSICIAN RESIDENT OR TRAINING FELLOW – NON-MEMBER: \$645

For physician residents who are not current members of the ISHRS and are currently participating in an approved residency training programs. Or, for non-member physicians who are currently enrolled in an ISHRS-approved Fellowship Training Program or other approved fellowship training program in hair restoration surgery or another specialty. Training Fellows must submit a letter of verification from the fellowship training program director along with their registration form. Non-member residents must submit a letter of verification from the residency program director along with their registration form.

BRING 3 OR MORE NON-PHYSICIAN PERSONNEL  
RECEIVE A \$50 REBATE PER PERSON!

### ADJUNCT CATEGORIES

#### ADJUNCT – ISHRS MEMBER: \$1,290

For Adjunct members of the ISHRS.

#### ADJUNCT – PENDING ISHRS MEMBER: \$1,390

For individuals who have applied for and meet the qualifications of Adjunct category of membership. A complete application with fee must be received at the headquarters office to be eligible for this rate.

#### ADJUNCT – NON-MEMBER/TRICHOLOGIST: \$1,540

For individuals who are not current or member-pending ISHRS Adjunct Members, but meet the qualifications for Adjunct Membership (i.e., individuals who hold a doctorate PhD or equivalent in a biomedical-related area and devote the majority of their professional activities to hair research in an academic setting). In addition, this category includes individuals who are trichologists. Registration verification is required for all non-members and must accompany the registration form. Acceptable forms of verification for Non-Member Adjuncts/Trichologists include: a statement on the person's business letterhead attesting to the credentials of the person or with a certificate of membership in his/her trichologic society.

### SURGICAL ASSISTANT CATEGORIES

#### SURGICAL ASSISTANT – ISHRS MEMBER: \$515

For members of the ISHRS Surgical Assistants Auxiliary. A Letter of Attestation from the employing ISHRS Physician Member is required. See Policy on Non-Physicians at ISHRS Meetings.

#### SURGICAL ASSISTANT – PENDING ISHRS MEMBER: \$595

For surgical assistants who have applied for membership.

A complete application with fee must be received at the headquarters office to be eligible for this rate. A Letter of Attestation from the employing ISHRS Physician Member is required. See Policy on Non-Physicians at ISHRS Meetings.

#### SURGICAL ASSISTANT – NON-MEMBER: \$695

For surgical assistants who are not current members of the ISHRS Surgical Assistants Auxiliary and have not submitted a complete application for membership must pay the non-member rate. A Letter of Attestation from the employing ISHRS Physician Member is required. See Policy on Non-Physicians at ISHRS Meetings.

### OTHER CATEGORIES

#### CLINIC DIRECTOR/OWNER: \$1,540

For non-physician clinic directors and/or owners of hair restoration practices. A Letter of Attestation from the employing ISHRS Physician Member is required. See Policy on Non-Physicians at ISHRS Meetings.

#### OFFICE MANAGER: \$695

For office managers of a hair restoration surgery practice. A Letter of Attestation from the employing ISHRS Physician Member is required. See Policy on Non-Physicians at ISHRS Meetings.

#### OFFICE STAFF: \$695

For office staff in a hair restoration surgery practice. A Letter of Attestation from the employing ISHRS Physician Member is required. See Policy on Non-Physicians at ISHRS Meetings.

#### MARKETING/MEDIA CONSULTANT, WEBSITE OWNER, WEBMASTER: \$1,540

For marketing, media, PR consultants, website owners and webmasters in a hair restoration surgery practice. A Letter of Attestation from the employing ISHRS Physician Member is required. See Policy on Non-Physicians at ISHRS Meetings.

#### EXHIBITOR

There is a separate application process for exhibiting companies and exhibit representatives. To review the Invitation to Exhibit, which includes the rules, regulations, guidelines, floorplan, and application, go to: <http://www.ishrs.org/AnnualMeeting.html>

#### SPOUSE/GUEST: \$695

For a spouse or guest of the Physician or Adjunct who does not belong in any of the above categories. The registered Spouse/Guest will receive a name badge and be admitted to the scientific general sessions, exhibits, coffee breaks, continental breakfasts, Welcome Reception, and one Friday lunch symposium. Registration verification is required.\* Spouses/guests who are not registered will not be permitted into these listed functions (except for the Welcome Reception) and will not receive a name badge.

## MULTIPLE STAFF DISCOUNT

The following guidelines apply to qualify for the rebate.

- Rebates are offered only to non-physician personnel, who are employed in the same office. i.e., surgical assistants (member/non-member), office staff, office manager, and clinic director/owner registration categories.
- A Registration Rebate Form must be completed and submitted no later than November 19, 2013. Forms received after this date will not be eligible for this special offer. Contact the ISHRS Headquarters office for a Rebate Request Form or obtain a copy from the Meeting Registration Desk.
- A rebate check will be issued 6 weeks after the meeting, so that attendance can be verified for the individuals that are listed on the Registration Rebate Form.
- Only one rebate check will be issued to the employing physician at the address indicated on the Registration Rebate Form.

### WEDNESDAY DAY PASSES

#### PHYSICIAN, RESIDENT, ADJUNCT, OR CLINIC DIRECTOR/OWNER - WEDNESDAY DAY PASS: \$350

For physicians, residents, adjuncts, or clinic director/owners who only plan to participate in meeting activities on Wednesday/October 23, 2013. In addition to the daily registration pass, registration fees are required to attend the Basics Course, Advanced/Board Review Course, or FUE Courses. The Wednesday Day Pass includes the meeting program and electronic abstract book. Day passes will NOT be sold or honored for Thursday, Friday, Saturday, or Sunday.

#### SURGICAL ASSISTANT/ANCILLARY STAFF - WEDNESDAY DAY PASS: \$150

For surgical assistants and other ancillary staff who only plan to participate in meeting activities on Wednesday/October 23, 2013, including the Surgical Assistants Program. Additional registration fees are required for extra courses on Wednesday. The Wednesday Day Pass includes the meeting program and electronic abstract book. Day passes will NOT be sold or honored for Thursday, Friday, Saturday, or Sunday.

**\*REGISTRATION VERIFICATION IS REQUIRED**  
for the indicated categories and must accompany  
registration form. Acceptable forms of verification are  
as follows:

- For the **Non-Member Physician**: a statement on the physician's letterhead, a copy of the physician's medical certificate or license, or, a letter from a current ISHRS physician member attesting to the credentials as a physician.
- For the **Non-Member Adjunct/Trichologist**: a statement on the person's business letterhead attesting to the credentials of the person or with a certificate of membership in his/her trichologic society.
- For the **Non-Member Physician Resident**: a letter of verification from the residency program director.
- For the **Training Fellow**: a letter of verification from the fellowship training program director.
- For **Surgical Assistant, Office Manager, Office Staff, Clinic Director/Owner, Marketing/Media Consultant, Website Owner, Webmaster**: the official Letter of Attestation as provided on the ISHRS website or ISHRS meeting registration site.
- **Spouse/Guest**: a letter from the Physician or Adjunct noting the relationship with the individual.

Online registrants should fax verification to the ISHRS headquarters at: 1-630-262-1520.



## ISHRS ADMINISTRATION

### EXECUTIVE DIRECTOR & CME DIRECTOR

Victoria Ceh, MPA,  
Medical Society Management, Inc.

### HQ & ADMINISTRATIVE MANAGER, REGISTRATION MANAGER

Kimberly Miller,  
Technical Registration Experts, Inc.

### MEETING & EXHIBITS MANAGER

Jule Uddfolk, CMP,  
Meeting Management Solutions, inc.

### PROGRAM MANAGER

Melanie Stancampiano,  
Medical Society Management, Inc.

### REGISTRAR, BOOKKEEPER

Sue Reed,  
Technical Registration Experts, Inc.

### MEMBERSHIP ASSISTANT, REGISTRAR

Katie Masini,  
Technical Registration Experts, Inc.

### FINANCE, ACCOUNTING, INVESTMENTS

Patrick Melvin, CPA  
Desmond & Ahern, Ltd.

Lori Soldat, CPA  
Desmond & Ahern, Ltd.

Melinda Urbas, CPA  
Desmond & Ahern, Ltd.

Daniel Pepoon, Merrill Lynch

### WEBMASTER, DATABASE & TECHNICAL SUPPORT, REGISTRAR

Jeffrey Miller  
Technical Registration Experts, Inc.

### MANAGING EDITOR AND ADVERTISING SALES, FORUM

Cheryl Duckler, independent

### INTEGRATED COMMUNICATIONS MANAGER

Matt Batt, Pipeline

### PR CONSULTANT

Karen Sideris, K Communications, Inc.

### GRAPHIC DESIGN

Dawn Holler Wisher, New Day Creative

### SEO & TRANSLATION

Lingo24, Inc.

## FOR MORE INFORMATION CONTACT:

### INTERNATIONAL SOCIETY OF HAIR RESTORATION SURGERY

303 West State Street  
Geneva, IL 60134 USA

Tel: 1-630-262-5399

U.S. Domestic Tollfree:  
1-800-444-2737

Fax: 1-630-262-1520

E-mail: [info@ishrs.org](mailto:info@ishrs.org)

[www.ISHRS.org](http://www.ISHRS.org)

## 2012-2013 ISHRS OFFICERS AND BOARD OF GOVERNORS

### PRESIDENT

Carlos J. Puig, DO  
Houston, TX, USA

### VICE PRESIDENT

Vincenzo Gambino, MD  
Milan, Italy

### IMMEDIATE PAST-PRESIDENT

Jennifer H. Martinick, MBBS  
Perth, Australia

### SECRETARY

Kuniyoshi Yagyu, MD  
Tokyo, Japan

### TREASURER

Sharon A. Keene, MD  
Tucson, AZ, USA

Bessam K. Farjo, MBChB  
Manchester, UK

John D. N. Gillespie, MD  
Calgary, Alberta, Canada

Alex Ginzburg, MD  
Tel Aviv, Israel

Sungjoo Tommy Hwang, MD, PhD  
Seoul, Korea

Russell Knudsen, MBBS  
Sydney, Australia

Paul J. McAndrews, MD  
Pasadena, CA, USA

Bernard P. Nusbaum, MD  
Miami, FL, USA

David Perez-Meza, MD  
Mexico City, Mexico

Arthur Tykocinski, MD  
São Paulo, Brazil

Ken Washenik, MD, PhD  
Beverly Hills, CA, USA

## 2013 ANNUAL SCIENTIFIC MEETING COMMITTEE

Robert H. True, MD, MPH, *Chair*

Paul J. McAndrews, MD, *Advanced/Board Review Course Chair*

Bertram M. Ng, MBBS, *Advanced/Board Review Course Co-Chair*

Jonathan L. Ballon, MD, *Basics Course Chair*

Samuel M. Lam, MD, *Basics Course Co-Chair*

James A. Harris, MD, *Workshops & Lunch Symposia Chair*

Jerry Wong, MD, *Live Patient Viewing Chair*

Bessam K. Farjo, MBChB, *Newcomers Program Chair*

Steven B. Hopping, MD

Antonio S. Ruston, MD

Jerzy Kolasinski, MD, PhD

Francisco Jimenez, MD, *Immediate Past-Chair*

Diana K. Carmona Baez, *Surgical Assistants Chair*

## CME COMMITTEE

Paul C. Cotterill, MD, *Chair*

Marco N. Barusco, MD, *EBM & Research Resources Chair*

Robert S. Haber, MD

James A. Harris, MD, *Webinars Chair*

Francisco Jimenez, MD

Sharon A. Keene, MD

Matt L. Leavitt, DO, *Regional Workshops Co-Chair*

Carlos J. Puig, DO

Ken J. Washenik, MD, PhD

Bradley R. Wolf, MD

Plus Those On The 2013 Asm Cmt (Ex Officio)

## OFFICIAL PHOTOGRAPHERS

Wakako Yagyu

Kuniyoshi Yagyu, MD

Robert Haber, MD

Victoria Ceh, MPA

## NOT A MEMBER OF THE ISHRS?

CONSIDER JOINING.



Go to [www.ISHRS.org](http://www.ISHRS.org) for your member application

The International Society of Hair Restoration Surgery is a non-profit medical association dedicated to hair loss and hair restoration comprised of over 1,200 members – physicians & surgeons, researchers, and a surgical assistants auxiliary.

Since its incorporation in 1993, a renaissance in hair transplantation surgery was set into motion by the ISHRS. The multidisciplinary, international membership of the ISHRS became a critical mass for an explosion of innovation in hair transplantation surgery. The Annual Meeting is a highlight of the year in which the top minds in HRS come together to advance the art and science of hair restoration surgery!

## ISHRS MISSION

To achieve excellence in patient outcomes by promoting member education, international collegiality, research, ethics, and public awareness.

## BENEFITS OF ISHRS MEMBERSHIP INCLUDE:

- ★ **Reduced registration fees** for ISHRS annual meetings, live surgery workshops, online webinars, and other training programs
- ★ Eligibility for research grants
- ★ **www.ISHRS.org** - A comprehensive informational website on hair loss and restoration. Free listing with Physician Profile for physician members. Free downloadable patient brochure on HRS in multiple languages.
- ★ Subscription to the bi-monthly newsletter, *Hair Transplant Forum International*
- ★ Access to the **Online Forum Article Archives Database Search**
- ★ Subscription to the peer-reviewed journal, *Dermatologic Surgery* (physicians, adjunct, and residents only)
- ★ **Unified public relations** effort to increase the public's perception and awareness of hair restoration surgery
- ★ Electronic PDF journal, *Human Trichology*, and *Drugs in Dermatology*
- ★ **A team** of leaders, volunteers, and staff dedicated to making the ISHRS a valuable resource for the profession.
- ★ Opportunities to earn continuing medical education (CME) credits – **AMA PRA Category 1 Credits™**.



# Are You Leveraging the New ISHRS.ORG Member Benefits?

## TUTORIAL SCHEDULE LEVERAGING NEW ISHRS.ORG

LOCATION: ISHRS website information table, near the Registration Desk

### Thursday | October 24, 2013

7:45AM-9:00AM During breakfast

10:30AM-10:50AM During coffee break

12:30PM-2:00PM During lunch break

4:00PM-5:00PM During coffee break

### Friday | October 25, 2013

8:15AM-9:00AM During breakfast

4:20PM-4:50PM During coffee break



**Visit** the ISHRS website information table between sessions – near the Registration Desk – to receive a hands-on review of the new WWW.ISHRS.ORG website benefits, including:

- ▶ How to login to the Members Only section
- ▶ A tour of the new online Video Library
- ▶ Explanation of the "Hair Loss Discussion Forum" where ISHRS members can engage with consumers looking for feedback and information on a number of topics
- ▶ Understanding the value of completing your Physician Profile
- ▶ Learning how to best leverage the new "Find A Doctor" section to be discovered and contacted by prospective patients!

## ISHRS Collaboration with Hair Foundation



The ISHRS is collaborating with the Hair Foundation on the ISHRS's Operation Restore Program. The Hair Foundation will now be the fundraising arm for the O.R. program for major corporate donors. With this collaboration we will be able to better spread the word about O.R. so we can help more people who are in need. The Hair Foundation is dedicated to providing truthful, unbiased information about hair care, hair loss, and hair replacement.

**For more information on Operation Restore:**  
<http://www.ishrs.org/ishrs-pro-bono.htm>

**For more information on the Hair Foundation:**  
<http://www.hairfoundation.org/>

## ISHRS PRODUCTS FOR SALE

INQUIRE AT THE REGISTRATION DESK



### Basics in Hair Restoration Surgery Lecture Series

ONLINE FORMAT

Enduring material, 9.5 hours CME

MEMBER PRICE: \$300 USD

### Female Hair Loss Diagnosis and Treatment DVD Set

4 DISC SET

Professional recorded and produced

MEMBER PRICE: \$397USD

### High Definition Surgical Video – Female Case and FUE Case

Professionally filmed and edited

MEMBER PRICE: \$225USD

### On-Demand Webinars

**Minimizing Poor Growth and New Ways to Max It Out**, 120 minutes

**Intro to Biostats & EBM**, 90 minutes

**Social Media for HT Patient Education**, 60 minutes

MEMBER PRICE: \$40 USD/CREDIT HOUR

### Surgical Assistants Training Resources Center

ONLINE FORMAT

Available to physicians to assist them in training their new assistants.

MEMBER PRICE: \$750 USD/30 DAY LEASE

### Hair Transplant Forum International Bound Volumes

**The Bound Collection, 2001-2005**  
– MEMBER PRICE: \$125

**The Next Five Years, 1996-2000**  
– MEMBER PRICE: \$100

**The First Five Years, 1991-1995**  
– SOLD OUT

### Operation Restore Apparel

**Denim Shirt** (L or XL only): \$15

**T-Shirt** (XL only): \$5

**Cap/Hat** (one size fits all/most): \$5

## 2014 RECERTIFICATION EXAM

SATURDAY, JANUARY 25, 2014



**DEADLINE FOR  
EXAMINATION APPLICATION:**  
October 25, 2013

**DEADLINE FOR  
HOTEL RESERVATIONS:**  
December 31, 2013

*All reservations received after this date will be taken on an availability basis*

**LOCATION:**

Houston Airport Marriott at  
George Bush International  
18700 John F. Kennedy Blvd.  
Houston, TX 77032, USA  
1-281-443-2310 or 1-800-228-9290

**FOR FURTHER INFORMATION  
CONTACT THE ABHRS:**

Tel: 219-836-5858; Fax: 219-836-5525  
E-mail: [abhrr@sbcglobal.net](mailto:abhrr@sbcglobal.net)  
[www.abhrr.org](http://www.abhrr.org)

*Note: This information is being printed as a courtesy. The ISHRS is a separate organization than the ABHRS. All questions and registrations for the ABHRS should be directed to the ABHRS.*

## FUTURE ISHRS ANNUAL SCIENTIFIC MEETINGS

**22ND ANNUAL SCIENTIFIC MEETING**

**November 12-16, 2014**

SHANGRI-LA HOTEL BANGKOK

**Bangkok, Thailand**

**23RD ANNUAL SCIENTIFIC MEETING**

**September 9-13, 2015**

CHICAGO HILTON

**Chicago, Illinois, USA**

## Hair Transplant 360 Workshop

Comprehensive Hair Transplant Course & FUE Hands-On Course

November 14-17, 2013 | St. Louis, MO, USA



- ▶ Hairline Design
- ▶ Donor Harvest/Closure
- ▶ Recipient Site Creation
- ▶ Graft Dissection
- ▶ Graft Placement
- ▶ Crown Design
- ▶ Female Hairline Design
- ▶ Temporal Point Design
- ▶ Graft Calculation
- ▶ Eyebrow Transplant
- ▶ Marketing
- ▶ Consulting
- ▶ Medical Treatment
- ▶ Critical Thinking Day
- ▶ Quality Control
- ▶ FUE

**Course Director:**  
Samuel M. Lam, MD, FACS

**Physician Faculty:**  
Michael Beehner, MD  
Glenn Charles, DO  
James A. Harris, MD, FACS  
Robert P. Niedbalski, DO  
Carlos Puig, DO  
Lawrence E. Samuels, MD  
Ken L. Williams, Jr, DO  
Bradley R. Wolf, MD

**Assistant Course Director:**  
Emina Karamanovski, MD

**Assistant Faculty:**  
Tina Lardner  
Charlene Smith  
Shellie Henderson  
Brandi Burgess

- New, Expanded Course Format
- 4 Information Packed Days
- Latest High-Definition Live 3D Lectures and Surgery Dissection
- Extensive, Hands-on Cadaver Workshop with Low Student-to-Faculty Ratio
- New, Fast-Track Stand Alone or Combined Full-Day FUE Course

Register on-line at <http://pa.slu.edu>

Select: Continuing Medical Education (Hands-On Cadaver Workshops)

Select: 2013 Fall Workshop Schedule

Find Course of Interest to gain access to complete course information. This workshop will be held at the PASE Learning Center at 3839 Lindell Boulevard, St. Louis, MO 63108



An offering through  
Practical Anatomy & Surgical Education  
Saint Louis University School of Medicine



follow us now on



# 20TH ANNUAL ORLANDO LIVE SURGERY WORKSHOP

April 9-12, 2014 • Orlando, Florida, USA



# OLSW 20

## ISHRS REGIONAL WORKSHOP

Hosted by Matt L. Leavitt, DO

CLINIC SPONSOR:

**BOSLEY**

## 20 YEAR ANNIVERSARY!

Cutting-edge curriculum and an intense educational forum for hair restoration surgeons, whether novice, intermediate, or advanced. The Workshop is founded on a free-exchange of knowledge and clinical training performed by the leading experts in the field.

FOR REGISTRATION INFORMATION,  
contact Valarie Montalbano:  
hvalariem@leavittmgt.com



## ISHRS EUROPEAN HAIR TRANSPLANT WORKSHOP

Hosted by Dr Jean DEVROYE

BRUSSELS / BELGIUM

13-15 JUNE 2014

### LIVE SURGERY WORKSHOP

### Focusing on the Complementary Approaches of FUT & FUE

- ✓ FUT-strip and FUE: compare, contrast and examine both techniques for each patient suitability
- ✓ Combine both methods on the same patient to achieve the best results
- ✓ Analyze each step of a hair transplant focusing on quality
- ✓ Learn more about alternatives: body hair and scalp micropigmentation
- ✓ Observe 6 live procedures and interact with our Faculty Members
- ✓ Discuss and exchange your knowledge during our "breakfast with the experts"
- ✓ Enjoy 3 days in the Capital of Europe

#### International World Class Faculty

John P. Cole, MD	José Lorenzo, MD
Alex Ginzburg, MD	Ronald L. Shapiro, MD
James A. Harris, MD	Bradley R. Wolf, MD
Koray Erdogan, MD	Jean M. Devroye, MD



For More Information & Registration  
[www.European-Hair-Transplant-Workshop.com](http://www.European-Hair-Transplant-Workshop.com)

CLINIC SPONSOR




hts-clinic.com



# SAVE THE DATE

ISHRS 22ND ANNUAL  
SCIENTIFIC MEETING

# 2014



## BANGKOK THAILAND

NOVEMBER 12-16  
SHANGRI-LA HOTEL



**International Society of Hair Restoration Surgery**

303 West State Street, Geneva, IL 60134 USA

TEL 1.630.262.5399 or 1.800.444.2737 FAX 1.630.262.1520

info@ishrs.org | www.ISHRS.org

**ANCILLARY MEETINGS** As you plan your itinerary, please make note of these Ancillary Meetings to occur in Bangkok preceding the ISHRS Annual Scientific Meeting. We have coordinated the events for the convenience of our attendees. Each will have separate registration with details to come.

**NOVEMBER 10, 2014  
ABHRS/IBHRS EXAM  
Bangkok, Thailand**

Sponsored by: American Board  
of Hair Restoration Surgery

[www.ABHRS.org](http://www.ABHRS.org)

For details contact: [abh@sbglobal.net](mailto:abh@sbglobal.net)



**NOVEMBER 11, 2014  
AAHRS LIVE SURGERY WORKSHOP  
Bangkok, Thailand**

Sponsored by: Asian Association  
of Hair Restoration Surgeons

[www.AAHRS.asia](http://www.AAHRS.asia)

For details contact: [aahrs2010@gmail.com](mailto:aahrs2010@gmail.com)



THE EASIEST WAY TO TREAT THINNING HAIR.

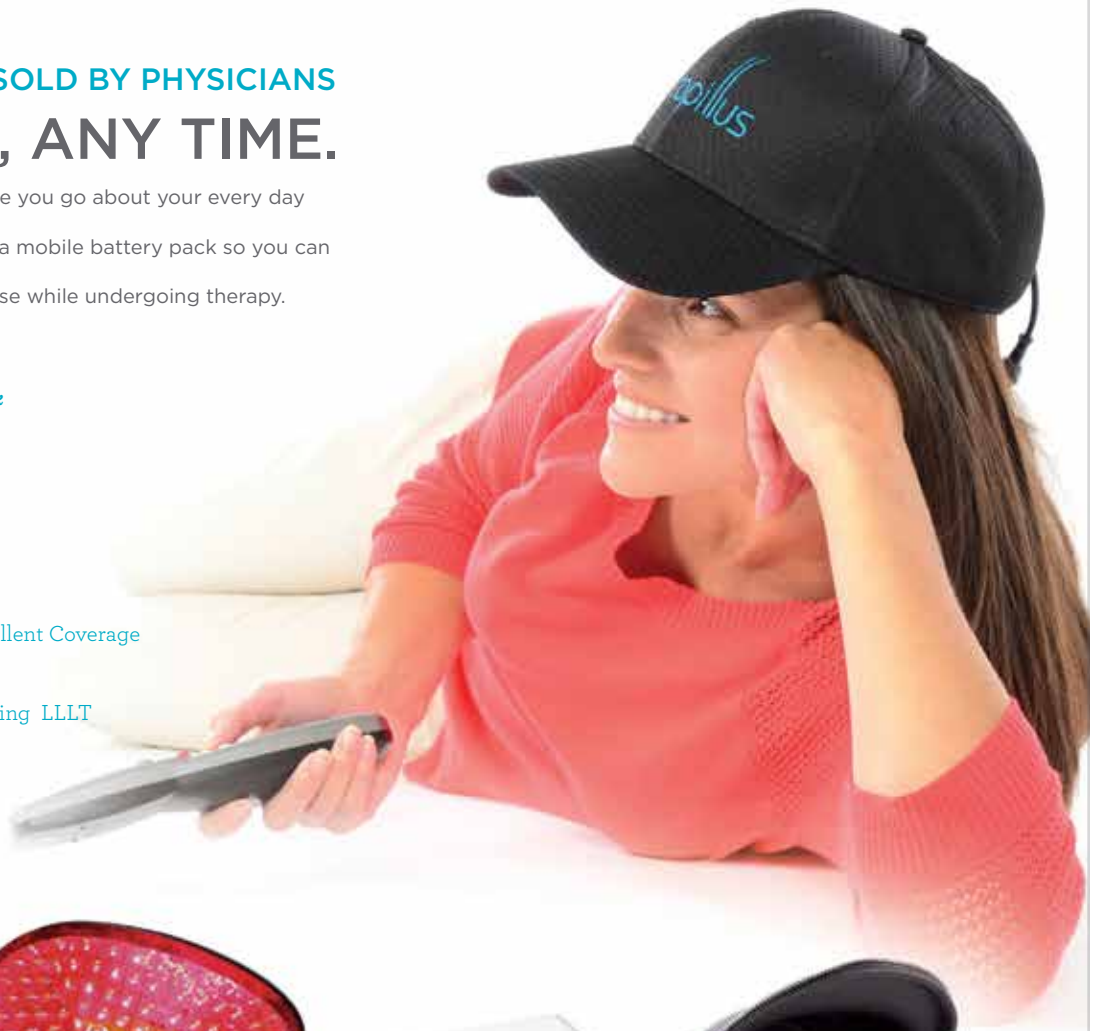
# capillus272

RECOMMENDED AND SOLD BY PHYSICIANS  
**ANYWHERE, ANY TIME.**

272 Lasers work under your hat while you go about your every day activities. The device is powered by a mobile battery pack so you can roam around your home as you please while undergoing therapy.

***Join our Physician Affiliate Network***

- Excellent Marketing Support
- High Reseller Profit Margins
- High Patient Compliance
- Easy to Use Device
- 5 Year Warranty on Device
- Great Deep Fitting Device with Excellent Coverage of Temporal Area
- The Most Practical Method of Applying LLLT (Low-Level Light Therapy)
- Recommended by Physicians alongside Hair Transplants & Other Treatments



MEET CAPILLUS CEO Carlos Piña at our booth at the ISHRS 21st Annual Scientific Meeting

Visit our website at [www.capillus.com/physicians](http://www.capillus.com/physicians) or call us at 1 (888) 272-9599.