

**ISHRS 22ND ANNUAL
SCIENTIFIC MEETING**

Shangri-la Hotel
Kuala Lumpur

**OCT 8-11
2014**



**2014 Annual
Scientific Meeting Committee**

 Damkerng Pathomvanich, MD
Chair

Michael W. Vories, MD
Advanced/Board Review Course Chair

Scott Boden, MD, FISHRS
Advanced/Board Review Course Co-Chair

Sara M. Wasserbauer, MD
Basics Course Chair

Ken L. Williams, DO
Basics Course Co-Chair

Antonio S. Ruston, MD
Workshops & Lunch Symposia Chair

Gholamali Abbasi, MD
Live Patient Viewing Chair

Russell G. Knudsen, MBBS, FISHRS
Newcomers Program Chair

Robert H. True, MD, MPH, FISHRS
Immediate Past-Chair

Nilofer P. Farjo, MBChB, FISHRS

Fabio M. Rinaldi, MD

Aileen Ullrich, CMA
Surgical Assistants Chair



*Reflections for Ultimation and
Evaluation of the Current and New Trends
in Hair Restoration Surgery for Optimum Outcomes*

Final Program Guide

Supported by:



Message

FROM THE PRESIDENT

Dear Colleagues,

It gives me great pleasure to welcome you to the 22nd Annual Meeting of the ISHRS at the Shangri-La Hotel in beautiful Kuala Lumpur. This meeting is especially exciting because it is **our first Asian destination** and brings to mind the 1933 novel Lost Horizon by British author James Hilton. He describes Shangri-La as a mystical, magical exotic place of contentment isolated from the outside world where time stops and all stay young- a tempting image and how I hope you'll remember this destination and meeting. Kuala Lumpur has much to offer and I hope you're taking advantage of some of the optional tours available to get to know the city, its crafts, temples, caves and rain forest.

Program Chair Dr. Damkereng Pathomvanich, has put together an excellent and comprehensive program. **Experts from all over the world are coming together** to share information and **at the end the sum is**

always greater than the parts because beyond the presentations, videos, and workshops, the time spent in conversation, one on one or in groups sharing information is an important and valuable dimension of our meetings. If this is your first meeting, as it is for many here, the initial impact can be very daunting. It seems as though everyone knows each other and you can feel isolated. I remember my first meetings and know how I felt. **The Newcomers Program** was designed to give you a fellow doctor as a reference point and an initial contact with a member. These members have volunteered to help you navigate the meeting and will introduce you to other colleagues. Please take advantage of this program. It will benefit you – you'll get more out of the meeting and therefore it will benefit our society because you'll be contributing your knowledge too. For those new to hair restoration surgery, remember all of us were once in your shoes and we are here to educate, train and maintain the **highest level of competence and integrity in our profession**. We do our best to reach out to you- use it to your advantage.

TABLE OF CONTENTS

4	CME Information
6	General Information
7	Program At-A-Glance
8	Meeting Space Floor Plan
10	Day-by-Day Program
10	Newcomers Program
13	Welcome Reception
17	M&M Conference
20	Gala Dinner/Dance & Awards Ceremony with Annual Giving Fund Recognition
22	E-Posters
24	Featured Guest Speakers
26	Basics Course
28	Advanced/Board Review Course
29	FUT & FUE Mini Courses
30	Surgical Assistants Program
31	Workshops
32	List of Faculty
34	Exhibits
38	About Kuala Lumpur & Tours
42	Registration Categories and Fees
45	About the ISHRS

This year's program really covers all the bases. Included is **hairline design** for different ethnic groups, ages, genders and transsexuals. The hot topic of donor harvesting – FUT, FUE or both together will surely be an exciting session. There is a **greatly expanded Coffee with the Experts** on Friday afternoon and Saturday morning giving you the opportunity to reach out to colleagues on a specific topic in a more relaxed and personal setting. We have an impressive group of **distinguished, featured guest speakers**: Desmond J. Tobin, PhD, FSB, FRCPath, on "The Aging Scalp and its Hallmark Gray Hair," Valerie A. Randall, PhD, "Is a Glaucoma Drug the Next Treatment for Hair Loss," Thomas L. Dawson, Jr., PhD, on "Female Aging and Care for Your Hair – Making the Most of What You Have," and Rodney Sinclair, MBBS, MD, on "Androgenetic Alopecia: New Insights into the Role of the Arrector Pili Muscle in Hair Biology" sharing their research.

You have the opportunity to see the **latest developments in devices and instruments** – both manual and robotic. Another first is having an attorney guest speaker discussing "Who Can Do What: The Standard of

Care and Legal Perspectives" – especially timely given the changes in medical policies and opportunities for abuse. The **Surgical Assistants Program** is available to any assistant accompanying their employing physician who is a member of the ISHRS, so I hope many of you took the opportunity to bring your staff. They will come back from the meeting more skillful and valuable to you.

Lastly, I hope to see, meet and greet you all at the **Welcome Reception** included with your registration package and at the optional **Gala Dinner** – the closing event to a memorable meeting.

Un caro saluto-

Vincenzo Gambino, MD, FISHRS, *President International Society of Hair Restoration Surgery*



CORPORATE SUPPORT

The ISHRS gratefully acknowledges the following corporate supporters of its 22nd Annual Scientific Meeting for their generosity.

Silver

Bosley

In-Kind

A-Z Surgical

Ellis Instruments

Q-Optics

Cole Instruments

HSC Development

Robbins Instruments



Shangri-La Kuala Lumpur



No Photography & No Video Recording of Scientific Sessions
Violators will be dismissed from the meeting. Thank you for your cooperation.

CME Credit Statement

The International Society of Hair Restoration Surgery is accredited by the Accreditation Council for Continuing Medical Education (ACCME) to provide continuing medical education for physicians.

The International Society of Hair Restoration Surgery designates this live activity for a maximum of 34.5 AMA PRA Category 1 Credits™. Physicians should claim only the credit commensurate with the extent of their participation in the activity.

The International Society of Hair Restoration Surgery Annual Scientific Meeting (Program #611100) is recognized by the American Academy of Dermatology for 34.5 AAD Recognized Credit(s) and may be used toward the American Academy of Dermatology's Continuing Medical Education Award.



CME Mission Statement

CME PURPOSE The purpose of the International Society of Hair Restoration Surgery's (ISHRS) CME program is to meet the educational needs of its members and close the gap that exists between current and best practices by providing practice-oriented, scientifically-based educational activities that will maintain and advance skills and knowledge as well as promote lifelong learning for its members. CME activities will result in improvement of physician competence and performance in practice.

CONTENT AREAS The curriculum of the ISHRS's CME program includes but is not limited to hair transplantation, alopecia reduction and flap surgery, hair biology and physiology, congenital and acquired alopecias, other hair and scalp related ancillary procedures and disorders, and risk and practice management. (ISHRS Core Curriculum of Hair Restoration Surgery and Core Competencies of Hair Restoration Surgery). Content is determined by the integration of various sources of needs, including gaps in knowledge and/or performance of hair restoration surgeons, national guidelines, emerging research, and expert opinion.

TARGET AUDIENCES The target audiences of the ISHRS are as follows:

- The primary target audience is its physician members with varying medical specialty backgrounds from around the world.
- Secondary audiences for the CME program include non-member physicians, as well as residents, nurses, surgical assistants and other allied health personnel.

The ISHRS recognizes the importance of and encourages international and interdisciplinary exchange of medical knowledge and practice through calls for papers, and invitations to interdisciplinary and international speakers with special expertise.

TYPES OF ACTIVITIES The activities that support the CME mission are diverse and multifaceted, in order to provide multiple approaches for knowledge acquisition. CME offerings include the following:

- Annual Meeting, which may include didactic and hands-on courses, live surgery workshops, seminars, scientific sessions, and poster presentations.
- Other activities include regional live surgery and didactic workshops, enduring materials, and Internet CME.

All CME activities will be cost-effective and will meet the criteria for continuing medical education of the ACCME and the AMA Physician's Recognition Award.

EXPECTED RESULTS The CME program will result in improved performance in practice (such as surgical

skills) and competence (medical knowledge and ability) among its participants.

All participants will be expected to provide written feedback following all educational activities, and the CME Committee will rely on this feedback as well as other methods to assess the effectiveness of educational efforts and direct changes in its CME Program.

LEARNING OBJECTIVES Within this program the learning objectives for each segment of the General Session are listed within the Day-by-Day outline. Course learning objectives are listed by their descriptions.

Speaker Disclosures Of Conflicts Of Interest

All presenters are required to verbally disclose at the podium (or indicate on poster presentations) as well as complete a form disclosing relevant grants or other financial support; consultancies; organizational affiliations; family; departmental or personal financial involvement; patent rights; and other relevant conflicts of interest pertaining to their topic. Such disclosures are also published in the Abstract Book and course handouts provided onsite at the meeting. The ISHRS follows its approved Policy on Collection and Resolution of Conflicts of Interest for all presenters and planners.

Obtaining CME Credits & Certificates

Physicians will receive in their registration packets a form called "CME Credit Claim Form." Physicians should indicate the number of CME hours they are claiming on this form and turn-in the white copy (top copy) to a collection box located near the Registration Desk. Keep the pink copy (bottom copy) for your files. Appropriate credit for attendance should be ascertained and reported by individual physicians to the particular state or medical society to which he/she belongs.

AAD Members – For those who subscribe to the American Academy of Dermatology (AAD) Transcript Program, you must submit an attendance validation "Green Card". We will mail your green card to the AAD after the meeting. If you did not bring a Green Card with to this meeting, you may mail it directly to the AAD when you return.

Physicians will receive a personalized Certificate of Attendance for CME mailed after the meeting. Physicians will only receive a CME certificate if the CME Credits Claimed Form is completed. Ancillary staff will receive a Certificate of Attendance mailed after the meeting.

Evaluation Surveys

The CME Committee and Annual Meeting Committee kindly request that you complete the

evaluation surveys for each workshop, course and general session that you attend. Your feedback is very valuable to us! We make changes to the program and faculty based on your comments so we may continually improve the Annual Meeting. Each day we are raffling a prize in honor of our 2015 ISHRS Annual Scientific Meeting held in Chicago for those who turn in their completed General Session evaluation surveys.

An online Overall Evaluation survey will be conducted the week after the meeting in which a link and passcode will be e-mailed to each attendee. The questions on the Overall Evaluation will be different than on the session evaluations, so we ask that you complete the paper forms at the meeting and the online form after the meeting. Thank you for your participation.

Changes to Implement When I Get Home Worksheet

In your registration packet you will find a worksheet that has been designed as a tool for you. Throughout the meeting you may wish to write down ideas and plans for change for your practice, treatment strategies, etc. You may then refer back to this worksheet in future months.

Disclaimer

Registrants understand that the material presented at the Annual Meeting has been made available under sponsorship of the International Society of Hair Restoration Surgery (ISHRS) for educational purposes only. This material is not intended to represent the only, nor necessarily the best, method or procedure appropriate for the medical situations discussed, but rather is intended to present an approach, view, statement or opinion of the faculty which may be of interest to others. As an educational organization, the ISHRS does not specifically approve, promote or accept the opinions, ideas, procedures, medications or devices presented in any paper, poster, discussion, forum or panel at the Annual Meeting. Registrants waive any claim against ISHRS arising out of information presented in this course.

Registrants understand and acknowledge that volunteer patients have been asked to participate in the Annual Meeting sessions for educational and training purposes. Registrants shall keep confidential the identity of, and any information received during the Annual Meeting regarding, such volunteer patients.

Registrants further understand and agree that they cannot reproduce in any manner, including, without limitation, photographs, audiotapes and videotapes, the Annual Meeting sessions. All property rights in the material presented, including common law copyright, are expressly reserved to the presenter or to the ISHRS. The sessions may be audio, videotaped, or photographed by the ISHRS.

Registrants also understand that operating rooms and health care facilities present inherent dangers. Registrants shall adhere to universal precautions during any Course, Workshop, or Session that they attend that may utilize cadaveric specimens, cadaveric material or sharps, and that any contact they may have with cadaveric specimens or cadaveric material shall conform to all proper medical practices and procedures for the treatment of patients for whom no medical history is available. In the event that one incurs a needle stick injury, cut, or other exposure to blood borne pathogens, the person shall immediately notify the Course, Workshop, or Session Director and the ISHRS and take such other follow-up measures as deemed appropriate.

By attending this program, in no way does it suggest that participants are trained and/or certified in the discipline of hair restoration surgery. All speakers, topics, and schedules are subject to change without prior notification and will not be considered reasons for refund requests.

Registrants agree to abide by all policies and procedures of the ISHRS. Registrants waive any claim against ISHRS for injury or other damage resulting in any way from course participation.

Message

FROM THE PROGRAM CHAIR

Dear Colleagues,

I would like to welcome all of you to **Kuala Lumpur, one of the most beautiful cities in Asia**. The 22nd ISHRS Annual Scientific Meeting is held at the Shangri-La Hotel with an excellent location, surrounded by shops, restaurants, and bars walkable around the hotel. The famous Petronas Towers is very close and a direct shot with a fabulous, state-of-the-art mall located at the base of the Petronas Towers.

It's the first in history that ISHRS conducted an Annual Scientific Meeting in Asia, and I'm very proud as an Asian to be the Chair.

The theme of this year is **"Reflections for Ultimatum and Evaluation of the Current and New Trends in Hair Restoration Surgery for Optimum Outcomes."**

This year we have a very fine selection of workshops, symposia, and extra courses in which you can find the details in this book. Every one of the session leaders has put together an excellent team of presenters and program. I expect you will really appreciate whichever of the sessions you attend.

New this year are the **e-poster** presentations. They are full of interesting topics for you to see. Please view them all. Also new this

year is **simultaneous interpretation** in Japanese, Spanish and Korean.

It is going to be an exciting and excellent meeting. The scientific sessions are full of practical information and you can apply the knowledge to your practice more or less when you return home. After the feedback from last year's meeting and the annual educational assessment **we have changed some formats**. The scientific session starts with hairline design lectures instead of having the contest as in the past. These include lectures in details of how to design the hairline in different races including the hairlines in women. **Storage solution** is an important topic for you to listen and decide how to choose your storage solution in your practice. "Does PRP works for the treatment of hair loss?" will be extensively discussed. In addition, there are sessions on what is new in **FUE, FUT, and Combo techniques**, and in addition to **body hair transplants**. There are **two video surgical sessions full with new**

information and new techniques for you to watch and ask questions. These are just some of the main highlights. There are more topics of interest that all hair restoration surgeons should attend.

Our three feature speakers will talk at lunch symposium on Thursday, Friday, and Saturday with topics of interest to everyone. We have morning **Coffee with the Experts** table discussions and afternoon Coffee with the Experts tables with different topics for you to select. This is the best opportunity for you to ask more questions from the expert.

This year there is a company-sponsored **Satellite Symposium** organized by Restoration Robotics at 7:30PM on Thursday. Don't miss the last talk on Saturday afternoon to see how the robot making incision and find the differences between robot and human harvesting grafts.

Live Patients Viewing is one of the most educational for you to see the result of others and compare to your own.

Last but not least, this Annual Scientific Meeting does not only provide enhancement and career development but also an opportunity to gain and regain to build a **strong foundation of friendship** from different places and races. I can assure you that the content of this program is worth satisfying and applicable to your practice.

It is a great privilege to serve as Program Chair of 22nd ISHRS Annual Scientific Meeting in KL.

Best regards,

Damkerng Pathomvanich, MD,
Chair
2014 Annual Scientific Meeting



WELCOME



The Petronas Twin Towers rising 88 stories are the jewels of the city.



MEETING VENUE INFORMATION

Shangri-la Hotel Kuala Lumpur

11 Jalan Sultan Ismail
50250 Kuala Lumpur, Malaysia

Hotel Main Phone: (60 3) 2032 2388

Hotel Reservations Phone: (60 3) 2026 8488

www.shangri-la.com/kualalumpur/shangrila/#

FUTURE ISHRS ANNUAL SCIENTIFIC MEETINGS



23RD ANNUAL SCIENTIFIC MEETING

SEPTEMBER 9-13, 2015

CHICAGO HILTON
CHICAGO, ILLINOIS, USA



24TH ANNUAL SCIENTIFIC MEETING

OCTOBER 19-22, 2016
THE WESTIN PLAYA BONITA
PANAMA CITY, PANAMA



WEATHER

Kuala Lumpur enjoys a warm and attractive climate through the year, with mild showers seasonally. Overall, it gets quite warm during the day and cooler at night. October temperatures range from a high of 90°F/32°C to a low of 75°F/24°C. October is a rainy month, so plan to bring an umbrella. Although it can rain any time of day, mornings are usually clearer and the afternoons will almost always have showers, like in most tropical areas.

Some weather rules to follow: (courtesy of Trip Advisor)

The first rule about the weather in Kuala Lumpur is "Don't worry about the weather!" It will always rain at some point of your visit, but you will always see sunshine as well. Except on the east coast of Malaysia during the North-East monsoon season, there will never be a time of non-stop rain throughout the day and night during your visit. Besides, weather in Malaysia is unpredictable and the weather will do what it wants to do. So there is no point stressing out about it.

The second rule is don't bother looking at weather forecasts. It will always perpetually show cloudy with a chance of rain, when the truth is it could be a five minute warm shower in the morning and a blazing hot day for the rest of the time.

The third rule is to carry a small mini-umbrella around with you. Don't bother with raincoats or you will be cooked in the equatorial heat. The umbrella serves a dual purpose of covering you when it rains, and protecting you from the intense heat of the sun most of the times.

The fourth rule is drink plenty of water and keep hydrated at all times. Carry around bottled mineral water to deal with the high humidity.

From: <http://www.tripadvisor.com/Travel-g298310-s2081-Selangor-Malaysia:Weather.And.When.To.Go.html>

PERSONS WITH DISABILITIES

The ISHRS fully complies with the legal requirements of the Americans with Disabilities Act (ADA) and the rules and regulations thereof. If any participant in this educational activity is in need of support services, please notify the ISHRS Headquarters Office at 1-630-262-5399 or info@ishrs.org as soon as possible, and preferably before September 24, 2014.

MEETING ATTIRE

To reflect the tropical climate of Malaysia the attire for the educational sessions is **business casual, no ties**. Presenters may choose to wear ties (optional). Attire at the Saturday Evening Gala Dinner will be black tie optional, or if you prefer, as a tradition of the ISHRS, you may wear a costume reflective of your native country for the Gala Dinner.

OFFICIAL LANGUAGE

The official language of the meeting is English. One-way simultaneous interpretation will be offered in the General Session on Thursday, Friday, and Saturday. The languages offered will be: Korean, Japanese and Spanish. Attendees wishing to utilize a simultaneous interpretation headset must advance register for this option via the registration process.

CANCELLATION/REFUND POLICY

Registration fees, less a \$100.00 administration fee, will be refunded upon written notice of cancellation to the ISHRS office received on or before September 24, 2014. After September 24, 2014, there will be no refund of fees for cancellation or for lack of attendance without notification. It is your responsibility to ensure that your cancellation request has been received by the ISHRS headquarters office. "No shows" who have not pre-paid will be invoiced for the total registration fee.

Those who have registered and are unable to attend due to difficulties in obtaining a visa must notify the Society headquarters prior to the start of the meeting. No refunds will be issued for lack of notification prior to the start of the meeting.

CELLULAR PHONE POLICY

The use of cellular phones in the General Session or workshop rooms is strictly prohibited. Attendees must either turn off or vibrate cellular phones.

VIDEO, PHOTOGRAPHY & AUDIO RECORDING POLICY

Video recording and/or photography are strictly prohibited in all educational sessions. Under no circumstances are video, digital or still cameras to be utilized in the educational sessions. This includes photos and videos taken with cellular phones. **Violators will be dismissed from the meeting.** Audio recording for personal use only is permitted (i.e., for gathering information and NOT for rebroadcast or reproduction). **Photography of scientific material is strictly prohibited. The only exception to the photography policy is photos taken by the official ISHRS photographer, for purposes of podium photos to use in ISHRS publications.**

RULES AND PROPER ETIQUETTE

The Annual Scientific Meeting is an educational activity. Attendees are expected to maintain professional etiquette and extend proper courtesies. Inappropriate behaviors will not be condoned. The meeting should not be used as an opportunity for solicitation of other physicians' staff or other unethical, inappropriate, and distasteful activities. It may seem obvious, but it is inappropriate and rude to make negative or soliciting comments to the live patients in the various sessions. Negative or disparaging comments about a patient's results to the patient are offensive, psychologically hurtful, and violate our ethical commitment to "do no harm." Patients who agree to show their postoperative results, as well as the doctors who bring them, deserve our respect and support for their willingness to subject their results to scrutiny and contribute to our learning experience.

Soliciting business in the meeting rooms or meeting area hallways is prohibited. Only registered exhibitors, in the Exhibit Hall, may solicit business. There will be no distribution of handouts, flyers or promotional items other than the official Abstract Book and workshop/course handouts, or other than exhibitor items in the exhibit hall. Any handout or flyer intended for the handout table by the registration desk must be pre-approved by the ISHRS Executive Director. Any unapproved handouts will be removed and discarded. Inappropriate postings on the message boards will be removed and discarded.

It is vital for the doctors to discuss their complications and show patient photos. Public disclosure of a specific doctor's complications or patients is prohibited. There are ongoing debates in any field of evolving science, and disagreement between professionals is expected. However, inflammatory or inappropriate criticism of any specific ISHRS doctor's or assistant's lecture that has been made in good faith and according to the ethical standards of our Society is prohibited.

The timing of any private social functions must be approved by the ISHRS.

The purpose of these guidelines is not to suppress free speech or to conceal items from the public; rather, it is to encourage a free exchange among doctors without worries that anything said or done will be used against them by a competitor. All doctors have complications at various times, but it takes a special form of integrity to discuss them before a large group of colleagues. By the same token, we understand that most of the non-medical promotional professionals in our field provide a helpful public service while pursuing their business interests. We hope this communication between us will be on a high professional level that will benefit both the field and the patients.

DISCLAIMER

As an educational organization, the ISHRS does not specifically approve, promote or accept the opinions, ideas, procedures, medications or devices presented in any paper, poster, discussion, forum or panel at its Annual Scientific Meetings. **By attending this program, in no way does it suggest that participants are trained and/or certified in the discipline of hair restoration surgery.** All speakers, topics, and schedules are subject to change without prior notification, and will not be considered reasons for refund requests.

Program At-A-Glance & Room Assignments

TUESDAY ★ OCTOBER 7, 2014

7:30AM-4:30PM	Ancillary Meeting: ABHRS Primary Exam
3:00PM-7:00PM	Registration Lower Lobby Foyer, Lower Lobby
3:00PM-8:00PM	Speaker Ready Room Sabah Ante, Basement II

WEDNESDAY ★ OCTOBER 8, 2014

6:30AM-5:30PM	Registration Lower Lobby Foyer, Lower Lobby (with extended exhibitor registration hours until 7:00pm)
6:30AM-6:00PM	Speaker Ready Room Sabah Ante, Basement II
7:30AM-12:00PM	401: Surgical Assistants Program Sarawak, Basement II
8:00AM-4:00PM	ISHRS Board of Governors Meeting Penang, Lower Lobby
8:30AM-6:00PM	402: Basics Course Selangor, Basement II
9:00AM-12:00PM	FUT & FUE Mini Courses 403: FUT Mini Course Mezzanine Boardroom I, Level I 404: FUE Mini Course – Manual Pahang, Lower Lobby 405: FUE Mini Course – SAFE Negeri Sembilan, Lower Lobby
1:00PM-7:00PM	Exhibitors Set-up Grand Ballroom Foyer, Basement II
1:00PM -6:00PM	406: Advanced/Board Review Course Sarawak, Basement II
2:00 PM -5:00PM	FUT/FUE Mini Courses 407: FUT Mini Course Mezzanine Boardroom I, Level I 408: FUE Mini Course – Manual (in SPANISH) Pahang, Lower Lobby 409: FUE Mini Course – PCID Negeri Sembilan, Lower Lobby
6:00PM-6:30PM	Moderators Meeting Sabah Ante, Basement II
6:00PM-9:00PM	Ancillary Meeting: ABHRS Recertification Exam Johore, Lower Lobby

THURSDAY ★ OCTOBER 9, 2014

6:30AM-6:30PM	Registration Lower Lobby Foyer, Lower Lobby
6:30AM-6:30PM	E-Poster Viewing Grand Ballroom (rear), Basement II
7:00AM-6:00PM	Speaker Ready Room Sabah Ante, Basement II

7:00AM-8:30AM	Newcomers Orientation & Speed Networking Selangor, Basement II
8:00AM-9:00AM	Coffee & Pastries Grand Ballroom Foyer, Basement II
8:00AM-7:30PM	Exhibits Viewing Grand Ballroom Foyer, Basement II
8:45AM-2:00PM	ISHRS Chartered Tour: Kuala Lumpur City Tour Departs from Lower Lobby Level Driveway
8:45AM-6:00PM	GENERAL SESSION Grand Ballroom, Basement II
10:20AM-10:40AM	Coffee Break & Visit the Exhibits Grand Ballroom Foyer, Basement II
12:00PM-1:00PM	Box Lunch Grand Ballroom Foyer, Basement II
12:30PM-1:30PM	Lunch Symposium Grand Ballroom, Basement II
3:30PM-3:50PM	Coffee Break & Visit the Exhibits Grand Ballroom Foyer, Basement II
6:00PM-7:30PM	Welcome Reception Grand Ballroom Foyer, Basement II
7:30PM-9:30PM	111: Company Sponsored Satellite Symposium: Restoration Robotics Grand Ballroom, Basement II
7:30PM-9:30PM	Ancillary Meeting: AAHRS Board of Governors Meeting Penang, Lower Lobby
7:30PM-9:30PM	Ancillary Meeting: ABHRS Board of Directors Meeting Pahang, Lower Lobby

FRIDAY ★ OCTOBER 10, 2014

6:00AM-6:00PM	Speaker Ready Room Sabah Ante, Basement II
6:30AM-6:30PM	Registration Lower Lobby Foyer, Lower Lobby
7:00AM-6:00PM	E-Poster Viewing Grand Ballroom (rear), Basement II
7:00AM-8:30AM	Workshops 201: Bioenhancements Kedah, Basement II 202: Scalp Micropigmentation Selangor I, Basement II 203: Top 10 Clinical Pearls Perak, Basement II
8:00AM-9:00AM	Coffee & Pastries Grand Ballroom Foyer, Basement II
8:00AM-6:00PM	Exhibits Viewing Grand Ballroom Foyer, Basement II
8:45AM-2:00PM	ISHRS Chartered Tour: Batu Caves Departs from Lower Lobby Level Driveway
8:45AM-6:00PM	GENERAL SESSION Grand Ballroom, Basement II
10:10AM-10:30AM	Coffee Break & Visit the Exhibits Grand Ballroom Foyer, Basement II

12:45PM-1:45PM	Box Lunch Grand Ballroom Foyer, Basement II
1:15PM-2:15PM	Lunch Symposium Grand Ballroom, Basement II
4:00PM-5:00PM	Visit the Exhibits/ Coffee Grand Ballroom Foyer, Basement II
4:00PM-5:00PM	Coffee with the Experts Grand Ballroom, Basement II
7:00PM-9:30PM	211: M&M Conference Grand Ballroom, Basement II

SATURDAY ★ OCTOBER 11, 2014

7:00AM-8:00AM	Global Council of Hair Restoration Societies Meeting Johore, Basement II
7:00AM-3:30PM	E-Poster Viewing Grand Ballroom (rear), Basement II
7:45AM-4:30PM	Registration Lower Lobby Foyer, Lower Lobby
7:45AM-8:45AM	Coffee & Pastries Grand Ballroom Foyer, Basement II
8:00AM-8:55AM	Coffee with the Experts Grand Ballroom, Basement II
8:00AM-3:45PM	Speaker Ready Room Sabah Ante, Basement II
8:30AM-2:15PM	Exhibits Viewing Grand Ballroom Foyer, Basement II
9:00AM-4:10PM	GENERAL SESSION Grand Ballroom, Basement II Level
8:45AM-2:00PM	ISHRS Chartered Tour: Rainforest & Canopy Walk Departs from Lower Lobby Level Driveway
9:35AM-9:50AM	Poster Awards & Discussion of 1st Place Poster Grand Ballroom, Basement II I
9:50AM-10:40AM	General Membership Business Meeting & Service Awards Grand Ballroom, Basement II
10:40AM-11:05AM	Coffee Break & Visit the Exhibits Grand Ballroom Foyer, Basement II
12:45PM-1:45PM	Box Lunch Grand Ballroom Foyer, Basement II
1:15PM-2:15PM	Lunch Symposium Grand Ballroom, Basement II
4:10PM-5:00PM	Live Patient Viewing <i>Refreshments available in room</i> Selangor, Basement II
4:30PM -5:30PM	CME Committee Meeting Johore, Lower Lobby Level
5:00PM	Meeting Adjourns
7:00PM-12:00AM	Gala Dinner/Dance & Awards Ceremony Grand Ballroom, Basement II



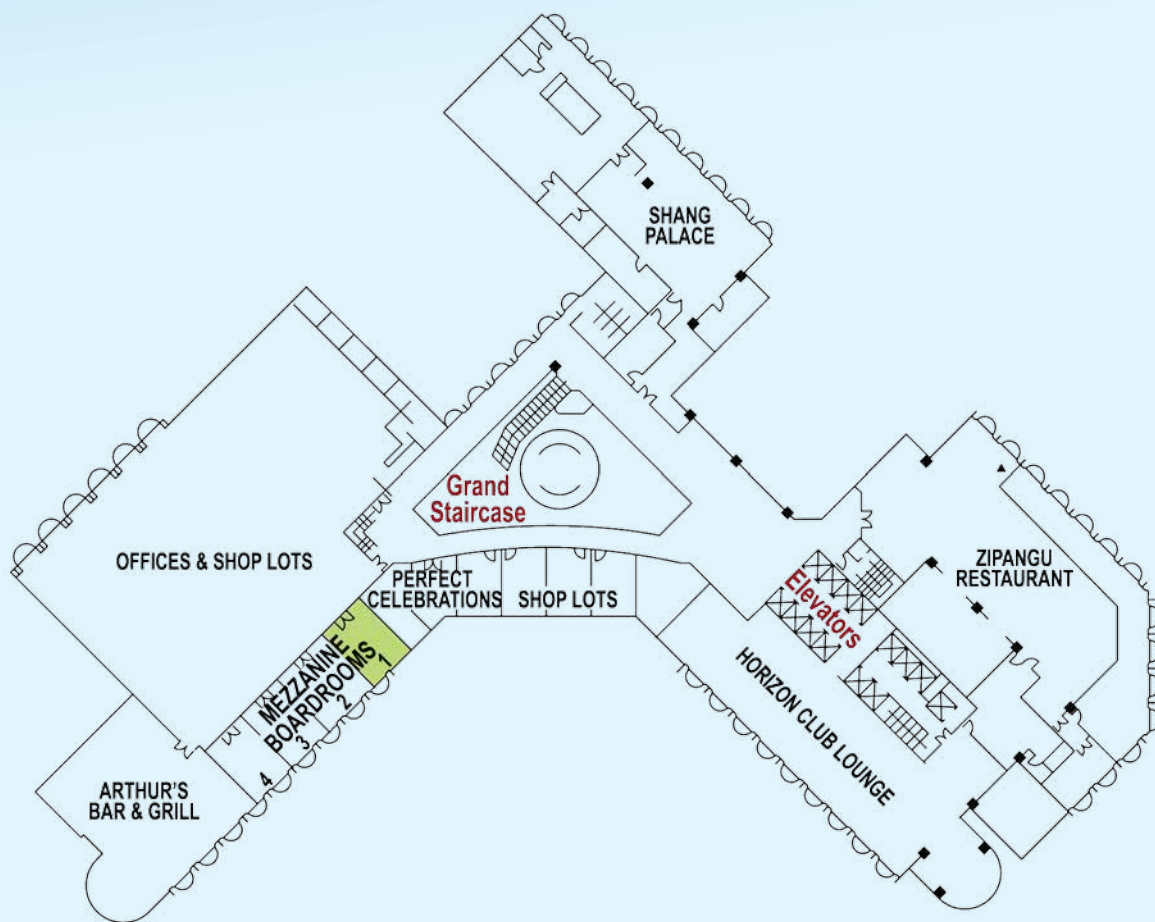
Meeting Space Floor Plan

LOBBY ★ Street Level

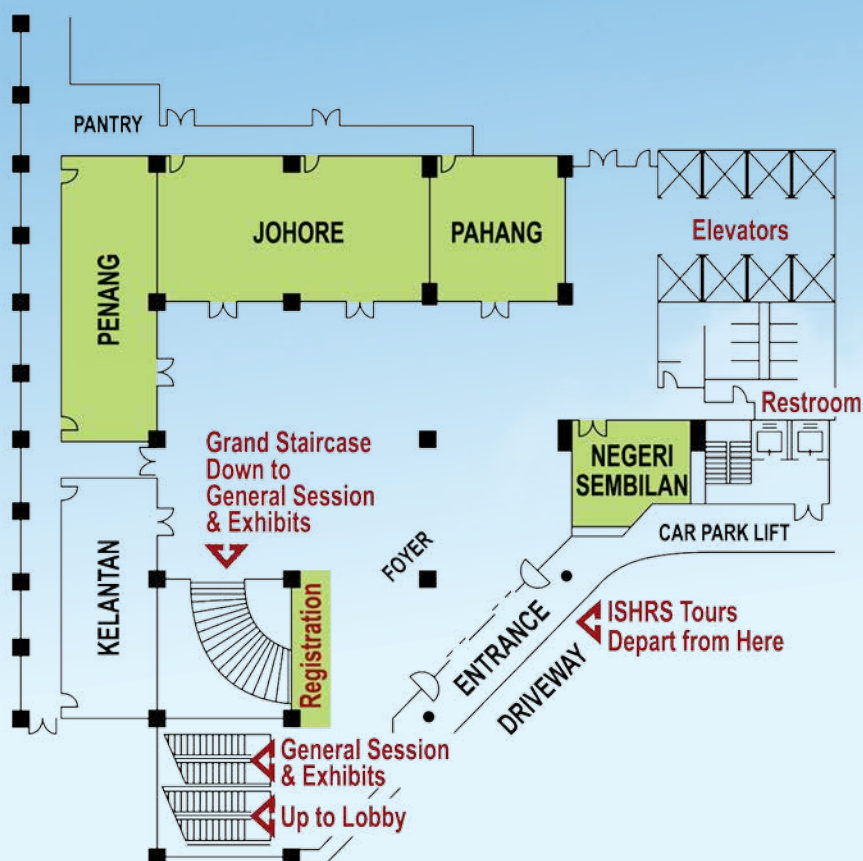
LOWER LOBBY ★ ISHRS Registration

BASEMENT II ★ General Session & Exhibits

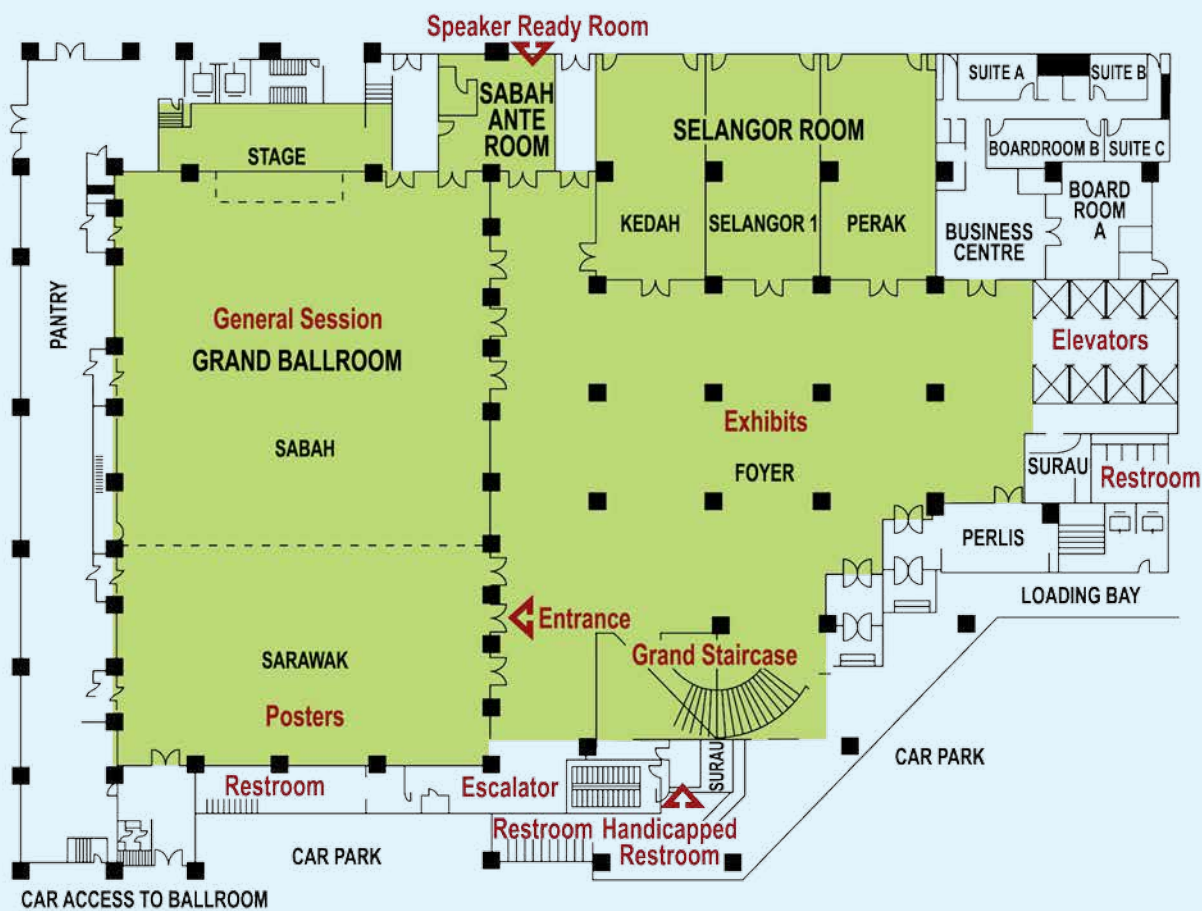
LOBBY

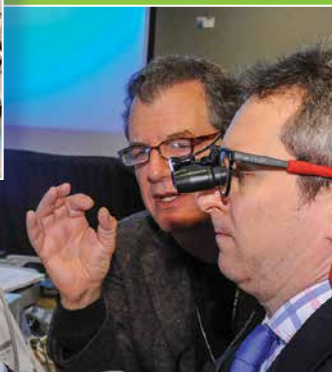


LOWER LOBBY



BASEMENT II





ISHRS MEETING

Newcomers Program



Russell G. Knudsen, MBBS

Welcome Newcomers!

In its sixth year, this program is designed to help our newest ISHRS meeting attendees become acquainted with the Society, its members, and the field.

"Newcomers" were paired with volunteer member "hosts" prior to the meeting and with an option to extend the collegial relationship for 2 years as an informal mentorship relationship.

Pairs are encouraged to e-mail or talk prior to the meeting, to attend the Newcomers Orientation & Speed Networking session, to sit together during the Thursday opening session, and for the host to make the newcomer feel welcome by introducing him/her to other ISHRS members.

All registration categories were welcome to participate.

For those interested in participating in next year's annual meeting, please notify ISHRS Headquarters, info@ishrs.org.

TUESDAY ★ OCTOBER 7, 2014

7:30AM-4:30PM Ancillary Meeting: ABHRS Primary Exam

3:00PM-7:00PM Registration

3:00PM-8:00PM Speaker Ready Room

3:00PM-5:15PM ISHRS Executive Committee Meeting
(invitation only)

WEDNESDAY ★ OCTOBER 8, 2014

6:30AM-5:30PM Registration

6:30AM-6:00PM Speaker Ready Room

7:30AM-12:00PM 401 – Surgical Assistants Program
(ticket required)

8:00AM-4:00PM ISHRS Board of Governors Meeting
(invitation only)

8:30AM-6:00PM 402 – Basics Course (ticket required)

9:00AM-12:00PM 403-405 – FUT & FUE Mini Courses
(ticket required)

1:00PM-6:00PM 406 – Advanced/Board Review Course
(ticket required)

1:00PM-7:00PM Exhibitors Set-up

2:00PM-5:00PM 407-409 – FUT & FUE Mini Courses
(ticket required)

6:00PM-9:00PM Ancillary Meeting: ABHRS Recertification Exam

THURSDAY ★ OCTOBER 9, 2014

6:30AM-6:30PM	Registration
6:30AM-6:30PM	E-Poster Viewing
7:00AM-6:00PM	Speaker Ready Room
7:00AM-8:30AM	Newcomers Orientation & Speed Networking (ticket required)
8:00AM-9:00AM	Coffee & Pastries
8:00AM-7:30PM	Exhibits
8:45AM-2:00PM	ISHRS Chartered Tour: Kuala Lumpur City Tour (ticket required)
8:45AM-6:00PM	GENERAL SESSION
8:45AM-9:15AM	WELCOME TO THE 22ND ANNUAL SCIENTIFIC MEETING
	LEARNING OBJECTIVE Describe program goals – to understand the art and science of hair restoration surgery, including hairline placement, storage solutions, FUT, FUE, difficult cases, complications, surgical techniques, new instruments, and the future of hair transplantation.
8:45AM-9:00AM	15 Malay Welcome
9:00AM-9:05AM	5 Program Chair Welcome & Announcements
001	Damkerng Pathomvanich, MD
9:05AM-9:15AM	10 President's Address
002	Vincenzo Gambino, MD, FISHRS

9:15AM-10:20AM **HAIRLINE DESIGN**

Panel: Nilofer P. Farjo, MBChB, FISHRS, Russell G. Knudsen, MBBS, FISHRS, Melvin L. Mayer, MD, FISHRS, Damkerng Pathomvanich, MD, Ronald L. Shapiro, MD

LEARNING OBJECTIVE

Compare and contrast different surgeons' approaches to designing hairlines and temporal points.

9:15AM-9:20AM **5 Moderator Introduction**

003 Russell G. Knudsen, MBBS, FISHRS

9:20AM-9:27AM **7 Asian Hairline**

004 Damkerng Pathomvanich, MD

9:28AM-9:35AM **7 Caucasian Hairline**

005 Ronald L. Shapiro, MD

9:35AM-9:42AM **7 African Hairline**

006 Melvin L. Mayer, MD, FISHRS

9:43AM-9:50AM **7 Woman Hairline**

007 Nilofer P. Farjo, MBChB, FISHRS

9:51AM-9:58AM **7 Transsexual Hairline**

008 Russell G. Knudsen, MBBS, FISHRS

9:58AM-10:20AM **22 Q&A**10:20AM-10:40AM **Coffee Break & Visit the Exhibits**

OFFERED IN GENERAL SESSION

Simultaneous Interpretation

NEW THIS YEAR – One-way simultaneous interpretation will be offered in the General Sessions on Thursday, Friday, and Saturday. The languages offered will be – interpretation from English to Japanese, Korean, and Spanish.

- ▶ Please be sure to reserve a headset when completing your meeting registration. A limited number of headsets are available. A nominal fee of \$10 USD will be charged for each headset rental.
- ▶ Each individual who reserves a headset will be issued a personalized, reusable ticket to be exchanged each day for a headset. Attendees should be careful to receive their ticket back at the end of each day.
- ▶ At the conclusion of the meeting those who have not returned their headset will be charged the actual cost to replace the headset (\$400 USD).

Japanese
Korean
Spanish

10:40AM-11:28AM WHAT SHOULD WE USE FOR OUR STORAGE SOLUTIONS?

LEARNING OBJECTIVES

- Demonstrate understanding of basic biology of molecular influences on follicular behavior.
- Describe effect of ATP on follicle viability.

10:40AM-10:42AM 2 Moderator Introduction**009** Jerry E. Cooley, MD**10:42AM-10:48AM 6 NSS/Ringers Lactate****010** John P. Cole, MD**10:49AM-10:55AM 6 Plasmalyte A****011** Timothy P. Carman, MD, FISHS**10:55AM-11:01AM 6 Hypothermasol****012** Jerry E. Cooley, MD**11:02AM-11:08AM 6 ATPv****013** William Ehringer, PhD**11:08AM-11:14AM 6 Williams E Medium****014** Damkerng Pathomvanich, MD**11:14AM-11:28AM 14 Q&A****11:30AM-12:00PM INADEQUATE GROWTH: WHY?**

- 016** Panel: John P. Cole, MD,
017 Sungjoo Tommy Hwang, MD, PhD,
018 William R. Rassman, MD,
019 Antonio S. Ruston, MD,
020 Sandeep Sattur, MS, MCh

LEARNING OBJECTIVE

Describe the proper techniques for donor harvesting (FUT and FUE) using bioenhancements for storage solutions in mega session, minimizing trauma during insertion, and preventing graft desiccation.

11:30AM-11:32AM 2 Moderator Introduction**015** Mario Marzola, MBBS**11:32AM-11:50AM 18 Panel Discussion****11:50AM-12:00PM 10 Q&A****12:00PM-1:00PM Box Lunch**

For all registered attendees and exhibitors. Use the ticket in your registration packet to obtain a boxed lunch. You may choose to enjoy your lunch break by attending the lunch symposium, visiting the exhibits, or enjoying a break in the garden, lobby areas, or in your hotel room.

12:30PM-1:30PM Lunch Symposium

- 021** Moderator: Francisco Jimenez, MD, FISHS
022 Panel: Mario Marzola, MBBS,
023 Valerie A. Randall, PhD, Desmond J. Tobin, PhD,
024 and Ken Washenik, MD, PhD

**ADVANCES IN HAIR BIOLOGY LECTURE
The Aging Scalp and Its Hallmark Gray Hair**

FEATURED GUEST SPEAKER

025 Desmond J. Tobin, PhD, FSB, FRCPath

Professor of Cell Biology, Centre for Skin Sciences
 (Director), University of Bradford, Bradford, UK

*The Advances in Hair Biology Lectureship is
 generously supported by a grant from BOSLEY.*

**2:00PM-2:45PM PLATELET RICH PLASMA IN HAIR
RESTORATION SURGERY**

LEARNING OBJECTIVE

Describe the techniques of how to prepare platelet rich plasma (PRP) and its use in androgenetic alopecia.

2:00PM-2:02PM 2 Moderator Introduction**026** Fabio M. Rinaldi, MD**2:03PM-2:10PM 7 How I Prepare PRP for the Treatment of
Hair Loss****027** Fabio M. Rinaldi, MD**2:10PM-2:16PM 6 Role of Platelet Plasma Growth Factors in
Male Pattern Baldness Surgery:
A Pilot Study****028** Amrendra Kumar, MD**2:17PM-2:27PM 10 Multi-Center, Placebo Controlled, Double
Blind, Study of the Effectiveness of Platelet
Rich Plasma (PRP) Therapy in Patients with
Congenital Female Patterned Hair Loss****029** Carlos J. Puig, DO, FISHS**2:27PM-2:32PM 5 Alternative Treatments: Carboxytherapy +
PRP Just How Sustainable Are the Results?****030** Samuel Van Eeden, MD**2:32PM-2:45PM 13 Q&A**


Welcome



2:47PM-3:30PM **HAIR TRANSPLANTATION IN NON-AGA & SCARRING ALOPECIA**

LEARNING OBJECTIVE

Describe diagnostic hallmarks and indications for hair transplantation in non-AGA and scarring alopecia.

2:47PM-2:57PM **10 Moderator Introduction & Review**

031 Paul J. McAndrews, MD, FISHRS

2:57PM-3:04PM **7 To Transplant or Not to Transplant: Challenges in Management of Various Hair Disorders**

032 Eileen Tan, MBBS, FISHRS

3:05PM-3:12PM **7 As Scarring Alopecias Become More Prevalent, A Misdiagnosis Can Result in Disappointing Surgical Results**

033 Shelly A. Friedman, DO, FISHRS

3:12PM-3:19PM **7 Comparison of the Results of Hair Restoration Surgery in Cicatricial Alopecias Induced by Inflammatory Diseases with Cicatricial Alopecias Induced by Traumatic Events**

034 Gholamali Abbasi, MD

3:19PM-3:30PM **II Q&A**

3:30PM-3:50PM **Coffee Break & Visit the Exhibits**

3:50PM-4:18PM **MANAGEMENT OF DONOR WOUND**

LEARNING OBJECTIVE

Describe the techniques to minimize donor scars and prevent wound dehiscence.

3:50PM-3:52PM **2 Moderator Introduction**

035 Edwin S. Epstein, MD, FISHRS

3:52PM-3:59PM **7 Graft Assisted Donor Closure**

036 Arvind Poswal, MBBS

4:00PM-4:07PM **7 RIDI; Re-grafting in Donor Incision Site**

037 Young-geun Ryu, MD

4:07PM-4:18PM **II Q&A**

4:20PM-4:58PM **BODY HAIR TRANSPLANTS**

LEARNING OBJECTIVE

Demonstrate different techniques in body hair transplantation.

4:20PM-4:30PM **10 Moderator Introduction and Review of Body Hair**

038 Robert H. True, MD, MPH, FISHRS

4:30PM-4:37PM **7 Eyebrow Transplantation**

039 Sara M. Wasserbauer, MD

4:38PM-4:43PM **5 FUE and Use of Implanter in Eyebrow Restoration**

040 Julieta Arambulo, MD

4:43PM-4:50PM **7 Leg Hair: Ideal Donor for Eyelash Transplant?**

041 Sanusi Umar, MD

4:50PM-4:58PM **8 Q&A**

WELCOME RECEPTION

DATE: Thursday ★ October 9, 2014

TIME: 6:00PM-7:30PM

FEE: No extra fee required.

LOCATION: ISHRS Exhibit Hall in the Grand Ballroom Foyer

JOIN US IN THE EXHIBIT AREA after the first invigorating day of the meeting to socialize, unwind and sample the local flavors of Kuala Lumpur.

The Welcome Reception is a great opportunity to spend time talking with exhibitors and reviewing their products and services in a relaxed atmosphere.



Cocktails and light hors d'oeuvres will be served. This event is open to all meeting attendees, their guests, and exhibitors.



5:00PM-6:00PM DIFFICULT & COMPLICATED HAIR TRANSPLANT CASES

LEARNING OBJECTIVES

- Discuss challenging and atypical cases and treatment options.
- Recognize surgical limitations in marginal candidates and develop appropriate treatment plans for these patients.

5:00PM-5:02PM 2 Moderator Introduction

042 William R. Rassman, MD

5:02PM-5:10PM 8 Trading Places! An FUE Surgeon Becomes an FUE Patient and Re-evaluates

043 Konstantinos K. Anastassakis, MD, PhD

5:11PM-5:19PM 8 Brugada Syndrome and Tachyarrhythmia: How Should We Treat Dangerous Arrhythmia?

044 Kuniyoshi Yagyu, MD, FISHRS

5:20PM-5:27PM 7 Q&A

5:28PM-5:37PM 9 Central Necrosis of Mid-scalp in Recipient Area after Hair Transplantation

045 Gholamali Abbasi, MD

5:38PM-5:46PM 8 OMG! What Happened to My Patient?

046 Wen-Yi (Danny) Wu, MD, FISHRS

5:47PM-6:00PM 13 Q&A

6:00PM-7:30PM Welcome Reception (in Exhibit Hall)

7:30PM-9:30PM III – Company-Sponsored Satellite Symposium: Restoration Robotics (ticket required)

7:30PM-9:30PM Ancillary Meeting: AAHRS Board of Governors Meeting

7:30PM-9:30PM Ancillary Meeting: ABHRS Board of Directors Meeting



FRIDAY ★ OCTOBER 10, 2014

6:00AM-6:00PM Speaker Ready Room

6:30AM-6:30PM Registration

7:00AM-8:30AM 201-203 – Workshops (ticket required)

7:00AM-6:00PM E-Poster Viewing

8:00AM-6:00PM Exhibits

8:00AM-9:00AM Coffee & Pastries

8:45AM-2:00PM ISHRS Chartered Tour: Batu Caves & Temple Tour with Visits to Royal Selangor Pewter Factory and the Malaysian Batik Cottage (ticket required)

8:45AM-6:00PM GENERAL SESSION

8:45AM-9:05AM THE ROLES OF ANCILLARY STAFF IN THE OPERATING ROOM

8:45AM-8:47AM 2 Moderator Introduction

047 Vincenzo Gambino, MD, FISHRS

8:47AM-9:02AM 15 Who Can Do What: The Standard of Care and Legal Perspectives

048 Peter A. Gaido, JD, Gaido & Fitzen Attorneys at Law, Chicago, Illinois, USA

9:02AM-9:07AM 5 Q&A

111–COMPANY-SPONSORED SATELLITE SYMPOSIUM: RESTORATION ROBOTICS (NON-CME)

DATE: Thursday ★ October 9, 2014

TIME: 7:30PM-9:30PM

FEE: No charge, but you must advance register. A ticket is required to enter this session.

LEVEL: Limited to Physicians Only, All Levels

FACULTY: Robert T. Leonard, Jr., DO, FISHRS and Chien Hsun Chen, MD

A Quantum Leap Forward in Technology: The ARTAS® Robotic System and ARTAS Hair Studio™

Learn how the ARTAS® Robotic System has evolved through the years and see the international debut of the ARTAS Hair Studio™ Application, which allows you to build a photographic- based 3D model of your patient and then design personalized outcome options with your patient during the consultation. Dr. Leonard and Dr. Chen will share their personal experience on how they embraced the ARTAS Robotic Procedure and integrated it into their busy practices.

Dinner will be served. Registration is limited.

This company-sponsored Satellite Symposium is independent of the ISHRS Annual Scientific Meeting activities and is not accredited by the ISHRS.



9:10AM-10:10AM	DONOR HARVESTING: FUT – STAND THE TEST OF TIME
	LEARNING OBJECTIVE Describe the techniques of strip harvesting and closure with different methods to minimize transection and scar.
9:10AM-9:12AM	2 Moderator Introduction
049	Vincenzo Gambino, MD, FISHRS
9:12AM-9:22AM	10 FUT Highlights Videos
050	Bradley R. Wolf, MD, FISHRS &
051	Robert S. Haber, MD, FISHRS
9:22AM-9:29AM	7 Proper Measurement Method of the Two Components of Scalp Laxity: Elasticity and Gliability
052	Jae Hyun Park, MD
9:30AM-9:37AM	7 Laser Lax: A New Tool to Maximize Donor Harvesting for Safety Closure
053	Chinmanat Tangjaturonrusamee, MD
9:37AM-9:44AM	7 Human Recombinant Hyaluronidase as a Routine Adjunct in Donor Strip Harvesting
054	Robert H. True, MD, MPH, FISHRS
9:45AM-9:52AM	7 The Use of Metal Sutures in Occipital Strip Excision: A Retrospective Study
055	Bradley R. Wolf, MD, FISHRS
9:52AM-10:10AM	18 Q&A
10:10AM-10:30AM	Coffee Break & Visit the Exhibits
10:30AM-11:50AM	DONOR HARVESTING: FUE – ON THE RISE
	LEARNING OBJECTIVE Describe different techniques of FUE to minimize transection and grafts handling.
10:30AM-10:32AM	2 Moderator Introduction
056	Alex Ginzburg, MD
10:32AM-10:42AM	10 FUE Highlights Videos
057	John P. Cole, MD,
058	James A. Harris, MD, FISHRS, and
059	Jean Devroye, MD, FISHRS
10:42AM-10:54AM	12 Genomics Comparison of Hair Follicles from FUT, FUE, and Plucks
060	Bradley R. Wolf, MD, FISHRS
10:55AM-11:02AM	7 Real-Transection Rate in FUE; Hidden Transection of Follicular Units Within Donor Area
061	Dae-young Kim, MD, PhD, FISHRS
11:02AM-11:09AM	7 Treading the FUE Path – Pearls and Pitfalls
062	Tejinder Bhatti, MBBS, MCh
11:10AM-11:15AM	5 Q&A

11:15AM-11:22AM	7 A Fruit Hanging Too Low to be Seen? “Minimal Depth Control” for Preventing Tissue Damage in the FUE Donor Area
063	Conradin von Albertini, MD
11:22AM-11:27AM	5 Transections in FUE Technique: Definition, Consequences, Management
064	Jean Devroye, MD, FISHRS
11:28AM-11:35AM	7 FUE: Ideas to Improve Efficiency, Speed and Integration
065	Antonio S. Ruston, MD
11:35AM-11:50AM	15 Q&A
11:55AM-12:45PM	DONOR HARVESTING: THE COMBINATION OF FUT AND FUE – THE WIN-WIN FOR THE FUTURE?
	LEARNING OBJECTIVE Describe a combination of FUE and FUT to gain more grafts and reduce FUT scar.
11:55AM-11:57AM	2 Moderator Introduction
066	Jean Devroye, MD, FISHRS
11:57AM-12:02PM	5 Combo Highlight Video
067	Márcio Crisóstomo, MD
12:02PM-12:09PM	7 The Combined Technique (FUE + Strip) With Minimal Shaving: Better Results, Minimal Downtime
068	Márcio Crisóstomo, MD
12:10PM-12:15PM	5 Evaluating Graft Quality in FUT + FUE Combined Procedures to Compare the Two Techniques
069	Emre Karadeniz, MD
12:15PM-12:22PM	7 Combining FUT (Strip) and FUE (Follicular Unit Extraction) Techniques for Maximizing the Yield of Single Sitting Hair Transplant
070	Suneet Soni, MBBS, MS, MCh
12:23PM-12:30PM	7 The Usefulness of Combined Technique of Hair Transplantation (FUT and FUE) in a Repair Case of a Patient After Scalp Reduction Surgery
071	Marwan Saifi, MD
12:30PM-12:45PM	15 Q&A
12:45PM-1:45PM	Box Lunch
	For all registered attendees and exhibitors. Use the ticket in your registration packet to obtain a boxed lunch. You may choose to enjoy your lunch break by attending the lunch symposium, visiting the exhibits, or enjoying a break in the garden, lobby areas, or in your hotel room.

- 1:15PM-2:15PM **Lunch Symposium**
- 072** Moderator: Nilofer P. Farjo, MBChB, FISHRS
- 073** Panel: Francisco Jimenez, MD, FISHRS,
- 074** Valerie A. Randall, PhD, and Ken Washenik, MD, PhD

NORWOOD LECTURE

Is a Glaucoma Drug the Next Treatment for Hair Loss?

FEATURED GUEST SPEAKER

075 **Valerie A. Randall, PhD**

*Professor of Biomedical Sciences,
Centre for Skin Sciences, School of Life Sciences,
University of Bradford, Bradford, UK*

2:45PM-3:55PM **ANDROGENETIC ALOPECIA: CURRENT & POSSIBLE FUTURE NON-SURGICAL TREATMENTS**

LEARNING OBJECTIVE

Review the latest study of efficacy and safety of drug and other related treatments in androgenetic alopecia.

- 2:45PM-2:47PM** **2 Moderator Introduction**
- 076** Carlos J. Puig, DO, FISHRS

2:47PM-3:07PM **20 Androgenetic Alopecia: New Insights into the Role of the Arrector Pili Muscle in Hair Biology**

FEATURED GUEST SPEAKER

077 **Rodney Sinclair, MBBS, MD**

*Professor of Dermatology,
University of Melbourne, Australia*

3:07PM-3:12PM **5 Q&A**

- 3:12PM-3:24PM** **12 Clinicotherapeutic Updates and Controversy in Hair Loss Treatments**
- 078** Ken Washenik, MD, PhD

- 3:25PM-3:37PM** **12 Low Level Laser Therapy (LLLT): How Does it Work? What is the Difference Between the Different Devices?**

079 Sharon A. Keene, MD

3:37PM-3:55PM **18 Q&A**

3:55PM-4:00PM **Break**

4:00PM-5:00PM **COFFEE WITH THE EXPERTS or Visit the Exhibits/Coffee**

Open to all attendees on a first-come, first-served basis. This is an informal session for small groups to discuss a specific topic as noted on the list. The round tables in the General Session room will be labeled with a topic and table leader's name. You may sit at any table you like and rotate to as many tables as you wish.

At the half-way point, an announcement will be made so attendees can switch to another table if they choose. The table leader will repeat any mini-presentations or opening remarks about the topic. Coffee is available in the exhibit area.

LEARNING OBJECTIVE

Discuss various hair restoration surgery topics in-depth in small groups.

- 080** **1. FUE Mega Session**
John P. Cole, MD
- 081** **2. Optimal Hairline Design**
Ronald L. Shapiro, MD
- 082** **3. Eyelash Transplantation**
Alan J. Bauman, MD
- 083** **4. Robotic FUE Personal Experience**
Sara M. Wasserbauer, MD &
084 Gregory Williams, MD
- 085** **5. Hair Transplantation in the Young Age Group**
Vincenzo Gambino, MD, FISHRS
- 086** **6. Vertex Design & Technique in HT: Make it Easy**
Ken L. Williams, DO
- 087** **7. Beard FUE**
Robert H. True, MD, MPH, FISHRS
- 088** **8. Chest Hair FUE**
Arvind Poswal, MBBS
- 089** **9. Eyebrow Transplantation**
Marcelo Pitchon, MD
- 090** **10. Scalp Micropigmentation**
William R. Rassman, MD &
091 Milena Lardi
- 092** **11. Female Pattern Hair Loss**
Paul C. Cotterill, MD, FISHRS
- 093** **12. The Importance of Pre- and Post-operative Care WE MUST Know**
Rajesh Rajput, MCh, FISHRS &
094 Manoj Khanna, MBBS, MSMCh
- 095** **13. How to Set-up a Hair Restoration Practice and Marketing**
Bessam K. Farjo, MBChB, FISHRS &
096 Jennifer H. Martinick, MBBS
- 097** **14. Understanding Cell Multiplication and Future Therapies**
Ken Washenik, MD, PhD &
098 Rodney Sinclair, MBBS, MD
- 099** **15. How to Take Photos and Video for Presentations with Efficiency**
Robert S. Haber, MD, FISHRS &
100 Arthur Tykocinski, MD, FISHRS



16. **Emergency Intervention in Hair Restoration Surgery**
 Carlos J. Puig, DO, FISHRS
17. **The Role of Dull Punch in FUE**
 James A. Harris, MD, FISHRS
18. **Chinese-Speaking Table: HT in Chinese Population**
 Wen-Yi (Danny) Wu, MD, FISHRS
19. **Japanese-Speaking Table: The Key to Safe Operation: How to Manage Dangerous Arrhythmia and Coronary Artery Disease**
 Kuniyoshi Yagyu, MD, FISHRS
20. **Korean-Speaking Table: Hair Line Design in East Asian Men & Women**
 Sungjoo Tommy Hwang, MD, PhD
21. **Spanish-Speaking Table: FUE & Implanting Pen**
 José Lorenzo, MD
22. **Surgical Assistants Table: The Role of Surgical Assistants in Hair Transplantation Surgery**
 Brandi J. Burgess & Tina M. Lardner

5:05PM-6:00PM **ADVANCED SURGICAL VIDEOS I**

LEARNING OBJECTIVE

Compare and contrast different surgeons' approaches in hair restoration surgery.

- 5:05PM-5:07PM **2 Moderator Introduction**
 I09 Sungjoo Tommy Hwang, MD, PhD
- 5:07PM-5:12PM **5 Easy Tools: How to Modify Needles to Make Ergonomic Tips**
 I10 Carlos Velasco, MD
- 5:12PM-5:17PM **5 Tricological Osteopathy D'Ambra's Method**
 I11 Francesco D'Ambra, MD
- 5:18PM-5:23PM **5 Alternative Techniques for Transplanting the Crown with an Implanter**
 I12 Ji-sup Ahn, MD, FISHRS
- 5:23PM-5:28PM **5 How to Perform Painless Anesthesia with Blunt Needles**
 I13 Francisco Jimenez, MD, FISHRS
- 5:28PM-5:33PM **5 Q&A**
- 5:33PM-5:38PM **5 Both-handed Implanter Technique**
 I14 Jae-Heon Jung, MD
- 5:39PM-5:44PM **5 The Combi Technique**
 I15 Sreedhar Pothula, MDS
- 5:45PM-5:50PM **5 Scar Revision on Donor Site without Excision**
 I16 Yi-Jung Lin, MD

5:50PM-6:00PM **10 Q&A**

7:00PM-9:30PM **211 – ISHRS & ABHRS M&M Conference** (ticket required)

211-ISHRS & ABHRS MORBIDITY AND MORTALITY (M&M) CONFERENCE

DATE: Friday ☀ October 10, 2014

TIME: 7:00PM-9:30PM

FEE: \$75

LEVEL: Limited to Physicians Only,
All Levels

DIRECTOR: Scott A. Boden, MD, FISHRS

FACULTY: Nilofer P. Farjo, MBChB, FISHRS,
Kamran Jazayeri, MD,
Hamidreza Kahnammuee, MD,
Parsa Mohebi, MD, FISHRS,
Farhad S. Rejali, MD, Sara M. Wasserbauer, MD



Scott A. Boden, MD

The Morbidity and Mortality (M&M) Conference is an opportunity to learn about the complications that have been encountered in the practice of hair restoration. We are usually happy to share the stories and photos of great patient outcomes; the M&M Conference is a chance to share and learn from our colleagues when patient care doesn't go the way we hoped it would.

Traditionally, M&M conferences are recurring meetings held by medical services at academic medical centers, most large private medical and surgical practices, and other medical centers. They are peer reviews of mistakes made or complications that occur during the care of patients. The objective of the conference is to provide recommendations on how to eliminate the likelihood of repeat occurrences. Information presented at the M&M Conference is protected and held in confidence, and all attendees are required to sign a confidentiality agreement.

Morbidity and mortality conferences are non-punitive and focus on the goal of improved patient care. The proceedings highlight recent cases and identify areas of improvement for clinicians involved in the case. Publicly presenting our complications takes tremendous courage but ultimately leads to the very best learning opportunities. Physicians will present their cases and then audience members will formulate and pose questions to the presenter to discuss how the case may have been managed differently.

Dinner will be served and is included in the course fee. Registration is limited.

Please consider submitting a case, which will be reviewed for inclusion in this or future M&M conferences.

LEARNING OBJECTIVES

Upon completion of the course you will be able to:

- Learn from complications and errors, to modify future patient care based on previous experiences.
- Prevent the repetition of errors leading to complications.
- Identify areas for future improvement and evaluate systems issues which affect patient care.



SATURDAY ★ OCTOBER 11, 2014

7:00AM-8:00AM	Global Council of Hair Restoration Surgery Societies Meeting (invitation only)
7:00AM-3:30PM	E-Poster Viewing
7:45AM-8:45AM	Coffee & Pastries
7:45AM-4:30PM	Registration
8:00AM-3:45PM	Speaker Ready Room

8:00AM-8:55AM COFFEE WITH THE EXPERTS

Open to all attendees on a first-come, first-served basis. This is an informal session for small groups to discuss a specific topic as noted on the list. The round tables in the General Session room will be labeled with a topic and table leader's name. You may sit at any table you like and rotate to as many tables as you wish. At the half-way point, an announcement will be made so attendees can switch to another table if they choose. The table leader will repeat any mini-presentations or opening remarks about the topic. Coffee is available in the exhibit area.

LEARNING OBJECTIVE

Discuss various hair restoration surgery topics in-depth in small groups.

- I17 1. **FUE – My Personal Technique**
Melike Kulahci, MD
- I18 2. **How to Perform Giga Session with Efficiency**
Akaki Tsilosani, MD, PhD
- I19 3. **Combination Between FUT and FUE: The Future in Hair Transplantation?**
Márcio Crisóstomo, MD
- I20 4. **How I Prepare My PRP**
Fabio M. Rinaldi, MD
- I21 5. **Bioenhancements in Hair Transplantation**
Jerry E. Cooley, MD
- I22 6. **How to Select the Optimal Tool for FUE**
Jean Devroye, MD, FISHRS
- I23 7. **Management of Wide Donor Scar with Efficiency**
Vincenzo Gambino, MD, FISHRS
- I24 8. **How to Avoid Complications in Hair Transplantation**
William R. Rassman, MD
- I25 9. **Expanders & ISHRS's Operation Restore Program**
Jerzy R. Kolasinski, MD, PhD, FISHRS
- I26 10. **Management of Recipient Site**
Melvin L. Mayer, MD, FISHRS

- I27 11. **Hair Transplantation in Asians**
Kristine Bunagan, MD &
Rhada Rani Palakurthi, MD
- I28 12. **Should We Routinely Use Hyaluronidase in Donor Harvesting?**
Antonio S. Ruston, MD &
Robert H. True, MD, MPH, FISHRS
- I29 13. **Hair Cosmeceuticals**
Thomas L. Dawson, Jr., PhD
- I30 14. **Surgical Assistant Table: Tips and Pearls for Cutting and Placing Grafts**
Aileen R. Ullrich, CMA
- I31 15. **Japanese-Speaking Table: Hair Transplantation in the Japanese Population**
Kenichiro Imagawa, MD, FISHRS &
Akiko Kaneko, MD, PhD
- I32 16. **Korean-Speaking Table: FUT/FUE**
Dae-young Kim, MD, PhD, FISHRS
- I33 17. **Spanish-Speaking Table: Personal Experience in FUE**
Alejandro Chueco, MD
- I34 18. **Robotic FUE Personal Experience**
Masahisa Nagai, MD
- I35 19. **Unpatterned Hairloss**
Paul J. McAndrews, MD, FISHRS
- I36 20. **Case Planning-When to Do FUE or FUT**
Bessam Farjo, MBChB, FISHRS
- I37
- I38
- I39

8:30AM-2:15PM Exhibits Viewing

8:45AM-2:00PM ISHRS Chartered Tour: Kuala Lumpur Rainforest & Canopy Walk (ticket required)

9:00AM-4:10PM GENERAL SESSION

9:00AM-9:35AM RECIPIENT SITES

LEARNING OBJECTIVE

Compare and contrast different surgeons' approach at creating recipient sites.

9:00AM-9:02AM 2 Moderator Introduction

I40 Marcelo Pitchon, MD

9:02AM-9:09AM 7 Preview Long Hair

I41 Marcelo Pitchon, MD

9:10AM-9:16AM 6 Should We Transplant Miniaturized Hair?

I42 Prapote Pete Asawaworarit, MD

9:16AM-9:23AM 7 A New Device for Depth Controlled Transplantation According to the Graft

I43 Sungjoo Tommy Hwang, MD, PhD

9:23AM-9:35AM I2 Q&A

9:35AM-9:50AM	Poster Awards & Discussion of 1st Place Poster Jerry E. Cooley, MD, <i>Scientific Research, Grants & Awards Committee</i> & Marco Barusco, MD, <i>CME Subcommittee on Evidence Based Medicine</i>
9:50AM-10:40AM	ISHRS General Membership Business Meeting & Service Awards
10:40AM-11:05AM	Coffee Break & Visit the Exhibits
11:05AM-11:55AM	POTPOURRI LEARNING OBJECTIVE Describe different approaches in hair restoration surgery.
11:05AM-11:07AM	2 Moderator Introduction I44 Mohammed Humayun Mohmand, MD, FISHRS
11:07AM-11:14AM	7 Follicular Unit Extraction (FUE): A Novel Therapeutic Option for Leukotrichia I45 Anastasios Vekris, MD
11:15AM-11:25AM	10 Analysis of Koreans' Satisfaction on Hair Transplantation I46 Yun Joo Lee, MD
11:25AM-11:32AM	7 Various Cases of Secondary Female Hairline Correction for Unsatisfied Results I47 Soo-ho Park, MD
11:33AM-11:40AM	7 TBA I48
11:40AM-11:55AM	15 Q&A
12:00PM-12:45PM	CHALLENGING PATIENTS PANEL I49 Moderator: Antonio S. Ruston, MD I50 Panel: Paul C. Cotterill, MD, FISHRS, I51 Vincenzo Gambino, MD, FISHRS, I52 Sharon A. Keene, MD LEARNING OBJECTIVE To recognize candidates for hair restoration surgery.
12:45PM-1:45PM	Box Lunch For all registered attendees and exhibitors. Use the ticket in your registration packet to obtain a boxed lunch. You may choose to enjoy your lunch break by attending the lunch symposium, visiting the exhibits, or enjoying a break in the garden, lobby areas, or in your hotel room.

1:15PM-2:15PM	Lunch Symposium I54 Moderator: Melvin L. Mayer, MD, FISHRS I55 Panel: Paul C. Cotterill, MD, FISHRS, Thomas L. Dawson, Jr., PhD, I56 Sharon A. Keene, MD Female Aging & Care for Your Hair – Making the Most of What You Have FEATURED GUEST SPEAKER I57 Thomas L. Dawson, Jr., PhD <i>Principal Scientist, Beauty Care Technology, Procter & Gamble (P&G Science)</i>
2:15PM-5:00PM	Exhibits Dismantle
2:45PM-3:45PM	ADVANCED SURGICAL VIDEOS II LEARNING OBJECTIVE Describe various techniques of FUE.
2:45PM-2:47PM	2 Moderator Introduction I58 Paul C. Cotterill, MD, FISHRS
2:47PM-2:54PM	7 Direct Non-Shaven FUE Technique I59 Jae Park, MD
2:55PM-3:00PM	5 FUE Technique and for Afro-textured Hair I60 Sanusi Umar, MD
3:00PM-3:05PM	5 Conversion of Dull (SAFE System) FUE to Sharp Trepine with Adjustable Depth Limiter I61 Melvin L. Mayer, MD, FISHRS
3:05PM-3:11PM	6 Q&A
3:11PM-3:18PM	7 Body Hair Extraction by Powered FUE – Our Technique I62 Kapil Dua, MBBS, MS
3:18PM-3:25PM	7 FUE Techniques Most Physicians Better Know I63 Juyong Kim, MD
3:26PM-3:31PM	5 FUE Without Trim I64 Aman Dua, MBBS, MD
3:31PM-3:36PM	5 Rapid Harvesting of Follicular Unit Grafts Using Serrated Sharp Punches I65 Arika Bansal, MD
3:36PM-3:43PM	7 Q&A



3:45PM-4:10PM	Non-CME Session: Robotic FUE	
3:45PM-3:47PM	2 Moderator Introduction	
166	Damkerng Pathomvanich, MD	
3:47PM-3:54PM	7 Robotic Recipient Site Creation	
167	Robert M. Bernstein, MD, FISHRS	
3:55PM-4:02PM	7 Follicular Unit Distribution in 176 Consecutive Robot Assisted FUE Cases	
168	James A. Harris, MD, FISHRS	
4:02PM-4:08PM	6 Q&A	
4:08PM-5:00PM	LIVE PATIENT VIEWING	
	LEARNING OBJECTIVE	
	Assess the results of real live patients from a variety of cases that utilized different approaches and techniques.	
4:08PM-4:10PM	2 Overview of LPV Cases	
169	Gholamali Abbasi, MD	
4:10PM-4:10PM	1 Adjourn Main Meeting in General Session Room	
	Damkerng Pathomvanich, MD	
4:10PM-5:00PM	50 Live Patient Viewing	
	Surgeons Presenting Cases:	
	Tejinder Bhatti, MBBS, MCh	
	Sanaz Farahmand, MD	
	Bertram M. Ng, MBBS, FISHRS	
	Viroj Vong, MD	
5:00PM	Meeting Adjourns	
4:30PM-5:30PM	CME Committee Meeting (invitation only)	
7:00PM-12:00AM	Gala Dinner/Dance & Awards Ceremony with Annual Giving Fund Recognition (ticket required)	

GALA DINNER & DANCE AWARDS CEREMONY

WITH ANNUAL GIVING FUND RECOGNITION

Come and celebrate the final evening of this memorable annual meeting in Kuala Lumpur style with your friends and colleagues.

We will start off the evening with the Gala Dinner and Awards, where the Golden and Platinum Follicle Awards and Distinguished Assistant Award will be presented, in addition to other important awards and recognitions.

Learn about the ISHRS's Annual Giving Fund (AGF) and the important work it funds. The AGF will provide two (2) complimentary Gala tickets to Trustee and Leadership Circle donors.

Then, get ready to dance the night away as a local DJ spins some of the best international dance music.

DATE: Saturday * October 11, 2014

TIME: 7:00PM-12:00AM

Cocktail reception starts at 7:00PM,
Dinner at 8:00PM

FEE: \$95 per person

2 tickets included with Trustee Circle
and Leadership Circle AGF donation
levels

LOCATION: Grand Ballroom

The attire for the evening is black tie
optional, or if you prefer, as a tradition
of the ISHRS, you may wear a costume
reflective of your native country.

Tickets are required for entry and must
be purchased in advance (see registration
form). Tickets are not included in the main
meeting registration fee. No corporate
support is received for the Gala Dinner/
Dance.

Please note: Tickets to the Gala are
non-refundable due to the guaranteed
reservation that the ISHRS must make on
behalf of the attendee.



OLSW 21

ORLANDO LIVE SURGERY WORKSHOP 2015

April 2015 • Orlando, FL, USA

ISHRS Regional Workshop
Hosted by Matt L. Leavitt, DO



For registration information, contact:
Valarie Montalbano at
hvalariem@leavittmgt.com

An offering through
Practical Anatomy and
Surgical Education
Center for Anatomical
Science and Education
Department of Surgery



SAINT LOUIS
UNIVERSITY

- Hairline Design
- Donor Harvest/Closure
- Recipient Site Creation
- Graft Dissection
- Graft Placement
- Crown Design
- Female Hairline Design
- Temporal Point Design
- Graft Calculation
- Eyebrow Transplant
- Marketing
- Consulting
- Medical Treatment
- Critical Thinking Day
- Quality Control
- FUE

In collaboration with



- New, Expanded Course Format
- 4 Information Packed Days
- Latest High-Definition Live 3D Lectures and Surgery Dissection
- Extensive, Hands-on Cadaver Workshop with Low Student-to-Faculty Ratio
- New, Fast-Track Stand Alone or Combined Full-Day FUE Course

6th Annual

Hair Transplant 360 Workshop

Comprehensive Hair Transplant Course
& FUE Hands-On Course



Course Director:
Samuel M. Lam, MD, FACS

Physician Faculty:
Marco N. Barusco, MD
Vance Elliott, MD
James A. Harris, MD, FACS
Lawrence E. Samuels, MD
Robert H. True, MD, MPH
Ken L. Williams, Jr., DO
William D. Yates, MD, FACS

**Assistant
Course Director:**
Emina Karamanovski, MD

Assistant Faculty:
Tina Lardner
Aileen Ullrich
Shellie Henderson
Brandi Burgess

October 23-26, 2014
St. Louis, MO | USA

To learn more or to register - visit <http://pa.slu.edu>



As part of the efforts to help mitigate the greenhouse effect and to address the issue of climate change, a tree planting programme was developed to offset the price of progress by giving back to the environment.

Aptly named "Let's Meet & Green", this programme is an extension of the green campaign launched by the Malaysia

Malaysia
Convention
& Exhibition
Bureau

ISHRS MEETING ATTENDEES

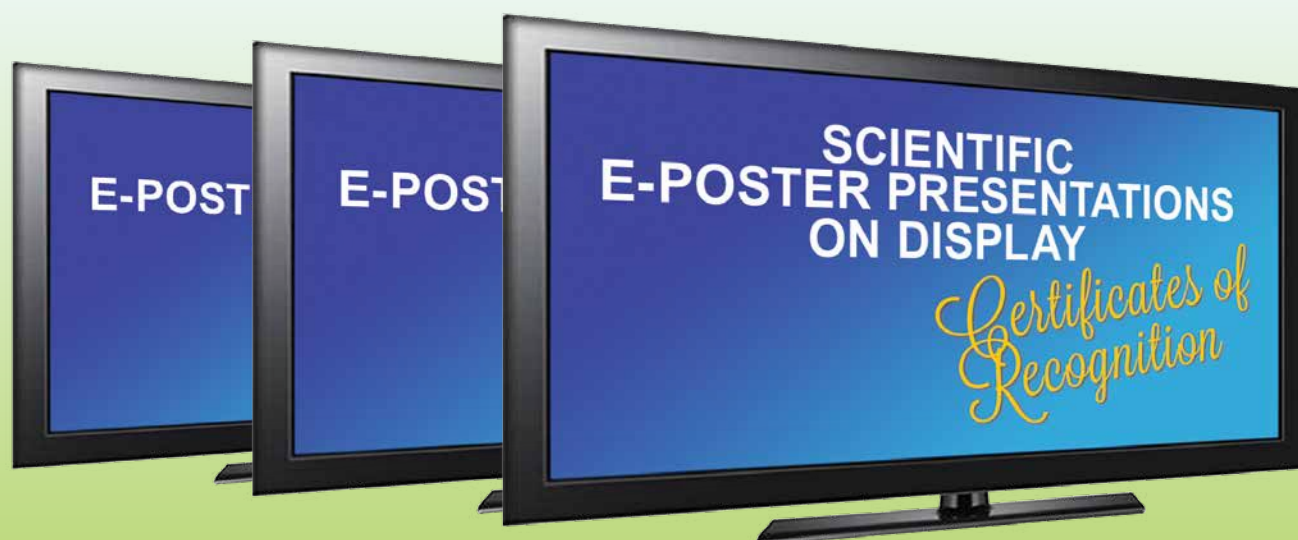
are encouraged to give a donation to this worthwhile program. The suggested donation is \$10 USD per attendee. This is an optional donation and may be made during the registration process.

Thank you for your consideration!

Convention & Exhibition Bureau (MyCEB) on 9 November 2010 to help enhance the commitment made by the Malaysian Government to offset the nation's carbon emission by 40% by the year 2020.

For more information, please visit
<http://www.myceb.com.my/lets-meet-green>





P01 Estimation of Scalp Mobility;
Developing a Scale
Muhammad Ahmad, MD

P02 Hairline Designing: Role of Thumb
Muhammad Ahmad, MD

P03 Alopecia Areata: a New Treatment
Plan
Adel M. Alsantali, MD

P04 Platelet Rich Plasma (PRP) on
Ophiasis and Diffuse Alopecia
Areata
Julieta Arambulo, MD

P05 How to Manage White Hair to
Achieve Optimal Result in Hair
Transplant?
Prapote Pete Asawaworarit, MD

P06 Innovative Instrument for Making
Pre-Made Multiple Slits in a Single
Stroke
Pradipkumar Atodaria, MS, MCh

P07 Lichen Plano Pilaris After Hair
Transplantation
Christian N. Bisanga, MD

P08 Hairpiece Camouflage with
Central-sparing Technique in FUE
Jong Pil Choi

P09 The Efficacy and Safety of Reverse
Dermal-Subdermal Suture for the
Closure of FUT Donor Wound
Jong Pil Choi

P10 Hair Transplantation by FUE in
Advanced Baldness
Kavish Chouhan, MBBS

P11 Role Of Hair Transplantation In
Treatment Of Vitiligo
Kavish Chouhan, MBBS

P12 Auto-Hairpiece to Camouflage the
Post-operative Effluvium After a
Female Hair Transplant
Marcio Cristostomo, MD

P13 Factors Influencing Partial and
Complete Transection Rates in
Follicular Unit Extraction Method
Viral Desai, MCh

P14 Importance of Standard Operating
Procedures for Successful Hair
Transplant Practice Expansion
Viral Desai, MCh

P15 The Observation of 0.6mm Diameter
Follicular Unit Transplantation in
the Treatment of Male Hair Loss
Treatment
Haiying Dong, MD

P16 To Explore the Methods of Nursing
Care in Patients With Alopecia
Hair Transplantation Operation
Haiying Dong, MD

P17 An FUE Surgeon's Take On Strip
Surgeon's View Of FUE
Aman Dua, MBBS, MD

P18 Is FTR the Only Indicator of the Skill
of an FUE Hair Transplant Surgeon
Kapil Dua, MBBS, MS

P19 A New Innovative User Friendly
Single Parameter Method to Design
Anterior Hair Line in Male Pattern
Alopecia
Anil Garg, MBBS

P20 Dynamic Hydration Follicle
Dissection Board- An Innovated
Device
Anil Garg, MBBS

P21 Gadgets and Tips in Hair Transplant
Jorge Gaviria, MD

P22 Dream Suture Method for Quick
Stich Out by K&PH
Park Ho, MD

P23 Retrospective Analyses of Nutritive
Condition of Asian Female Pattern
Hair Loss Patients
Akiko Kaneko, MD, PhD

P24 The Feasibility and Effectiveness
of Hair Volume Index in Planning
Hair Restoration Surgery in Korean
Population
Hyo Kang, MD

P25 Protecting The Donor Area in FUE
Ali Emre Karadeniz, MD

P26 Minimising Scar in Donor Area
Manoj Khanna, MD

P27 Beard Specific Expression Gene
SFRP2 and its Function
Moonkyu Kim, MD, PhD

The scientific poster presentations will be on display in the Grand Ballroom in the rear of the general session. This year they will be presented as electronic posters (e-posters) which can be viewed at several monitors. The Scientific Research, Grants, and Awards Committee will review and rate the posters. Certificates of recognition will be awarded to the highest scoring posters.

SCIENTIFIC E-POSTER VIEWING HOURS	
Thursday October 9, 2014	6:30AM-6:30PM
Friday October 10, 2014	7:00AM-6:00PM
Saturday October 11, 2014	7:00AM-3:30PM
POSTER AWARDS	
Saturday October 11, 2014 (in General Session)	9:35AM

P28 Supplementation of Grafts with Beard Extraction in Hair Transplantation by FUE : Expansion of Donor Area

Amrendra Kumar, MD

P29 Asymmetry but Compatible Cosmetic Balance

Yi-Jung Lin, MD

P30 Donor Closure Tension Evaluation Before And After Placement Of Subcutaneous Suture

Melvin L. Mayer, MD, FISHRS

P31 The Effectiveness of Low Level Laser Therapy (LLLT) and LEDs for Stimulating Hair Growth for the Treatment of Alopecia and for Hair Restoration Surgery

Malek Menem, MD

P32 The Effectiveness of the Autologous Platelet Rich Plasma Therapy (PRP) on the Transplanted Hair Growth

Malek Menem, MD

P33 Maximization of Scalp Donor Area

Mohammad Humayun Mohmand, MD, FISHRS

P34 The Art of Natural Looking Temporal Peak and Fronto-temporal Angles

Mohammad Humayun Mohmand, MD, FISHRS

P35 Outcomes of Skin Staple Closure for Donor Area in FUT

Kumaresan Muthuvel, MD

P36 What is True Hair Angle

Masahisa Nagai, MD

P37 The Efficacy And Safety Of Oral Minoxidil 5 Milligrams Daily In The Treatment Of Men With Androgenetic Alopecia

Ratchathorn Panchaprateep, MD

P38 Hair Characteristics of Non-balding Scalp Including Occiput and Part of Temporal Area in Asian Androgenetic Alopecia

Byung Cheol Park, MD

P39 Use Of Ultra High Number Of Grafts In Treatment Of Extensive Hairloss

Arvind Poswal, MBBS

P40 Evaluation of Hair Growth Without Finasteride

Rajendrasingh Rajput, MCh, FISHRS

P41 Unhappy Patients with FUE and FUT

Rajendrasingh Rajput, MCh, FISHRS

P42 Follicular Hypothermic Hydration System During Whole Process

YG Ryu, MD

P43 Beard Over Scalp: Do It Or Avoid It

Kuldeep Saxena, MD

P44 Body Hair Mismatch

Kuldeep Saxena, MD

P45 Fabricating FUE Grafts for Decreasing Surface Irregularities, Increasing Aesthetic Appearance and Client Satisfaction

Suneet Soni, MD

P46 A Better Way to Design the Donor Excision to Improve Hair Alignment

Chinmanat Tangjaturonrusamee, MD

P47 A Pilot Study, Results of Scalp Micropigmentation Tattoo for Treatment of Female Androgenetic Alopecia

Rattapon Thuangtong, MD

P48 Alternative Treatments: Challenging Traditional Surgical Hair Restoration Surgery Results

Samuel Van Eeden, MBChB

P49 Safe Surgery in Patients with Ischemic Heart Disease

Kuniyoshi Yagyu, MD, FISHRS

P50 Observe: the Damage of Using Electric Follicular Unit Extractor During the Operation

JieLi Zhang, MD

P51 A Novel Integrated Database System for Follicular Units' Transplant, Based on Micro-Photos Image Analysis and Statistical Inference

Georgios Zontos, MD

The Advances in Hair Biology Lecture
is generously supported by a grant from Bosley.

ADVANCES IN HAIR BIOLOGY LECTURER



Desmond J. Tobin, PhD, FSB, FRCPath

*Professor of Cell Biology,
Centre for Skin Sciences (Director),
School of Life Sciences,
University of Bradford, Bradford,
West Yorkshire, UK*

Dr. Desmond J. Tobin is Professor of Cell Biology and Director of the Centre for Skin Sciences (CSS) at University of

Bradford - the largest academic center for skin and hair sciences in Britain. He holds a BSc from the National University of Ireland (Maynooth), a PhD from the University of London (St. John's Institute of Dermatology) and post-doctoral training from New York University Medical School's Dept. of Dermatology. Over the past 20 years he has researched in basic and applied skin/hair sciences, with a particular focus on the biology of human melanocytes/ pigmentation and hair growth disorders especially those with an immune basis (e.g., alopecia areata). His team was the first to identify antibodies to hair follicle-specific antigens in patients with acute alopecia areata, and also the first to establish melanocytes from the human hair follicles in long-term culture. He has identified a self-similarity of the POMC peptide system in the human hair follicle pigmentary unit, how pigmentation can be regulated by CRF and POMC peptides (incl. beta endorphin), and more recently by bone morphogenetic proteins. Together with Suman Singh he has revealed an unexpected role for filopodia in melanin transfer under the influence of myosin-X and cdc42. Des Tobin is a Fellow of Royal College of Pathologists, Society of Biology, and Institute of Trichologists (Vice-President). He serves(ed) on several editorial boards and is executive editor of International Journal of Trichology. He has published over 140 publications, incl. 3 books. His H-Index is currently 45.

Dr. Tobin will speak on "The Aging Scalp and its Hallmark Gray Hair."

The Norwood Lecture was established in 2006 by the ISHRS Board of Governors to honor the immense contributions of O'Tar T. Norwood, MD, co-founder of the ISHRS and founder of the *Hair Transplant Forum International*.

NORWOOD LECTURER



Valerie A. Randall, PhD

*Professor of Biomedical Sciences,
Centre for Skin Sciences,
School of Life Sciences,
University of Bradford, Bradford, UK*

Professor Randall's research interests focus on the regulation of human hair growth, particularly the action of androgens and drugs which promote unexpected hair growth side-effects.

After completing her PhD on hormonal regulation of sebaceous glands with Professor John Ebling at the University of Sheffield, she carried out postdoctoral research with him on androgens and hair growth. A further post-doc on androgens in the prostate with Professor Ian Mainwaring, the External Examiner of her PhD thesis, at the University of Leeds led to her first academic post at Manchester Metropolitan University. There, her novel hypothesis that androgens acted on hair follicles via the mesenchyme-derived dermal papilla in the bulb attracted Medical Research Council funding.

Moving to the University of Bradford, she established an internationally-renowned research group supported by funds from Research Councils, Charities and international industry. She was awarded her Chair in Biomedical Sciences in 2000 and the Centre for Skin Sciences is now one of the University's premier research groups. Her research has resulted in 3 edited books, about 90 publications and 21 research student graduations. She receives many invitations to present lectures at international conferences, contribute book chapters, chair scientific sessions at international conferences and act as Consultant for companies & lawyers.

Professor Randall combines her research activities with teaching at undergraduate and postgraduate levels and internal and external administrative roles, including External Examiner duties for degree courses & PhD theses. She has served the scientific community in many ways such as: Secretary & President of the European Hair Research Society; Council Member for: Society for Endocrinology, Institute of Biology (x2) & Heads of University Centres of Biomedical Sciences (x2); Review Group, British Journal of Biomedical Sciences; Editor, The Endocrinologist, Editorial Board, Journal of Endocrinology; Member, Faculty of Medicine 1000; Chair or Member, Organising Committees for 15 International Scientific Committees, e.g. Chair International Scientific Committee, World Congress of Hair Research, 2013.

Dr. Randall will speak on, "Is a Glaucoma Drug the Next Treatment for Hair Loss?"

**Maze Garden at
Shangri La Kuala Lumpur**

GUEST LECTURER

**Thomas L. Dawson, Jr. PhD**

*Principal Scientist,
Beauty Care Technology,
Procter & Gamble, Singapore*

Dr. Thomas L. Dawson, Jr., is a research scientist and author on more than 50 original articles, book chapters, papers and other scientific communications. He is a Principal Scientist in Beauty Technology for The Procter & Gamble

Company, where he focuses on scalp, the hair follicle, fungal biology, host/commensal interactions, and dandruff biology. His current research interests include changes to women's hair and scalp with age and menopause, as well as continuing his leadership of the *Malassezia* Research Consortium and leading the Biology programs at P&G's Singapore Innovation Center.

Dr. Dawson was recognized with the "John Smale" award as P&G's top technologist in 2002. Dr. Dawson was also appointed to the faculty of Miami University (Ohio) Department of Botany as Adjunct Assistant Professor in 2004.

Prior to joining P&G, Dr. Dawson was a Fellow in Pediatrics with Duke University Medical Center working on metabolic disease, including development of a Pompe Disease treatment. He was a graduate student at the Lineberger Cancer Center at UNC-CH, where he studied breast cancer, a novel human proto-oncogene, *c-met*; and ROS in orthotopic liver transplantation.

Dr. Dawson earned a Bachelor's in Chemistry from West Virginia University (1986) and a Ph.D. in Pharmacology from UNC-CH (1994).

Dr. Dawson currently resides in Singapore, where he relocated in 2013 to lead the development of the P&G Life Sciences Technical Team in the new P&G Singapore Innovation Center.

Dr. Dawson will speak on "Female Aging & Care for Your Hair – Making the Most of What You Have."

GUEST LECTURER

**Rodney Sinclair, MBBS, MD, FACD**

*Professor of Medicine,
University of Melbourne,
Director of Dermatology,
Epworth Healthcare, Director,
Sinclair Dermatology, Victoria, Australia*

Professor Rod Sinclair is a senior Australian Dermatologist. He is Director of Dermatology at the Epworth Hospital and Head of the Epworth Dermatology Research Centre.

The EDRC conducts clinical research in skin cancer, psoriasis, cellulitis, alopecia, and laser therapy. The EDRC undertakes laboratory based stem cell research, genetic research (gene discovery), immunology and fundamental skin biology research and supervises PhD students in affiliation with the University of Melbourne.

Professor Sinclair is a Founding Member and Past President of the Australasian Society for Dermatology Research, a Fellow of the American Dermatology Association, the British Association of Dermatology and the International Society of Dermatologists. He serves on the Editorial Board of Experimental Dermatology, the British Journal of Dermatology, Clinics in Dermatology and the International Journal of Dermatology.

He is formally Director of Dermatology at St Vincent's Hospital, Chairman of the Scientific Research Committee of the Australasian College of Dermatologists and a Past President of the Skin and Cancer Foundation.

With over 500 research publication including 10 textbooks and 50 chapters in multi-author Dermatology textbooks, Prof Sinclair is Australia's most highly cited clinical and research dermatologists.

Dr. Sinclair will speak on, "Androgenetic Alopecia: New Insights into the Role of the Arrector Pili Muscle in Hair Biology."

402-BASICS COURSE

DATE: Wednesday | October 8, 2014

TIME: 8:30AM-6:00PM

FEE: \$895

LEVEL: Beginner



Sara M. Wasserbauer, MD

Basics Course Chair: Sara M. Wasserbauer, MD

Basics Course Co-Chair: Ken L. Williams, DO

Faculty: Roxanna Barajas, MA, Marco N. Barusco, MD, Timothy P. Carman, MD, FISHRS, Jean M. Devroye, MD, FISHRS, Jeffrey C. Donovan, MD PhD, Aman Dua, MBBS, MD, Kapil Dua, MBBS, MS, John D. N. Gillespie, MD, FISHRS, Russell G. Knudsen, MBBS, FISHRS, Tina M. Lardner, Jennifer H. Martinick, MBBS, Mario Marzola, MBBS, Parsa Mohebi, MD, FISHRS, Ronald L. Shapiro, MD, Tseng-Kuo Shiao, MD, Robert H. True, MD, MPH, FISHRS, Bradley R. Wolf, MD, FISHRS



Ken L. Williams, DO

The 2014 Basics Course will be a comprehensive and hands-on review of all aspects of hair transplantation. For those who are new to the art and science of restoring hair, this course will introduce you to the wide range of best practices and allow you to try each skill under the tutelage of some of the most experienced hair surgeons in the industry. For those more experienced with replacing hair surgically, this course will test your knowledge and require you to apply your techniques under the observation and guidance of our knowledgeable faculty. Whether you have experience with hair transplant or are an interested novice, this course will lead you through the basic principles and proven practices to be able to create the most natural and best outcomes for your patients.

The morning sessions will consist of lecture-style educational sessions peppered with interactive audience response quizzes and a team-building approach. In the afternoon, you and your team will put the skills you just learned into practice at each of six different hands-on stations. In order for attendees to get the most out of this fantastic educational opportunity, the ISHRS Basics Lecture Series will be made available online as part of the tuition for this course (a \$450 value). Viewing this web-based resource prior to attending the session is highly recommended and should be considered a pre-requisite.



OUTLINE

8:30AM-8:35AM	Introduction Sara M. Wasserbauer, MD
8:35AM-8:50AM	History of Hair Restoration Surgery Robert H. True, MD, MPH, FISHRS
8:50AM-9:05AM	Scalp Anatomy and Histology Timothy P. Carman, MD, FISHRS
9:05AM-9:15AM	Q&A
9:15AM-9:30AM	Non-AGA Jeffrey C. Donovan, MD, PhD
9:30AM-9:45AM	Ethics, Expectations, and Pt Selection Jennifer H. Martinick, MBBS
9:45AM-10:00AM	Non-Surgical Options for Hair Replacement Ronald L. Shapiro, MD
10:00AM-10:15AM	Break
10:15AM-10:30AM	Anesthesia and Sedation Parsa Mohebi, MD, FISHRS
10:30AM-10:37AM	Strip Overview John D. N. Gillespie, MD, FISHRS
10:37AM-10:45AM	Donor Closure Mario Marzola, MBBS
10:45AM-10:52AM	FUE Overview Jean M. Devroye, MD, FISHRS
10:52AM-11:00AM	FUE "How I Do It" Ken L. Williams, DO
11:00AM-11:15AM	Q&A
11:15AM-11:30AM	Graft Preparation and Storage Marco N. Barusco, MD
11:30AM-11:45AM	Staff Training and Before and After Photos Bradley R. Wolf, MD, FISHRS
11:45AM-12:30PM	Lunch with faculty

PRECAUTION NOTE: This workshop will utilize sharps. Scrubs are not required.

LEARNING OBJECTIVES

Upon completion of this course you will be able to:

- Understand which areas are most important to transplant, and which to avoid.
- Understand the fundamental guidelines for designing and placing reasonable male and female hairlines and crown whorls.
- Understand what comprises the safe donor area.
- Plan and harvest a reasonable donor strip.
- Utilize techniques to minimize scarring and potential complications.
- Use microscopy, lighting, and ergonomics to maximize graft preparation efficiency and minimize staff fatigue.
- Identify the characteristics of the ideal graft and the key elements necessary for graft survival.
- Identify the ideal ergonomics for graft placement and use the various methods of graft placement.
- Manage common graft placement and recipient site creation challenges and diagnose errors in each.
- Identify the ideal candidates for FUE and manage common FUE challenges.
- Understand the differences between the various FUE devices.
- Monitor the correct angle, depth, and direction for the majority of hairline patterns.
- Understand the differences between the various site creation devices and be able to match the instrument to the graft being transplanted.



12:30PM-5:30PM Hands-On Work Stations

STATION 1: Hairline & Crown Design**Faculty:**

Jeffrey C. Donovan, MD, PhD
and Jennifer H. Martinick, MBBS

Participants will learn the elements of a natural hairline for both men and women and be able to counsel patients regarding what will look most natural as the patient ages or possibly loses more hair. They will also learn the basics of recreating crown whorls while prioritizing the areas of the scalp that are most important to transplant and the areas that should be avoided.



Jeffrey C. Donovan, MD, PhD



Jennifer H. Martinick, MBBS

STATION 4: Introduction To FUE (Sharp Vs. Dull, Automated Vs. Manual)**Faculty:**

Jean M. Devroye, MD, FISHRS
and Kapil Dua, MS

Basic concepts of Follicular Unit Extraction including patient selection and the different FUE devices available will be reviewed. By the end of their time in this station, students will be able to identify the ideal candidates for FUE and manage common FUE challenges.



Jean M. Devroye, MD



Kapil Dua, MBBS, MS

STATION 2: Recipient Sites**Faculty:**

Mario Marzola, MBBS,
Aman Dua, MBBS, MD

Students will work one-on-one with faculty to learn the correct angle, depth, and direction for the majority of hairline patterns. They will also gain an understanding of the differences between the various site creation devices and be able to match the instrument to the graft being transplanted. Emphasis will be placed on managing common recipient site challenges and maximizing density for the patient.



Mario Marzola, MBBS



Aman Dua, MBBS, MD

STATION 5: Graft Preparation**Faculty:**

Marco N. Barusco, MD
and Tina M. Lardner

This station will introduce participants to the essential elements of optimal graft preparation including slivering the donor strip, and the use of microscopy, lighting, and ergonomics to maximize efficiency and minimize staff fatigue. After working closely with the experienced faculty, students will be able to identify the characteristics of the ideal graft and recognize the key elements necessary for graft survival.



Marco N. Barusco, MD



Tina M. Lardner

STATION 3: Strip Harvesting**Faculty:**

Parsa Mohebi, MD, FISHRS
and Timothy P. Carman, MD, FISHRS

Understanding what comprises a safe donor area is one of the fundamental skills a hair transplant surgeon needs to learn. Faculty at this station will work closely with each participant to develop and practice this skill on a model scalp. Students will also learn to plan and harvest a reasonable donor strip and estimate numbers of grafts, in addition to utilizing techniques to minimize scarring and potential complications.



Parsa Mohebi, MD



Timothy P. Carman, MD

STATION 6: Graft Placement**Faculty:**

Bradley R. Wolf, MD, FISHRS,
Tseng-Kuo Shiao, MD,
and Roxana Barajas, MA

Faculty at this station will help participants identify and practice the ideal techniques for graft placement including optimizing ergonomics, proper storage and handling of grafts. Students will be able to try the various methods of graft placement (forceps, implanters, etc.) and learn to manage common graft placement challenges and diagnose errors in graft placement.



Bradley R. Wolf, MD



T. K. Shiao, MD



Roxana Barajas, MA

5:30PM-6:00PM Wrap-up and Q&A with Faculty

The ISHRS gratefully acknowledges A to Z SURGICAL, COLE INSTRUMENTS, ELLIS INSTRUMENTS, HSC DEVELOPMENT, ROBBINS INSTRUMENTS and the FACULTY for their generosity in loaning instruments and equipment for this course.

THANK YOU!

406-ADVANCED / BOARD REVIEW COURSE

DATE: Wednesday | October 8, 2014

TIME: 1:00PM-6:00PM

FEE: \$495

LEVEL: Intermediate and Advanced



Michael W. Vories, MD

Advanced/Board Review Course Chair:
Michael W. Vories, MD

Advanced/Board Review Co-Chair:
Scott A. Boden, MD, FISHRS

Faculty:

Nilofer P. Farjo, MBChB, FISHRS,
Paul J. McAndrews, MD, FISHRS,
Robert H. True, MD, MPH, FISHRS

This is a review course covering both the structure and overview of the material covered for the ABHRS written and oral examination.

LEARNING OBJECTIVE

Upon completion of this course you will be able to understand the scope of the examination and will be exposed to mock oral examinations.



Scott A. Boden, MD



OUTLINE

1:00 PM- 1:15 PM **Introduction and Orientation**
Michael W. Vories, MD

1:15 PM- 1:30 PM **Test Taking Strategies**
Robert H. True, MD, MPH, FISHRS

1:30 PM- 1:45 PM **Hair Biology and Physiology**
Nilofer P. Farjo, MBChB, FISHRS

1:45 PM- 2:00 PM **Androgenetic Alopecia**
Michael W. Vories, MD

2:00 PM- 2:15 PM **Coffee Break**

2:15 PM- 2:30 PM **Non-Androgenetic Alopecia**
Scott A. Boden, MD, FISHRS

2:30 PM- 2:45 PM **Surgical Planning -FUE and FUT**
Michael W. Vories, MD

2:45 PM- 3:00 PM **Peri-Operative Complications**
Scott A. Boden, MD, FISHRS

3:00 PM- 3:15 PM **Set Up for Mock Oral Examinations**

3:15 PM- 5:15 PM **Mock Oral Examinations**
Scott A. Boden, MD, FISHRS
Nilofer P. Farjo, MD, MBChB, FISHRS
Paul J. McAndrews, MD, FISHRS
Robert H. True, MD, MPH, FISHRS
Michael W. Vories, MD

5:15 PM- 5:30 PM **Final Questions and Discussion**
Michael W. Vories, MD
Scott Boden, MD, FISHRS



FUT Mini Courses

DATE: Wednesday | October 8, 2014

TIME: Morning Session 9:00AM-12:00PM (403)
Afternoon Session 2:00PM-5:00PM (407)
Separate registration required for each course.

FEE: \$395 per course

LEVEL: Beginner - Intermediate



Piero Tesaro, MD

Director: Piero Tesaro, MD

Faculty: Márcio R. Crisóstomo, MD,
Dae-Young Kim, MD, PhD, FISHRS
Rajesh Rajput, MCh, FISHRS

The FUT Mini Courses will allow participants to obtain knowledge on how to design the strip - length, location, width, shape, etc. The course will include lectures and discussion on details of the methodology and instrumentation. This course does not include hands-on training. Each session

will accept a limited number of students. The same content is presented in the morning course and afternoon course.

LEARNING OBJECTIVES

Upon completion of the course you will be able to:

- Demonstrate the selected method of graft dissection.
- Describe the nuances of the application of the technique and instrumentation.
- Gain insight into any particular indications, contraindications or limitations of the technique/instrument.

9:00AM-12:00PM **403: FUT Mini Course**

9:00AM-12:00PM **404: FUE Mini Course: Manual, Non-Powered FUE Techniques and Instrumentation**

9:00AM-12:00PM **405: FUE Mini Course: Utilizing SAFE System for FUE**

2:00PM-5:00PM **407: FUT Mini Course**

2:00PM-5:00PM **408: FUE Mini Course: Manual, Non-Powered FUE Techniques and Instrumentation (TAUGHT IN SPANISH)**

2:00PM-5:00PM **409: FUE Mini Course: Utilizing the Programmable Cole Isolation Device (PCID) for FUE**



The ISHRS gratefully acknowledges ELLIS INSTRUMENTS, HSC DEVELOPMENT, COLE INSTRUMENTS, Q-OPTICS, ROBBINS INSTRUMENTS and the FACULTY for their generosity in loaning instruments and equipment for this course.

THANK YOU!

FUE Mini Courses

DATE: Wednesday | October 8, 2014

TIME: Morning Session 9:00AM-12:00PM (404 & 405)
Afternoon Session 2:00PM-5:00PM (408 & 409)
Separate registration required for each course.

FEE: \$395 per course

LEVEL: Beginner - Intermediate

The FUE Mini Courses will allow participants to obtain detailed exposure to the FUE technique listed. Each course will include a lecture portion where the details of the methodology and instrumentation will be presented followed by a hands-on opportunity using models. The course options include manual non-powered sharp punch techniques, the Powered Cole Isolation Device (PCID), and the powered Harris SAFE System. The afternoon session of the manual non-powered sharp punch course will be conducted in Spanish. Each session will accept a limited number of students. **PRECAUTION NOTE:** These workshop will utilize sharps. Scrubs are not required.



José Lorenzo, MD

COURSE OPTIONS

Manual Non-Powered Sharp Punch FUE

Director: José Lorenzo, MD

Faculty AM Course (English):

Koray Erdogan, MD, Bijan Feriduni, MD,
Emorane C. Lupanzula, MD

Faculty PM Course (Spanish):

Alejandro Chueco, MD, Sara L. Salas, MD,
Ximena Vila, MD



Scott A. Boden, MD

SAFE System

Director: Scott A. Boden, MD, FISHRS

Faculty: Tejinder Bhatti, MBBS, MCh,
Kapil Dua, MBBS, MS



John P. Cole, MD

Powered Cole Isolation Device (Non-CME)

Director: John P. Cole, MD

Faculty: Prapote Pete Asawaworarit, MD,
Jisung Bang, MD, Benjamin Chang, MD,
Chiara Insalaco, MD,
Conradin Von Albertini, MD

LEARNING OBJECTIVES

Upon completion of the course you will be able to:

- Demonstrate the selected method of graft dissection.
- Describe the nuances of the application of the technique and instrumentation.
- Gain insight into any particular indications, contraindications or limitations of the technique/instrument.

401-SURGICAL ASSISTANTS PROGRAM

DATE: Wednesday | October 8, 2014

TIME: 7:30AM-12:00PM

FEE: No extra fee required but you must register in advance to obtain lunch ticket.



Aileen Ullrich, CMA

Surgical Assistants Chair:

Aileen R. Ullrich, CMA

Each year our surgical assistant's program serves as a platform to help sharpen our skill sets, improve patient care, and deepen our understanding of the field of hair restoration.

Our program in Kuala Lumpur will prove to be beneficial and engaging for all levels of assistants. We will cover ancillary issues for the surgical assistant, discuss hair sciences to aid in graft

survival and growth, and share techniques used for slivering, cutting, and placing grafts. Participants will compare workflows, instrumentation, and methods used for graft dissection and placement with an aim toward surgical efficiency and quality.

The program handout will capture key points from each presentation and feature useful tools and resources for surgical assistants. During the general session, surgical assistant's coffee with the expert table will address "Tips and Pearls for Cutting and Placing Grafts" on Saturday and "The Role of the Surgical Assistant in Hair Restoration Surgery" on Friday.

We all have so much to gain from these meetings and the interaction with our colleagues. Please come prepared with questions and challenges you would like addressed. I look forward to seeing you all in Kuala Lumpur.

LEARNING OBJECTIVES

Upon completion of this course you will be able to:

- Understand the role, responsibilities, and boundaries of the surgical assistant in hair restoration surgery.
- Develop strategies to foster an environment that promotes a positive patient experience and surgical outcome.
- Improve policy and procedures for staff training and instrument processing.
- Develop a plan to recognize and assist in the treatment of patient emergencies in hair restoration surgery.
- Increase knowledge of hair anatomy and physiology, and identify factors that effect graft survival.
- Compare and contrast techniques for graft preparation and placement.
- Understand different techniques and instruments used in FUE procedures.



OUTLINE

7:30AM-7:40AM **Welcome and Introductions**
Aileen R. Ullrich, CMA

Auxiliary Considerations for the Surgical Assistant

7:40AM-8:00AM **The Roles of Ancillary Staff**
Peter Gaido, JD

8:00AM-8:15AM **Staff Training**
Sara Roberts, RN

8:15AM-8:25AM **Patient Communication Skit**
Laura E. Burdin & Felipe Reynoso

8:25AM-8:40AM **Surgical Flow & Efficiency**
Salome Vadachkoria

8:40AM-8:50AM **Infection Control**
Laura E. Burdine

8:50AM-9:00AM **Instrument Care**
Kenny Moriarty

9:00AM-9:15AM **Handling Emergencies**
Helen G. Marzola, RGN

9:15AM-9:20AM **Q&A**

9:20AM-9:30AM **Break**

Hair Sciences

9:30AM-9:45AM **Basic Follicular Unit Anatomy and Physiology**
Steven P. Gabel, MD

9:45AM-10:00AM **Acell/PRP/ATP What & Why?**
Jerry E. Cooley, MD

10:00AM-10:10AM **Q&A**

10:10AM-10:20AM **Break**

Graft Preparation, Placement, and Patient Care

10:20AM-10:30AM **Slivering I - Submerged in NSS**
Patcharee Thienthaworn

10:30AM-10:40AM **Slivering II - Silicone Block with #10 Blade**
Roxanna Barajas, MA

10:40AM-10:50AM **Cutting I - Straight & Curved Forceps**
Brandi J. Burgess

10:50AM-11:00AM **Cutting II - Tongue Blade**
TBA

11:00AM-11:10AM **Graft Placement I - Two Hand Technique**
Saranya Manochai

11:10AM-11:20AM **Graft Placement II - Planter Pen**
Sara Roberts, RN

11:20AM-11:30AM **FUE I - Cole Isolation Device**
Kim Wallace

11:30AM-11:40AM **FUE II - ARTAS Robotics**
Tina M. Lardner

11:40AM-11:50AM **Patient Pre/Postoperative Instructions**
Felipe Reynoso

11:50AM-12:00PM **Q&A and Closing Remarks**
Aileen R. Ullrich, CMA

WORKSHOPS

DATE: Friday | October 10, 2014

TIME: 7:00AM-8:30aM

FEE: \$95 per workshop

Workshops & Lunch Symposia Chair: Antonio S. Ruston, MD

We have worked hard to put together an excellent selection of mini courses, workshops and lunch symposia topics and faculty. Attendees will have the opportunity for in-depth discussions and exploration of these topics. The mini-courses will take an extensive approach to FUT and FUE (manual and motorized). It is a good opportunity to go learn a new technique or enhance the technique you have already been using.

Workshops are open to physicians and interested surgical assistants and office staff, however, these workshops are taught at the physician level.

Registration is required and will be confirmed on a first-come, first-served basis. As a member-benefit, only ISHRS members and member applicants may advance register for these workshops. Registration is open to non-members beginning September 1, 2014. The listed faculty are preliminary as of the date of the release of this program. Directors and faculty are subject to change without prior notification to registrants and will not be considered a reason for requested refund.



Antonio S. Ruston, MD

Workshop 201: Bioenhancements for Hair Restoration Surgery

CO-DIRECTORS: Jerry E. Cooley, MD
Robert H. True, MD, MPH, FISHRS

DATE: Friday | October 10, 2014

TIME: 7:00AM-8:30AM

LEVEL: Intermediate & Advanced

FEE: \$95

This workshop will provide participants an opportunity to review current applications of biological agents to hair restoration surgery. This course will provide an in depth look at the scientific basis for use and practical application of Platelet Rich Plasma, Acell extra cellular matrix, Hypothermasol, Liposomal ATP, and Human Recombinant Hyaluronidase. Clinical case studies and investigation will be presented. There will be ample opportunity for attendee participation and interaction with the faculty.

LEARNING OBJECTIVES

- Upon completion of this course you will be able to:
- Discuss the scientific basis for using biological agents in surgery.
 - Discuss the potential benefits of bio-enhancements in hair restoration surgery (HRS).
 - Describe the specific uses of each agent in HRS.
 - Outline the step by step preparation and administration of each agent.
 - Explain to a patient the risk benefit of bio-enhancing agents in HRS.



Jerry E. Cooley, MD



Robert H. True, MD, MPH

Workshop 202: Scalp Micropigmentation

CO-DIRECTORS: William R. Rassman, MD
Jino Kim, MD

FACULTY: Milena Lardi
YG Ryu, MD
Ronald L. Shapiro, MD

DATE: Friday | October 10, 2014

TIME: 7:00AM-8:30AM

LEVEL: All Levels

FEE: \$95

Through video, lecture and discussion, this workshop will review the technique of scalp micro-pigmentation. The technique involves placing a special pigment into the skin of the scalp to mimic 'hair follicle' almost to the size of a closely cropped head of hair. Think 5 o'clock shadow or stubble. We have been using this technique as an alternative style for making a balding person look full headed with the placement of pigment into the scalp and to camouflage the scars from a strip procedure or anywhere on the scalp. Almost any size scar can be treated with this technique.

LEARNING OBJECTIVES

- Upon completion of this course you will be able to:
- Describe the technique of scalp micro-pigmentation and understand when it may be a good option.
 - Discuss permanent and non-permanent techniques.
 - Discuss pros and cons of this technique with your patients.



William R. Rassman, MD



Jino Kim, MD

Workshop 203: Top 10 Clinical Pearls to Achieve the Best Results and Happy Patients

DIRECTOR: Francisco Jimenez, MD, FISHRS

FACULTY: Bessam K. Farjo, MBChB, FISHRS
Sungjoo Tommy Hwang, MD, PhD
Jennifer H. Martinick, MBBS
Sara M. Wasserbauer, MD
Bradley R. Wolf, MD, FISHRS

DATE: Friday | October 10, 2014

TIME: 7:00AM-8:30AM

LEVELS: Beginner & Intermediate

FEE: \$95

Our practices are rich and evolving constantly. That's why we have to update our knowledge all of the time. Physicians who have visited their colleagues understand how rewarding this approach can be – it allows us to discover a practice and a philosophy different from our own. Six experienced hair transplant surgeons will present ten elements they believe essential to achieve the best results, to run an office properly and to keep their patients happy. Particular emphasis will be placed on the "little things" that each surgeon finds important. This symposium will be a panel discussion format.

LEARNING OBJECTIVES

- Upon completion of this workshop you will be able to:
- Identify several ideas and tips that can be taken home and incorporated into your practice.
 - Discover the similarities and differences in the surgeons' top 10 pearls.



Francisco Jimenez, MD

Thank You FACULTY

We truly appreciate your dedication and expertise in the planning, preparation, and presentation of materials.

Gholamali Abbasi, MD	William Ehringer, PhD	Amrendra Kumar, MD	YG Ryu, MD
Muhammad Ahmad, MD	Edwin S. Epstein, MD, FISHRS	Milena Lardi	Marwan Saifi, MD
Ji-sup Ahn, MD	Koray Erdogan, MD	Tina M. Lardner	Sandeep Sattur, MBBS, MS, MCh
Adel M. Alsantali, MD	Sanaz Farahmand, MD	Yun Joo Lee, MD	Kuldeep Saxena, MD
Mojtaba Amiri, MD	Bessam K. Farjo, MBChB, FISHRS	Yi-Jung Lin, MD	Pradeep Sethi, MD
Konstantinos K. Anastassakis, MD, PhD	Nilofer P. Farjo, MBChB, FISHRS	Jose Lorenzo, MD	Ronald L. Shapiro, MD
Julietta Arambulo, MD	Bijan Feriduni, MD	Emorane C. Lupanzula, MD	Tseng-Kuo Shiao, MD
Prapote Pete Asawaworarit, MD	Shelly A. Friedman, DO, FISHRS	Saranya Manochai	Rodney Sinclair, MBBS, MD
Pradipkumar Atodaria, MS, MCh	Steven P. Gabel, MD	Jennifer H. Martinick, MBBS	Suneet Soni, MD
Jisung Bang, MD	Peter A. Gaido, JD	Helen G. Marzola, RGN	Eileen Tan, MBBS, FISHRS
Arika Bansal, MD	John D. N. Gillespie, MD, FISHRS	Mario Marzola, MBBS	Chinmanat Tangjaturonrusamee, MD
Roxanna Barajas, MA	Vincenzo Gambino, MD, FISHRS	Melvin L. Mayer, MD, FISHRS	Piero Tesauro, MD
Marco N. Barusco, MD	Anil Garg, MBBS	Paul J. McAndrews, MD, FISHRS	Patcharee Thienthaworn
Alan J. Bauman, MD	Jorge Gaviria, MD	Malek Menem, MD	Rattapon Thuangtong, MD
Robert M. Bernstein, MD, FISHRS	Alex Ginzburg, MD	Parsa Mohebi, MD, FISHRS	Desmond J. Tobin, PhD, FSB, FRCPath
Tejinder Bhatti, MBBS, MCh	Robert S. Haber, MD, FISHRS	Mohammad Humayun Mohmand, MD, FISHRS	Robert H. True, MD, MPH, FISHRS
Christian N. Bisanga, MD	James A. Harris, MD, FISHRS	Kenny Moriarty	Akaki Tsilosani, MD
Scott A. Boden, MD, FISHRS	Park Ho, MD	Kumaresan Muthuvel, MD	Arthur Tykocinski, MD, FISHRS
Mary Jo Kristine Bunagan, MD	Masoom Hosseinpoor, MD	Masahisa Nagai, MD	Aileen R. Ullrich, CMA
Laura E. Burdine	Sungjoo (Tommy) Hwang, MD, PhD	Bertram M. Ng, MBBS, FISHRS	Sanusi Umar, MD
Brandi J. Burgess	Kenichiro Imagawa, MD, FISHRS	Rhada Rani Palakurthi, MD	Salome Vadachkoria
Timothy P. Carman, MD, FISHRS	Chiara Insalaco, MD	Ratchathorn Panchaprateep, MD	Samuel Van Eeden, MBChB
Benjamin Chang, MD	Kamran Jazayeri, MD	Byung Cheol Park, MD	Anastasios Vekris, MD
Jong Pil Choi	Francisco Jimenez, MD, FISHRS	Jae Hyun Park, MD	Carlos Velasco, MD
Kavish Chouhan, MBBS	Jae-Heon Jung, MD	Soo-ho Park, MD	Ximena Vila, MD
Alejandro Chueco, MD	Hamidreza Kahnemuee, MD	Damkerng Pathomvanich, MD	Conradin von Albertini, MD
John P. Cole, MD	Akiko Kaneko, MD, PhD	Marcelo Pitchon, MD	Viroj Vong, MD
Jerry E. Cooley, MD	Hyo Kang, MD	Arvind Poswal, MBBS	Michael W. Vories, MD
Paul C. Cotterill, MD, FISHRS	Ali Emre Karadeniz, MD	Sreedhar Pothula, MDS	Kim Wallace
Marcio Cristostomo, MD	Sharon A. Keene, MD	Carlos J. Puig, DO, FISHRS	Ken Washenik, MD, PhD
Francesco D'Ambra, MD	Manoj Khanna, MD	Rajendrasingh Rajput, MCh, FISHRS	Sara M. Wasserbauer, MD
Thomas L. Dawson, Jr., PhD	Dae-young Kim, MD, PhD, FISHRS	Valerie A. Randall, PhD	Gregory Williams, MD
Viral Desai, MCh	Jino Kim, MD	William R. Rassman, MD	Ken L. Williams, DO
Jean Devroye, MD, FISHRS	Juyong Kim, MD	Farhad S. Rejali, MD	Bradley R. Wolf, MD, FISHRS
Haiying Dong, MD	Moonkyu Kim, MD, PhD	Felipe Reynoso	Wen-Yi (Danny) Wu, MD, FISHRS
Jeff Donovan, MD, PhD	Russell G. Knudsen, MBBS, FISHRS	Fabio M. Rinaldi, MD	Kuniyoshi Yagyu, MD, FISHRS
Aman Dua, MBBS, MD	Jerzy R. Kolasinski, MD, PhD, FISHRS	Sara Roberts, RN	JieLi Zhang, MD
Kapil Dua, MBBS, MS	Melike Kulahci, MD	Antonio S. Ruston, MD	Georgios Zontos, MD



Save the Date

CALL FOR
ABSTRACTS!
SUBMISSION DEADLINE:
FEBRUARY 2015



International Society of Hair Restoration Surgery
303 West State Street, Geneva, IL 60134 | Tel 630 262 5399 or 800 444 2737 | Fax 630 262 1520
info@ishrs.org | www.ISHRS.org



EXHIBITORS

You are invited to visit the technical exhibit show at the 22nd Annual Scientific Meeting located in the Ballroom Foyer immediately outside of the General Session room. Companies of interest to hair restoration surgeons will be displaying their products and services. Representatives will be available to answer questions. All coffee breaks will be served in the exhibit area.

EXHIBIT HOURS

Thursday October 9, 2014	8:00AM-7:30PM
Friday October 10, 2014	8:00AM-6:00PM
Saturday October 11, 2014	8:30AM-2:15PM

The following is a list of exhibiting companies, listed in alphabetical order by company name:

A to Z Surgical

25 Plant Ave.
Hauppauge, NY 11788 USA
Phone: 1-631-273-0005 or
toll-free (U.S. & Canada) 1-800-843-6266
Fax: 1-631-273-6199
kenny@georgetiemann.com
www.atozsurgical.com
Kenny Moriarty, Vice President

Booth #: 39

Full array of surgical instruments, including FUE devices, accessories, microscopes, and much more.

American Board of Hair Restoration Surgery

8840 Calumet Avenue, Suite 205
Munster, IN 46321 USA
Phone: 1-219-836-5858
Fax: 1-219-836-5525
abh@sbglobal.net, www.abhrs.com
Peter B. Canalia, J.D., Executive Director

Booth #: 33

The American Board of Hair Restoration Surgery (ABHRS) is a board organized for the purpose of certifying physicians in the specialty of Hair Restoration Surgery.

Beauty Medical – Milena Lardi

Via Pompeo Mariani 4
Milan, ITALY
Phone: 0039-02-45548548
info@beautymedical.it
www.beautymedical.it
Giorgio Ottolini

Booth #: 1

Temporary SMP Training and Products – Beauty Medical technical manager Milena Lardi has developed the brand TRIAC Tricopigmentation Academy especially for temporary scalp pigmentation courses with Beauty Medical System. Beauty Medical is specialized in the R&D of temporary SMP equipment, needles and treatment products.

Beijing Sanhe Beauty Science & Technology Co., Ltd.

3rd Floor, Building No. 4
Maohuagongchang, Nancaizhen, Shunyi District
Beijing, CHINA
Phone: 0086-1053006037
wendy@sanhebeauty.net
www.laser-ipl-rf.com
Ruimin Ye

Booth #: 14

Low Level Laser Hair Regrowth System.

Cesare Ragazzi Laboratories

Via Benini, 11
Zola Predosa (Bologna), 40069 ITALY
Phone: +39 051-755407
stefanoospitali@cesareragazzi.com
www.cesareragazzi.com
Stefano Ospitali, CEO

Booth #: 35

CNC: hair replacement system – CRLab tricological products.

Chois Instruments Ltd.

302, Hakdongro Igil-II
Gangnam-Gu
Seoul, SOUTH KOREA
Phone: +82 2 3446 8188
Fax: +82 2 3446 8175
steve@choisinst.com
www.chosinst.com
Steve Choi, General Manager

Booth #: 13

OKT (Optimally Kept Transplanter) is a newly developed implanter that is considered to improve the hair survival rate by a new technology that helps you to adjust and fix the length and the depth of the implanter's needle and its core.

Cole Instruments

1070 Powers Place
Alpharetta, GA 30009 USA
Phone: 1-678-566-1011 or
toll-free (U.S. & Canada) 1-800-368-4247
Fax: 1-678-566-1957
sales@coleinstruments.com
www.coleinstruments.com
Barbara Perkins, Sales Manager

Booth #: 23

Surgical Instruments for CIT/FUE.

DHI International

7500A, Beach Road, #13-302, The Plaza
SINGAPORE, 199591
Phone: +91 11 4997 3326
abhishek.gupta@dhiinternational.com
www.dhiinternational.com
Abhishek Gupta, Business Development

Booth #: 22

DHI: Direct Hair Implantation is a pioneer in hair restoration since 1970. The company is headquartered in Athens, Greece and London and has more than 50 clinics in more than 25 countries across the world.

Ellis Instruments, Inc.

21 Cook Avenue
Madison, NJ 07940 USA
Phone: 1-973-593-9222 or
toll-free (U.S. & Canada) 1-800-218-9082
Fax: 1-973-593-9277
ellisinstruments.cellis@gmail.com
www.ellisinstruments.com
Chuck Ellis, President

Booth #: 37

Hair Restoration Instrumentation.



Energy Delivery Solutions

3315 Industrial Parkway
Jeffersonville, IN 47130 USA
Phone: 1-812-920-0596
Fax: 1-812-725-9018
bill.ehringer@energy-delivery-solutions.com
www.energy-delivery-solutions.com
Dr. Bill Ehringer, CSO

Booth #: 34

Energy Delivery Solutions produces the world's first patented ATP delivery solution (ATPv), which is used as an additive to graft storage solutions or to post-operative spray regimens to enhance fair follicle viability during ischemic periods.

Ertip Medical

Halide Edip Adivar Mah. Akar Cad. Akar,
Apt. No:38 Kat:3 D:8 Bomonti Sisli
Istanbul, 34382 TURKEY
Phone: +90 212 210 32 20
Fax: +90 212 210 25 65
info@ertipmedical.com
www.ertipmedical.com
Busra Eryigit, Sales Manager

Booth #: 15

Ertip provides FUE Micro Motor Combi 24 system developed for motorized instead of manual use to open a canal for hair follicles. Also exhibited is a motorized sharp or blunt punch that varies in 6 different sizes produced by ERTIP MEDICAL used with the Combi 24 motor.

FT Medical

Garden Flat 52 Altenburg Gardens
London, SW11 1JL UK
Phone: +44 7899 980909
forshaw57@btinternet.com
Dawn Forshaw

Booth #: 29

Medical Tattooing. Hair loss solutions for men and women. Worldwide training and product supplies.

Haircheck

12188 SW 128th St.
Miami, FL 33186-5231 USA
Phone: 1-305-253-9200
toll-free (US & Canada) 1-800-233-7453
Fax: 1-305-253-6696
haircheck@diviusa.com
www.haircheck.com
Mike Vidal, President

Booth #: 12

Patented technology measures hair loss, breakage, and response to treatments. Haircheck gives a precise measurement of "how much hair" is present in an area of scalp and will generate a "hair score" to aid in the diagnosis of thinning and shedding.

Hansbiomed

807.8f Sk B/d 55
Sungsuil-ro
Seoul, SOUTH KOREA
Phone: (822) 466-2266
Fax: (822) 463-1554
ophelia@hansbiomed.com
www.hansbiomed.com
Ophelia Gahyun Bae, Product Manager

Booth #: 21

Quick and simple needle replacement, advanced technology of Clip, wide range of application and double blister sterile package...It is even better than the other existing. Haven't tried yet? Why not this now for your prospective future! There are many already going ahead for the future while you're thinking.



Hong Kong Feat in Technology Company

Rm. 1511, 15/F, Witty Commercial Building
1A Tung Choi Street
Kowloon, Hong Kong, 852 CHINA
Phone: 852-27706118
Fax: 850-27701938
sonatawwc@yahoo.com.hk
www.852featin.com

David Lam, Manager

Booth #: 18

High Quality - Cheap Price. The products: Hair implanter needle, Punch & Handle, Jeweler & Dressing forceps. And all Plastic instruments are: Fat transfer cannula & Lipo-cannula, Scissors, Retractor, Hooks & forceps.

HSC Development

5445 DTC Parkway, Suite 1015
Greenwood Village, CO 80111 USA
Phone: 1-720-536-4897 or
toll-free (U.S. & Canada) 1-877-265-9667
Fax: 1-303-694-9373
vmelero@hscdev.com
www.hscdev.com

Veronica Melero, Product Manager

Booth #: 27

Motorized FUE System.

HTI Hair Transplant Informatics

41 Propylain Street
Rita Court 50
Nicosia, CY-1524 CYPRUS
Phone: +306977774930
info@follysis.com
www.follysis.com

Booth #: 38

Follysis is a properly designed system which incorporates an advanced database with state of the art image analysis techniques, dedicated exclusively to providing the very best in hair transplantation treatment planning and patient follow up.

Kafuring Hair Transplantation Hospital

YI Fang Building, Room 406
Haidian South Road No. 13, Haidian District
Beijing 100080, CHINA
Phone: 8613811447879
Fax: 001861082610051
kfybjxz004@kefayuan.com
www.kefayuan.com

Chen Shengyan, Application/Contract Information

Booth #: 24

Kafuring has been doing hair transplantation since 1997, one of the earliest hospitals that started hair surgery in this area, and by far, there are 14 hospital chains in China. The main technology is FUE, FUE + FUT, PTT, and ZTC.

LaserCap

1414 Riverside
Lakewood, OH 44107 USA
Phone: 1-216-832-8930 or
toll-free (U.S. & Canada) 1-877-711-GROW (4769)
Fax: 1-860-201-1846
Prerna Khemka, Marketing Director
pkhemka@laserlap.com
www.laserlap.com

Booth #: 16

LaserCap® is designed to deliver low-level laser light therapy to the entire affected scalp and to be portable and discreet. LLLT has been used to treat male and female pattern hair loss and has been shown to promote hair growth.

LeadM Corporation

5F Howon Bldg., 6, Seocho-daero 34-gil
Seocho-Gu
Seoul, 137-841 SOUTH KOREA
Phone: +82-10-5492-1010
Fax: +82-2-6008-6112
mrstlee@naver.com
www.hairscience.co.kr

Terry Lee, Manager

Booth #: 32

Choi Hair Transplanter, Follipen, Folliscope for measuring hair density and caliber, FUExtractor and Cooling dissection device with microscope.

Restoration Robotics, Inc.

128 Baytech Drive
San Jose, CA 95134 USA
Phone: 1-408-883-6888 or
toll-free (U.S. & Canada) 1-888-963-8923
Fax: 1-408-883-6889

contactus@restorationrobotics.com
www.restorationrobotics.com

Booth #: 30

The ARTAS® Robotic System is the only physician-assisted technology for harvesting hair follicles and creating recipient sites during hair transplantation. The ARTAS Hair Studio™ Application is an interactive 3D modeling tool which revolutionizes the patient consultation.

Robbins Instruments

2 North Passaic Avenue
Chatham, NJ 07928 USA
Phone: 1-973-635-8972 or
toll-free (U.S. & Canada) 1-800-206-8649
Fax: 1-973-635-8732

george@robbinsinstruments.com
www.robbinsinstruments.com

George Mulvaney, President

Booth #: 2

Robbins Instruments will feature Dr. Jack's FUE device, titanium punches, sapphire knives, single and double edge prep blades, sterilization containers and our complete line of Swiss Jewelers Forceps and Foerster Diamond Dusted and Serrated Forceps. For more information visit www.robbinsinstruments.com.

Tejco Vision

111, Anand dham, 10th Road,
Khar (West)
Mumbai, 400052 INDIA
Phone: 912226498191/26497318

contactus@tejcovision.com
shradha@tejcovision.com

Mrs. Shradha Mordani, Head Business Development

Booth #: 11

Tejco Vision is a specialty product company and one stop shop for Hair Restoration Instrumentation. The product portfolio includes our signature devices like FUE extractors/motors, Hair transplant manual/ motorized punches, Manual Punch holder, Implanters, Forceps, Prone Pillow, Magnification devices and more.



Escalator to
Lobby & Meeting
Registration



General Session
Entrance

CATERING
AREA

Grand Staircase
to Lobby &
Meeting
Registration



Ellis Instruments

37

HTI Hair
Transplant
Informatics

38

A-Z Surgical

39

Cole Instruments

23

Cesare
Ragazzi
Laboratories

35

Energy
Delivery
Solutions

34

ABHRS

33

LeadM Corp.

32

Restoration
Robotics

30

Kafuring HT
Hospital

24

25

26

HSC
Development

27

28

PT
Medical

29

DHI
International

22

HansBiomed

21

20

19

Hong Kong
Feat in
Technology

18

LaserCap

16

Ertip
Medical

15

Beijing Sanhe
Beauty

14

Chois
Instruments

13

Haircheck

12

Beauty
Medical

01

Robbins
Instruments

02

03

04

05

06

07

08

09

10

Tejco Vision

11

CATERING
AREA

CATERING
AREA

Elevators
to Lobby &
Guest Rooms



Exhibit Floor Plan

Kuala Lumpur (commonly called "KL"), Malaysia's **vibrant capital city and business hub**, is an **amazing cultural melting pot**.

Here, you will wander through communities of Chinese, Malays, South Indians, East Malaysian ethnic groups, Thais, Indonesians, Sikhs and a huge community of expats. Each community offers its own festivals, food, music, art and fashion while influencing each other's cultures.

Less than two centuries since Chinese tin miners hacked a base out of the jungle, KL has evolved into an **affluent 21st-century metropolis remarkable for its diversity**.

Kuala Lumpur's architecture is a little like its food: a **melange of styles, tastes and inspirations** that together result in a city that is anything but dull. The architecture is somewhat eccentric and is certainly unique, from **hundred year old mansions to awe-inspiring sky scrapers**, and all within meters of each other. In KL, historic temples and mosques rub shoulders with space-age towers and shopping malls, traders' stalls are piled high with pungent durians and counterfeit handbags, and monorail cars zip by **lush jungle foliage**.



Treat your tastebuds to Kuala Lumpur's **extremely varied cuisine**, which is certainly a tasty adventure in itself! KL is also known as a **shopping haven**, offering everything from street side trinkets to haute couture. And there is a wide range of **sporting activities** available with state-of -the-art facilities to impress any sporting enthusiast.

The population of KL is approximately 29 million. Malays make up 55% of the population and are the predominant group.



The other 45% are made up of Chinese, Indians and indigenous groups. Although you will hear many languages, Bahasa Melayu (Malaysian) is the national language, **English is widely spoken and is the language of business**. Regarding religion, Malaysia is a moderate Islamic country, as about 60% of the population is Muslim, but the constitution guarantees religious freedom for many other faiths. Non-Muslim women are not required to cover their heads. Other religions include Buddhism, Hinduism and Christianity. **Relations between the religious groups are harmonious and tolerant**. Christmas, Chinese New Year and Deepavali have all been declared national holidays alongside Islamic holidays.

KL has a **lively nightlife scene** and a **fascinating art and performance culture**, which blends contemporary and traditional styles from many backgrounds. When going out, keep in mind that attitudes towards drinking alcohol are founded in religion. Establishments catering to Chinese, Indian Malaysians and foreigners normally serve alcohol; places that target Malays stick to tea, coffee and juices. The **Golden Triangle** caters to both crowds with Jin Bukit Bintang and Changkat Mukit Bintang being the busiest streets. Bangsar also continues to hold its own for **classy expat bars and cafes**. The majority of bars are open 5:00PM to 2:00AM.

For more information about Kuala Lumpur, visit: www.tourism.gov.my/en/my/Web-Page/Places/States-of-Malaysia/Kuala-Lumpur.



Leboh Ampang





Mariamman Temple



National Monument



Brickfields

THINGS TO Do & See

Petronas Towers No trip to Malaysia's capital would be complete without a visit to these 88-story twin towers. Enjoy views from the midlevel Skybridge, and the amazingly varied food courts in the Suria KLCC Mall. There is a park all around with a merry-go-round, mosque, jogging trails and more.

KL Tower Standing majestically atop Bukit Nanas, KL Tower is a prominent feature of the city's skyline and boasts magnificent views of KL from its viewing deck.

Central Market Located in the heart of KL, the Central Market is known for its variety of handicrafts, art and Malaysian souvenirs. Exciting arts and cultural events can be found on the outdoor stage.

Bukit Bintang Nestled within KL's Golden Triangle, the Bukit Bintang is one of the most trendy and busiest shopping clusters in the city. Shopping centers, upscale cafes, restaurants and clubs continue to make their presence felt here. It is home to many landmark shopping centres, al-fresco cafes, swanky bars, night markets, as well as hawker-type eateries. This area is popular among tourists and locals.

Petaling Street The sights, sounds and entertainment in the night market located in the center of KL's original Chinatown is a draw for locals and tourists.

Little India Brickfields Visit this concentrated wedge of Indian culture, located just outside of central KL. Wander the colorful streets, sample Indian food from the stalls, and admire all the beautiful saris.

Jamek Mosque Known to locals as Masjid Jamek, this is the oldest mosque in the city. The Mosque sits at the base of the Klang and Gombak rivers.

Merdeka Square The flag of Malaysia flies 100 meters high in this spot where it was raised for the first time in 1957. This historical landmark is located near the Sultan Abdul Samad building and the Royal Selangor Club.

National Palace Also known as Istana Nagara, the architecture is not to be missed. Surrounded by a beautiful park, green lawns and ponds the King's Palace is the official residence of the "Supreme Head" or King. You can view the Palace from outside the main gate where you can see the changing of the Royal Guards, dressed in white Malay as well as red British inspired uniforms, on the hour. The guards are positioned at the main gate on horse and on foot.




KL Bird Park Visitors will have an exciting experience of watching colorful and melodic birds perching and winging about freely while relaxing in a natural and beautifully landscaped surrounding. KL Bird Park is known to be the largest walk-in free-flight aviary in the world.

Batu Caves A Hindu temple and shrine, located just north of KL featuring three main caves. This is a popular spot for rock climbers, perhaps because they can see the monkeys playing around the caves. The main attraction is the large statue of the Hindu God at the entrance, beside a 272 step climb to view the skyline of city center.

Kuala Gandah Elephant Conservation Center Located two hours from Kuala Lumpur in a small village called Lanchang, the Kuala Gandah Elephant Sanctuary. The elephant sanctuary was established in 1989 within the Krau Wildlife Reserve, and is managed by the Malaysian Department of Wildlife and National Parks. Here many orphaned elephants are raised and given shelter.

No Black Tie Every city should have a venue that captures a microcosm of its society and in this case, NBT, as it is affectionately known by its loyal patrons, is it. Its stage has seen the likes of Malaysia's top singers and musicians and the region's best.



KTM Railway Station

**ISHRS OPTIONAL
GROUP CHARTERED TOURS
FOR SPOUSE/GUEST**

The ISHRS is offering three optional group chartered tours. These tours take place during the time of the general session, so they are intended for spouses/guests. However, attendees may choose to sign-up as well, but must realize they will then miss a portion of the scientific general session. Tickets are limited, so please register early for best availability. You may register for the tours when registering for the meeting.

In addition to our ISHRS group tours, the Shangri-la Hotel Kuala Lumpur offers tours through their tour partner, **Reliance Sightseeing**. These tours can be arranged directly through the hotel concierge. The ISHRS is not affiliated with, nor any formal arrangements made, for tours through Reliance Sightseeing.

**TO ARRANGE TOURS
DIRECTLY THROUGH THE
HOTEL CONCIERGE**

You may view the hotel's tour brochure which is posted to the ISHRS website at: www.ISHRS.org/AnnualMeeting.html. Then book directly with the Hotel Concierge at: concierge.slkl@shangri-la.com.

701-Kuala Lumpur City Tour

DATE: Thursday | October 9, 2014

TIME: 9:00AM-2:00PM

The tour departs promptly from the Lower Lobby Level entrance of the Shangri-la Hotel Kuala Lumpur. Please arrive at 8:45AM to check-in and board the coach.

PRICE: \$80 per person (includes lunch)

ATTIRE: Casual, cool attire and good walking shoes.

MEALS: Enjoy lunch at Atmosphere 360 atop the KL Tower. Bottled water available on coach.

architecture and the ultra modern edifices, the Petronas Twin Towers – tallest twin towers in the world.

The tour starts where the city first began, at the confluence of the two rivers, where the Gombak and Klang river meet. “Kuala” means confluence and “Lumpur” means muddy, and that was how Kuala Lumpur first began. From here, the tour moves on to the **King's Palace**, the **National Monument**, and the spectacular **Independence Square**, or known locally at Dataran Merdeka. At the Dataran Merdeka, you will see the majestic **Sultan Abdul Samad Building**, once the administration center of the former British colonial rule, with similar architectural intricacy in the next few adjoining buildings; the **Tudor style Royal Selangor Club** and **St. Mary's Cathedral**, at the opposite side of the green lung, once the cricket playing field of the elite. Dubbed the world's tallest flagpole, a Malaysian flag is hoisted at one end of the green field, giving visitors a warm welcome.

The tour continues on to the old railway station of Kuala Lumpur, where the **beautiful Moorish style building** was restored and maintained as a historical heritage, together with the administration building flanking from the opposite side of the road.

Finally, the tour moves on to the “**new City Center of Kuala Lumpur**,” where it is now known as KLCC. Here, where once the Selangor Race Track was located, is now home to the renowned **Petronas Twin Towers**, soaring 452 metres into the sky.

Stops on the tour include the **King's Palace**, **National Monument**, **Independence Square & Sultan Abdul Samad Building**, and **Petronas Tower**. The tour will pass by the Bird Park, National Mosque and Old Railway Station.

The tour ends with a **delightful lunch** at the Atmosphere 360 Revolving Restaurant up at the **KL Tower**, where guests can enjoy a **panoramic view of the city of Kuala Lumpur**, while savoring a delicious lunch. Atmosphere 360 is a modern and elegant revolving restaurant situated 282 meters above ground level. Offering only premium produce of the highest quality, the expert culinary artists will delight you with their meticulous preparations. Each dish is carefully conceived and deliciously presented for your discerning taste buds.

Visit Malaysia's capital city, Kuala Lumpur, and explore the charm of the city with a skyline that blends the **Old World with the New in an air-conditioned motor coach** with an English speaking guide. See the contrast between the Moghul-Moorish

Batu Caves & Temple



Sultan Abdul Samad



Lake Garden



King's Palace



702-Batu Caves & Temple Tour with Visits to Royal Selangor Pewter Factory & The Malaysian Batik Cottage

DATE: Friday | October 10, 2014

TIME: 9:00AM-2:00PM

The tour departs promptly from the Lower Lobby Level entrance of the Shangri-la Hotel Kuala Lumpur. Please arrive at 8:45AM to check-in and board the coach.

PRICE: \$80 per person (includes lunch)

ATTIRE: Casual, cool attire and good walking shoes. As this is a temple, please do not wear shorts or skirts/dresses above the knee.

MEALS: Enjoy a banana leaf lunch at Gem Restaurant, a typical Indian restaurant. Bottled water available on coach.

NOTE: If you are unable to climb the many stairs up to Batu Cave and the temple, then there is no other way to get up there. However, you can view the smaller temples on the ground level and also enjoy the visits to the pewter factory and batik cottage.

Your tour departs from the Shangri-la Hotel Kuala Lumpur where you will board an **air-conditioned motor coach**. You will be escorted on the tour by an English speaking guide. This tour will take you away from the city centre.

On the way to Batu Caves, you will visit some of Kuala Lumpur's best-known handicraft houses. It begins with a visit to the **Malaysian Batik Cottage** where you can see and even try to make Batik designs on cloth, which are later treated and tailored into stunning garments. The journey continues on to the renowned **Royal Selangor Pewter Factory**. Pewter is a renowned Malaysian handicraft, made of 97% Malaysian tin, with 3% copper and antimony. At Royal Selangor, you can observe how this special alloy is made, as well as purchase **souvenirs** to take home. At times, you may be invited to try your hand in knocking some designs on to the pewter pieces. The last stop on the tour, and the most exciting, is a visit to **Batu Caves** – a towering limestone outcropping just 13 kilometres north of Kuala Lumpur. The caves house numerous **Hindu shrines** and is a famous landmark in Kuala Lumpur. Pick your feet up **272 steps** to reach the top of the caves where you can admire the limestone formations and watch devotees pay homage to their respective deities.

703-Kuala Lumpur Rainforest & Canopy Walk

DATE: Saturday | October 11, 2014

TIME: 9:00AM-2:00PM

The tour departs promptly from the Lower Lobby Level entrance of the Shangri-la Hotel Kuala Lumpur. Please arrive at 8:45AM to check-in and board the coach.

PRICE: \$85 per person (includes lunch)

ATTIRE: Casual, cool attire and good walking/climbing shoes. Wear pants that are knee length or longer. Bring sunscreen and insect repellent. It is best not to carry a purse. A small backpack or similar is more suitable for hiking. Bring extra bottled water with you for the hike.

MEALS: Enjoy lunch at Precious Old China Cafe, located in the Central Market. Bottled water available on coach.

Take a ride in an **air-conditioned motor coach** with an English speaking nature guide to the outskirts of Kuala Lumpur, to the **Forest Research Institute of Malaysia (FRIM)**, located in Kepong, which is about a 30 minute drive from the city centre. Here you will **hike through the lush rainforest** and up to the canopy where you will be able to **view the canopy from the bridge-like canopy walkway**. The hike

up to the canopy is a **moderate to difficult hike**, so please dress appropriately and be prepared.

FRIM is a statutory agency of the Government of Malaysia, under the Ministry of Natural Resources and Environment. FRIM promotes sustainable management and optimal use of forest resources in Malaysia by generating knowledge and technology through research, development and application in tropical forestry.

FRIM recently celebrated the official declaration of its main campus in Kepong as one of the country's natural heritage sites. Since 1926, pioneer foresters and scientists began planting various tree species and they nurtured the forest back to life. Today, besides being a **centre for forest research**, it is also a **popular recreational and ecotourism destination** among visitors who enjoy the greeneries and nature.



REGISTRATION FEES

The general registration fee includes: admittance to general scientific sessions, scientific e-posters, exhibits, coffee/ refreshment breaks, box lunches and lunch symposia (Thursday, Friday, and Saturday), Welcome Reception, a Final Program Guide, and access to the electronic Abstract Book. For Surgical Assistants and Ancillary Staff categories, it also includes admittance to the Surgical Assistants Program. Extra courses and ticketed events may require additional fees. All fees are denoted in U.S. dollars (USD) unless otherwise indicated.

REGISTRATION VERIFICATION

Registration verification is required for the indicated categories and must accompany registration form. Acceptable forms of verification are as follows:

- For the **Non-Member Physician**: a statement on the physician's letterhead, a copy of the physician's medical certificate or license, or, a letter from a current ISHRS physician member attesting to the credentials as a physician.
- For the **Non-Member Adjunct/Trichologist**: a statement on the person's business letterhead attesting to the credentials of the person or a certificate of membership in his/her trichologic society.
- For the **Non-Member Physician Resident**: a letter of verification from the residency program director.
- For the **Training Fellow**: a letter of verification from the fellowship training program director.
- For **Surgical Assistant, Office Manager, Office Staff, Clinic Director, Marketing/Webmaster**: the official Letter of Attestation as provided on the ISHRS website or ISHRS meeting registration site.
- **Spouse/Guest**: a letter from the Physician or Adjunct noting the relationship with the individual.

**BRING 3 OR MORE NON-PHYSICIAN PERSONNEL
RECEIVE A \$50 REBATE PER PERSON!**

MULTIPLE STAFF DISCOUNT

Bring multiple staff to the meeting and receive a special rebate offer! Medical offices that register 3 or more non-physician personnel qualify for a \$50 rebate per person. The following guidelines apply to qualify for the rebate.

- Rebates are offered only for non-physician personnel who are employed in the same office. I.e., surgical assistants (member/non-member), office staff, office manager, and clinic director registration categories.
- A Registration Rebate Form must be completed and submitted no later than November 15, 2014. Forms received after this date will not be eligible for this special offer. Contact the ISHRS Headquarters office for a Rebate Request Form or obtain from Meeting Registration Desk.
- A rebate check will be issued 6 weeks after the meeting, so that attendance can be verified for the individuals listed on the Registration Rebate Form.
- Only one rebate check will be issued to the employing physician at the address indicated on the Registration Rebate Form.

BE AN EARLY BIRD TO RECEIVE THE BEST RATES!

Early Bird Registration Deadline: September 1, 2014

Regular Registration Deadline: September 29, 2014

Post- and Onsite Registration: after September 29, 2014

**EARLY BIRD
RATE!**
By Sept 1

**REGULAR
RATE**
Sept 2-29

**LATE/ONSITE
RATE**
After Sept 29

PHYSICIAN CATEGORIES

	EARLY BIRD RATE! By Sept 1	REGULAR RATE Sept 2-29	LATE/ONSITE RATE After Sept 29
PHYSICIAN – ISHRS MEMBER	\$1,290	\$1,390	\$1,490
For Physician members of the ISHRS.			

PHYSICIAN – PENDING ISHRS MEMBER	\$1,390	\$1,490	\$1,590
For physicians who have applied for membership. A complete application with fee must be received at the headquarters office to be eligible for this rate.			

PHYSICIAN – NON-MEMBER	\$1,540	\$1,640	\$1,740
For physicians who are not current ISHRS members and have not submitted a completed membership application. Registration verification is required for all non-members and must accompany the registration form.			

RESIDENT CATEGORIES

PHYSICIAN RESIDENT OR TRAINING FELLOW – ISHRS MEMBER	\$595	\$695	\$795
For Resident Members of the ISHRS or for ISHRS Physician Members who are currently enrolled in an ISHRS-approved Fellowship Training Program or other approved fellowship training program in hair restoration surgery or another specialty. Training Fellows must submit a letter of verification from the fellowship training program director along with their registration form.			

PHYSICIAN RESIDENT – PENDING ISHRS MEMBER	\$620	\$720	\$820
For physician residents who have applied for membership. A complete application with fee must be received at the headquarters office to be eligible for this rate.			

PHYSICIAN RESIDENT OR TRAINING FELLOW - NON-MEMBER	\$645	\$745	\$845
For physician residents who are not current members of ISHRS and are currently participating in an approved residency training programs. Or, for non-member physicians who are currently enrolled in an ISHRS-approved Fellowship Training Program or other approved fellowship training program in hair restoration surgery or another specialty. Training Fellows must submit a letter of verification from the fellowship training program director along with their registration form. Non-member residents must submit a letter of verification from the residency program director along with their registration form.			

ADJUNCT CATEGORIES

ADJUNCT – ISHRS MEMBER	\$1,290	\$1,390	\$1,490
For Adjunct members of the ISHRS.			

ADJUNCT – PENDING ISHRS MEMBER	\$1,390	\$1,490	\$1,590
For individuals who have applied for and meet the qualifications of Adjunct category of membership. A complete application with fee must be received at the headquarters office to be eligible for this rate.			

ADJUNCT – NON-MEMBER/TRICHOLOGIST	\$1,540	\$1,640	\$1,740
For individuals who are not current or member-pending ISHRS Adjunct Members, but meet the qualifications for Adjunct Membership (i.e., individuals who hold a doctorate PhD or equivalent in a biomedical-related area and devote the majority of their professional activities to hair research in an academic setting). In addition, this category includes individuals who are trichologists. Registration verification is required for all non-members and must accompany the registration form.			

SURGICAL ASSISTANT CATEGORIES

SURGICAL ASSISTANT – ISHRS MEMBER	\$515	\$615	\$715
For members of the ISHRS Surgical Assistants Auxiliary. A Letter of Attestation is required. See Policy on Non-Physicians at ISHRS Meetings.			

SURGICAL ASSISTANT – PENDING ISHRS MEMBER	\$595	\$695	\$795
For surgical assistants who have applied for membership. A complete application with fee must be received at the headquarters office to be eligible for this rate. A Letter of Attestation is required. See Policy on Non-Physicians at ISHRS Meetings.			

SURGICAL ASSISTANT – NON-MEMBER	\$695	\$795	\$895
For surgical assistants who are not current members of the ISHRS Surgical Assistants Auxiliary and have not submitted a complete application for membership must pay the non-member rate. A Letter of Attestation is required. See Policy on Non-Physicians at ISHRS Meetings.			

OTHER CATEGORIES

CLINIC DIRECTOR	\$1,540	\$1,640	\$1,740
For non-physician clinic directors and/or owners of hair restoration practices. A Letter of Attestation is required. See Policy on Non-Physicians at ISHRS Meetings.			

OFFICE MANAGER	\$695	\$795	\$895
For office managers of a hair restoration surgery practice. A Letter of Attestation is required. See Policy on Non-Physicians at ISHRS Meetings.			

OFFICE STAFF	\$695	\$795	\$895
For office staff in a hair restoration surgery practice. A Letter of Attestation is required. See Policy on Non-Physicians at ISHRS Meetings.			

MARKETING/WEBMASTER	\$1,540	\$1,640	\$1,740
For marketing, media, PR persons, and webmasters in a hair restoration surgery practice. A Letter of Attestation is required. See Policy on Non-Physicians at ISHRS Meetings.			

SPOUSE/GUEST	\$695	\$795	\$895
For a spouse or guest of the Physician or Adjunct who does not belong in any of the above categories. Registration verification is required. Spouses/guests who are not registered will not be permitted into the meeting (except for the Welcome Reception) and will not receive a name badge.			

WEDNESDAY DAY PASSES

WEDNESDAY DAY PASS – DOCTORS	\$350	\$400	\$450
For physicians, residents, adjuncts, or clinic directors who only plan to participate in meeting activities on Wednesday. In addition to the daily registration pass, registration fees are required to attend the Basics Course, Advanced/Board Review Course, and FUT & FUE Mini Courses. The Wednesday Day Pass includes the meeting program and electronic abstract book. Day passes will NOT be sold or honored for Thursday, Friday, or Saturday.			

WEDNESDAY DAY PASS – ASSISTANTS	\$150	\$200	\$250
For surgical assistants and other ancillary staff who only plan to participate in meeting activities on Wednesday, including the Surgical Assistants Program. The Wednesday Day Pass includes the meeting program and electronic abstract book. Day passes will NOT be sold or honored for Thursday, Friday, or Saturday.			

Condition of Grafts:

STRESSED

Cause of Graft Injury:

**PREVENTABLE
HYPOTHERMIC STRESS**

Try HypoThermosol®

www.hypothermosolforhair.com

PRESERVATION CHAIN® Media Products



Source Material

Cell Products

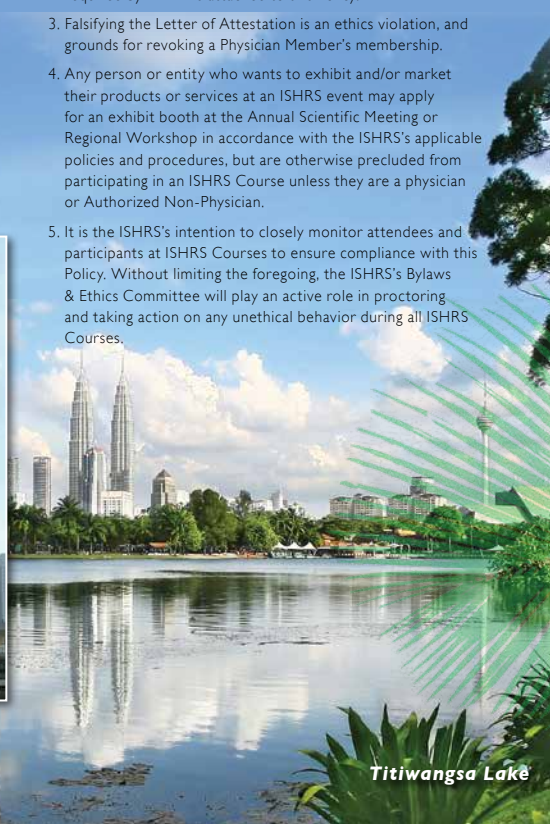
BioLife SOLUTIONS®
POWERING THE PRESERVATION SCIENCES

www.biolifesolutions.com

ISHRS POLICY LIMITING ATTENDANCE BY NON-PHYSICIANS AT ISHRS MEETINGS

The International Society of Hair Restoration Surgery ("ISHRS") Board of Governors ("Board") recognizes that the ISHRS's exempt purpose is advanced by, among other things, providing educational opportunities, training, and courses to physicians and their assistants regarding hair restoration techniques, procedures, and related issues. The Board also recognizes that there have been, and are, physician assistants, and other non-physician personnel, who seek to perform hair restoration techniques and procedures without a physician and/or otherwise outside the scope of their licensure and area of expertise, thereby jeopardizing patient safety. Accordingly, the Board determined that patient safety is advanced and the ISHRS's exempt purpose is furthered by limiting attendance by non-physicians at ISHRS educational meetings and courses in accordance with this Policy.

1. Only physicians and Authorized Non-Physicians (as defined herein) may attend the ISHRS's Annual Scientific Meeting or any ISHRS sponsored educational courses ("ISHRS Course"). For the purposes of this Policy, Authorized Non-Physicians include only surgical assistants, technicians, and other office personnel employed by an ISHRS Physician Member (as defined in ISHRS's Bylaws, including Fellow, Associate Member, Member, Resident Member, Emeritus Member) or ISHRS Physician Member Applicant (Member-Pending) with a completed application on file (Associate Member, Member, Resident Member, Emeritus Member) who attends the same ISHRS Course. The ISHRS Physician Member or ISHRS Physician Member Applicant must have a clinical hair restoration practice and perform hair restoration surgery. For the purposes of this Policy, an Authorized Non-Physician is "employed by" an ISHRS Physician Member or ISHRS Physician Member Applicant only if they have an employer-employee relationship as recognized by law, and the employment is full-time or permanent part-time (i.e., as opposed to an independent contractor, partner, part-time, or temporary service provider, or any other business relationship), and the Authorized Non-Physician must be located in the same state/location as the physician who must be licensed in that state/location.
2. An Authorized Non-Physician will only be permitted to attend an ISHRS Course if his/her ISHRS Physician Member/ISHRS Physician Member Applicant employer also attends the ISHRS Course and completes and submits a signed Letter of Attestation in the form prescribed by ISHRS verifying their employment. A copy of the current Letter of Attestation required by ISHRS is attached to this Policy.
3. Falsifying the Letter of Attestation is an ethics violation, and grounds for revoking a Physician Member's membership.
4. Any person or entity who wants to exhibit and/or market their products or services at an ISHRS event may apply for an exhibit booth at the Annual Scientific Meeting or Regional Workshop in accordance with the ISHRS's applicable policies and procedures, but are otherwise precluded from participating in an ISHRS Course unless they are a physician or Authorized Non-Physician.
5. It is the ISHRS's intention to closely monitor attendees and participants at ISHRS Courses to ensure compliance with this Policy. Without limiting the foregoing, the ISHRS's Bylaws & Ethics Committee will play an active role in proctoring and taking action on any unethical behavior during all ISHRS Courses.



Are You Leveraging the New ISHRS.ORG Member Benefits?



- ▶ "Hair Loss Discussion Forum" where ISHRS members can engage with consumers looking for feedback and information on a number of topics
- ▶ Members Only section
- ▶ Online Video Library
- ▶ Physician Profile
- ▶ Current and back issues of the *Forum*
- ▶ Recorded sessions from previous Meetings



ISHRS PRODUCTS FOR SALE

INQUIRE AT THE REGISTRATION DESK

Basics in Hair Restoration Surgery Lecture Series ONLINE FORMAT

Enduring material, 11.5 hours CME
MEMBER PRICE: \$300 USD

Female Hair Loss Diagnosis and Treatment DVD Set 4 DISC SET

Professional recorded and produced
MEMBER PRICE: \$397USD

High Definition Surgical Video – Female Case and FUE Case

Professionally filmed and edited
MEMBER PRICE: \$225USD

On-Demand Webinars

Minimizing Poor Growth and New Ways to Max It Out, 120 minutes

Intro to Biostats & EBM, 90 minutes

MEMBER PRICE: \$40 USD/CREDIT HOUR

Surgical Assistants Training Resources Center ONLINE FORMAT

Available to physicians to assist them in training their new assistants.

MEMBER PRICE: \$750 USD/30 DAY LEASE

Hair Transplant Forum International Bound Volumes *The Bound Collection, 2001-2005*

– MEMBER PRICE: \$125

The Next Five Years, 1996-2000

– MEMBER PRICE: \$100

The First Five Years, 1991-1995

– SOLD OUT

Operation Restore Apparel

Denim Shirt (L or XL only): \$15

T-Shirt (XL only): \$5

Cap/Hat (one size fits all/most): \$5

ISHRS ADMINISTRATION

EXECUTIVE DIRECTOR & CME DIRECTOR

Victoria Ceh, MPA,
Medical Society Management, Inc.

HQ & ADMINISTRATIVE MANAGER, REGISTRATION MANAGER

Kimberly Miller,
Technical Registration Experts, Inc.

MEETING & EXHIBITS MANAGER

Jule Uddfolk, CMP,
Meeting Management Solutions, Inc.

PROGRAM MANAGER

Melanie Stancampiano,
Medical Society Management, Inc.

REGISTRAR, BOOKKEEPER

Sue Reed,
Technical Registration Experts, Inc.

MEMBERSHIP ASSISTANT, REGISTRAR

Katie Masini,
Technical Registration Experts, Inc.

FINANCE, ACCOUNTING, INVESTMENTS

Patrick Melvin, CPA,
Desmond & Ahern, Ltd.

Lori Soldat, CPA,
Desmond & Ahern, Ltd.

Melinda Urbas, CPA,
Desmond & Ahern, Ltd.

Daniel Pepoon, Merrill Lynch

DATABASE & TECHNICAL SUPPORT, REGISTRAR

Jeffrey Miller,
Technical Registration Experts, Inc.

MANAGING EDITOR AND ADVERTISING SALES, FORUM

Cheryl Duckler, independent

INTEGRATED COMMUNICATIONS MANAGER/ WEBMASTER

Matt Batt, Pipeline
Sheri Valskis, Pipeline

SEO & TRANSLATION

Matt Jackson, Lingo24, Inc.

PR CONSULTANT

Karen Sideris, K Communications, Inc.

GRAPHIC DESIGN

Dawn Holler Wisher, New Day Creative

2013-2014 ISHRS BOARD OF GOVERNORS

PRESIDENT

Vincenzo Gambino, MD, FISHS
Milan, Italy

VICE PRESIDENT

Sharon A. Keene, MD
Tucson, AZ, USA

IMMEDIATE PAST-PRESIDENT

Carlos J. Puig, DO, FISHS
Houston, TX, USA

Bessam K. Farjo, MBChB, FISHS
Manchester, United Kingdom

Alex Ginzburg, MD
Tel Aviv, Israel

Robert S. Haber, MD, FISHS
Cleveland, OH, USA

James A. Harris, MD, FISHS
Denver, CO, USA

Sungjoo T. Hwang, MD, PhD
Seoul, Korea

SECRETARY

Kuniyoshi Yagyu, MD, FISHS
Tokyo, Japan

TREASURER

Ken Washenik, MD, PhD
Beverly Hills, CA, USA

Francisco Jimenez, MD, FISHS
Canary Islands, Spain

Melvin L. Mayer, MD, FISHS
San Diego, CA, USA

Paul J. McAndrews, MD, FISHS
Pasadena, CA, USA

David Perez-Meza, MD, FISHS
Madrid, Spain

Arthur Tykocinski, MD, FISHS
São Paulo, Brazil

2014 ANNUAL SCIENTIFIC MEETING COMMITTEE

Damkerng Pathomvanich, MD, Chair

Michael W. Vories, MD, *Advanced/Board Review Course Chair*

Scott Boden, MD, FISHS, *Advanced/Board Review Course Co-Chair*

Sara M. Wasserbauer, MD, *Basics Course Chair*

Ken L. Williams, DO, *Basics Course Co-Chair*

Antonio S. Ruston, MD, *Workshops & Lunch Symposia Chair*

Gholamali Abbasi, MD, *Live Patient Viewing Chair*

Russell G. Knudsen, MBBS, FISHS, *Newcomers Program Chair*

Robert H. True, MD, MPH, FISHS, *Immediate Past-Chair*

Nilofer P. Farjo, MBChB, FISHS

Fabio M. Rinaldi, MD

Aileen Ullrich, CMA, *Surgical Assistants Chair*

CME COMMITTEE

Paul C. Cotterill, MD, Chair

Marco N. Barusco, MD, *Subcommittee on EBM & Research Resources Chair*

Robert S. Haber, MD, FISHS

James A. Harris, MD, FISHS, *Subcommittee on Webinars Chair*

Francisco Jimenez, MD, FISHS

Sharon A. Keene, MD

Matt L. Leavitt, DO, *Regional Workshops Subcommittee Co-Chair*

Carlos J. Puig, DO, FISHS

Ken Washenik, MD, PhD

Bradley R. Wolf, MD, FISHS

Plus 2014 Annual Scientific Meeting Committee (ex-officio)

NOT A MEMBER OF THE ISHRS?

CONSIDER JOINING.



Go to www.ISHRS.org for your member application

The International Society of Hair Restoration Surgery is a non-profit medical association dedicated to hair loss and hair restoration comprised of over 1,200 members – physicians & surgeons, researchers, and a surgical assistants auxiliary.

Since its incorporation in 1993, a renaissance in hair transplantation surgery was set into motion by the ISHRS. The multidisciplinary, international membership of the ISHRS became a critical mass for an explosion of innovation in hair transplantation surgery. The Annual Meeting is a highlight of the year in which the top minds in HRS come together to advance the art and science of hair restoration surgery!

MISSION & VISION

The mission of the International Society of Hair Restoration Surgery is to achieve excellence in medical and surgical outcomes by promoting member education, international collegiality, research, ethics, and public awareness. The vision is to establish the ISHRS as a leading unbiased authority in medical and surgical hair restoration.

BENEFITS OF ISHRS MEMBERSHIP INCLUDE:

- ▶ Reduced registration fees for ISHRS annual meetings, live surgery workshops, online webinars, and other training programs
- ▶ Opportunities to earn continuing medical education (CME) credits – **AMA PRA Category 1 Credits™**
- ▶ Eligibility for research grants
- ▶ Subscription to the bi-monthly newsletter, **Hair Transplant Forum International**
- ▶ Access to the **Online Forum Article Archives Database Search**
- ▶ Subscription to the peer-reviewed journal, **Dermatologic Surgery (physicians, adjunct, and residents only)**
- ▶ Electronic PDF journal, **Human Trichology**, and **Drugs in Dermatology**
- ▶ **www.ISHRS.org** - A comprehensive informational website on hair loss and restoration. Free listing with Physician Profile for physician members. Free downloadable patient brochure on HRS in multiple languages.
- ▶ **Unified public relations** effort to increase the public's perception and awareness of hair restoration surgery
- ▶ **A team of leaders, volunteers, and staff** dedicated to making the ISHRS a valuable resource for the profession.

EDUCATION – RESEARCH – COLLEGIALLY

FOR MORE INFORMATION CONTACT

INTERNATIONAL SOCIETY OF HAIR RESTORATION SURGERY

303 West State Street | Geneva, IL 60134 USA

TEL 1-630-262-5399 | U.S. DOMESTIC TOLLFREE 1-800-444-2737

FAX 1-630-262-1520 | E-MAIL info@ishrs.org | www.ISHRS.org

GLOBAL COUNCIL OF HAIR RESTORATION SURGERY SOCIETIES

MEMBERSHIP PROUDLY INCLUDES:

American Board of Hair Restoration Surgery

Asian Association of Hair Restoration Surgeons

Association of Hair Restoration Surgeons-India

Australasian Society of Hair Restoration Surgery

British Association of Hair Restoration Surgery

French Hair Restoration Surgery Society

Italian Society for Hair Restoration

Japanese Society of Clinical Hair Restoration

Korean Society of Hair Restoration Surgery

Polish Society of Hair Restoration Surgery

Sociedad Ibero-latinoamericana de Trasplante de Cabello

International Society of Hair Restoration Surgery



ISHRS Asian FUE Hair Transplant Workshop

27 Feb - 1 Mar 2015 - New Delhi, India



**Live Surgery Workshop &
Hand-on training on models**

Mastering the art of Follicular Unit Extraction

- ✓ Identify the key steps of FUE as a mode of extraction.
- ✓ Evaluate the different techniques and instrumentation used in FUE to achieve better results.
- ✓ Identify the factors limiting the speed of extraction and ways to increase it.
- ✓ Identify the causes of Follicular Transection Rate (FTR) and lower it.
- ✓ Evaluate the differences in Revision Hair Transplant by FUE and applying them into practice.
- ✓ Identify the key points of Body Hair Transplant and increase the number of grafts in FUE.
- ✓ Identify possible complications in the donor & recipient area from FUE.
- ✓ Evaluate Strip & FUE Techniques for donor harvesting.

Who Should Attend: Physicians with Intermediate or Advanced experience

www.asianfuehairtransplantworkshop.com

Hosted by Dr. Kapil Dua, MS

Faculty

- ♦ Dr. Jean Devroye, MD, FISHRS
- ♦ Dr. Aman Dua, MD
- ♦ Dr. Koray Erdogan, MD
- ♦ Dr. Bessam Farjo, MBChB, FISHRS
- ♦ Dr. Alex Ginzburg, MD
- ♦ Dr. James A. Harris, MD, FISHRS
- ♦ Dr. Robert H. True, MD, MPH, FISHRS
- ♦ Dr. Kapil Dua, MS

Clinic Sponsors



Live Surgery Workshop

In this new edition of the Mediterranean FUE Workshop we will continue to study the FUE Technique.
10 procedures, 8 ways to perform them, 5 different motorized devices, 3 distinct manual techniques.

Take three days to enjoy Istanbul,
the city bridging two continents.

- Examine the factors that influence the survival of the grafts in FUE technique.
- Evaluate the capacity of the donor area to avoid its depletion throughout different procedures
- Discuss surgical extraction strategies for patients with advanced alopecia using FUE techniques
- Identify possible complications and disadvantages in the donor and recipient area related to FUE
- Comparing and evaluating FUT and FUE: pros and cons of these two methods of donor harvesting



ISHRS Regional Live Surgery Workshop hosted by:

Koray Erdogan, MD,
Alex Ginzburg, MD, and José Lorenzo, MD

International Faculty:

J. Cole MD, J. Devroye MD, FISHRS, K. Erdogan MD,
A. Ginzburg MD, J. Harris, MD, FISHRS,
J. Lorenzo MD, E. Lupanzula MD, R. True MD, FISHRS

Who should attend:

Physicians with intermediate or advanced experience
in hair restoration surgery

3RD MEDITERRANEAN

THE WORKSHOP

June 26-28 /2015 Istanbul, TR



www.3rdmediterraneanfueworkshop.com

Clinic sponsor





Mojelim Hair Surgery Clinic wishes a successful opening of The 22nd ISHRS Meeting.

Since 1997, Mojelim specializes in hair with pride in Seoul, Korea.

We have 17 doctors and 135 staff,
providing all-around hair transplantation services from FUSS,
FUE, Implanter, Slit, Scalp care to Medical tattoo.

We are now present in China as a partner clinic of
Shanghai Saint Baum Aesthetic Hospital.

Mojelim Hair Surgery Clinic



Man center



Woman center



Medical tattoo center



FUE center

THE NEW LC PRO™

THE BEST
JUST GOT
BETTER

TREATS
HAIR LOSS &
PROMOTES
HAIR GROWTH

BY PHYSICIAN ONLY.
WIRELESS.
BUILT TO COMFORT.
SLEEK.
POWERFUL
MADE IN THE USA.



THE ORIGINAL DEVICE YOU CAN TRUST

FOR MORE INFO VISIT BOOTH 17

WWW.LCPRO.ME